



Проактивное управление
проектами в среде Microsoft[®]
Visual Studio[®] 2010
Дмитрий Андреев

Twitter: @dmandreev



Development Leads and Leaders

1 WHAT ARE THEY LIKE?

Software developers are problem solvers, tinkerers, artists and engineers all rolled up in one. No matter what they are building, there is some element of it—or all of it—that is new. They love their job when stuff they are getting something and their work is not fragmented. Development takes clear thinking time, so they don't want constant interruptions. Development leads understand this and don't want to bug their team constantly for updates.

2 WHY ARE THEY HERE?

There has been a lot of buzz about agile development and they want to learn more. It would be great if it lived up to the promises to help them deliver projects more successfully, without focusing on being a project manager or inflicting a lot of work on the team. Many are in the process of adopting agile practices—Scrum in particular. They are looking for tools to help. Some in the audience may have already tried adopting agile practices, but they could be experiencing issues. They need tools, or have possibly started using tools, and they'd like to know why one toolset is better than another is.

3 WHAT KEEPS THEM UP AT NIGHT?

Are they going to deliver a quality project on time? What do they need to know now to course correct and get there? What can they do to reduce the risk and be more sure of this? There are so many factors out of their control. Something unexpected always comes up every project cycle and they have to firefight to get through it. Many projects outright fail and don't deliver. This is one of their greatest concerns.

4 HOW CAN YOU SOLVE THEIR PROBLEM?

Automation of simple tasks makes them happen (e.g., developer updates a work item, with boards, report). Planning tools help estimation and work allocation. Reporting tools boost certainly on delivery. Work item integration with Microsoft Project, and custom reports, 'open the kimono' to others. This results in less random requests of the team.

5 WHAT DO YOU WANT THEM TO DO?

Try it out for themselves: play with the tools, pilot a small project on your team, drive a rollout in your team.

6 HOW MIGHT THEY RESIST?

Team Foundation Server is too heavyweight: way too much to learn, too much stuff. It's not "Scrum" enough. Many tools are more scenario focused (with less flexibility), and have features like planning boards and task-boards. Where are those?

I've tried Scrum before in my org and it was a disaster. I don't want to do anything like that ever again.

7 WHAT'S THE BEST WAY TO REACH THEM?

Honesty. This doesn't create world peace. Be clear about what it does and what it doesn't do. They love to know how other people were successful: our adopters, internal dog food efforts, how we rolled it out, how it can work for teams of all sizes. They will read books, and case studies more so than developers. They want to enhance themselves and not just write code.

Target Audience

S2S: Situation to Solution

1 SITUATION

Successful software projects manifest themselves when teams work together. When a team has good communication and transparency, it tends to find problems sooner. Teams want to come to work and are excited about what they're building when things are going right. Those in the audience have heard that many successful projects are using agile techniques. They want to know if Visual Studio and Team Foundation Server mixed with agile can help bring success to their team. The bottom line is they want success but they don't want to spend tons of time managing projects. They really want to focus on getting work done.

2 PROBLEM

Simply put, project management has often been about magic formulas and predictions without regard for team dynamics. Detached individuals providing unrealistic schedules based upon inaccurate data. Add to that micromanagement and a disregard for the humans—they're people not resources. Finally, there's a general lack of good, integrated tools. This has made it difficult for the development leads and leaders to (a) plan accurately in order to deliver on time, (b) have visibility into the project as it is running to discover indicators of potential issues, and (c) easily report on project status and health during and after the project.

3 IMPLICATION

They can hear the sounds of the Agile Manifesto ringing in the ears. In the industry, we've found many ways get more work done. The Manifesto calls them out well: individuals over processes; working software over documentation; customer collaboration over contract negotiation; responding to change over following a plan. Whether they're doing agile or not, they ultimately want to focus on the people, both their team and customers. They want to ship working software on time. They want to start doing that today. But how?

4 SOLUTION

Visual Studio 2010 and Team Foundation Server enable you to easily plan projects. This integrated set of tools lets you leverage historical data so you can continuously improve your planning effort. They help you gain visibility into projects in flight. This provides easy discovery of indicators of potential issues. And, it lets you report on project status and health with an integrated application lifecycle management solution. This ensures you won't be disrupted, or disrupt others, in order to provide information about the project to key stakeholders.

Счастливые команды создают великий софт



Качественные коммуникации
Прозрачность
Удовлетворенность

Проектное управление



В общем это
болезненно
Не реальные
сроки
«Ресурсы» а не
люди

Не должно ли это быть ...

- **люди** а не процессы?
- **работающий софт** а не документация к продукту?
- **кооперация** а не согласование?
- **ответ изменениям** а не планирование?



Фундаментальные принципы



Фокус на людях
Надежный софт
Счастливые
клиенты

Visual Studio 2010 позволит вам...



- *Планировать* проекты с *уверенностью*
- *Вести* проекты с *большей прозрачностью*
- *Диагностировать* источник проблем и *исправлять курс* ваших проектов *прозрачно*

Iteration 3 Backlog - Microsoft Excel

Table Tools

Home Insert Page Layout Formulas Data Review View Developer Team Design

Get Work Items Links and Attachments Add Tree Level Team Foundation Help
 Configure List Edit Areas and Iterations Add Child New Report Reports
 Choose Columns Work Items Tree Reports Help

N4

ID	Work Item	Stack	Title 1	Title 2	State	Story Points	Assigned To	Remaining Work	Completed Work
1	Project: Agile4 Server: tfs2010moss\DefaultCollection Query: Iteration 3 Backlog List type: Tree								
3	54 User Story	1	As a customer I want to customize my landing page		Active	5	Sunder Raman		
4	26 Task		Test all the login scenarios		Active		Gregg Boer		3
5	27 Task		Add error handling to all navigation elements		Active		Jeff Beehler		4
6	28 Task		Add transaction handling to all stored procedures		Active		Aaron Bjork		5
7	29 Task		Run perf analysis on all database calls for login		Active		Jeff Beehler		6
8	30 Task		Test the login screen		Active		Jeff Beehler		5
9	56 Task		Test all the navigation from the main menu		Active		Stephanie Cuthbert		4
10	9 User Story	2	As a new customer I want log in so that I can use the system		Active	8	Sunder Raman		
11	20 Task		Build the login screen		Active		Aaron Bjork		6
12	21 Task		Add validation to the login screen		Active		Aaron Bjork		5
13	22 Task		Design the getting started screens		Active		Gregg Boer		4
14	23 Task		Build the welcome menu		Active		Gregg Boer		6
15	24 Task		Build the getting started wizard		Active		Aaron Bjork		8
16	25 Task		Test the getting started wizard		Active		Aaron Bjork		8
17	33 Task		Stress test the login screen		Active		Gregg Boer		3
18	34 Task		Build the help/more info screens		Active		Gregg Boer		8
19	15 User Story	4	As a new customer I want sign up for delivery.		Active	3	Aaron Bjork		
20	124 Task		Design the deliver sign up page		Active		Aaron Bjork		4
21	125 Task		Build the delivery sign up page		Active		Aaron Bjork		3
22	126 Task		Build the delivery details screens		Active		Aaron Bjork		4
23	127 Task		Test the ability to sign up for delivery		Active		Aaron Bjork		2

Iteration Backlog Settings Interruptions Capacity Burndown

Ready

Планируйте
 более
 Аккуратно

Планировать тяжело

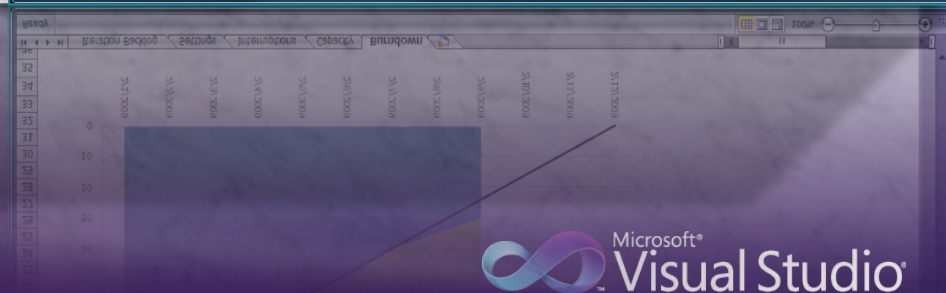
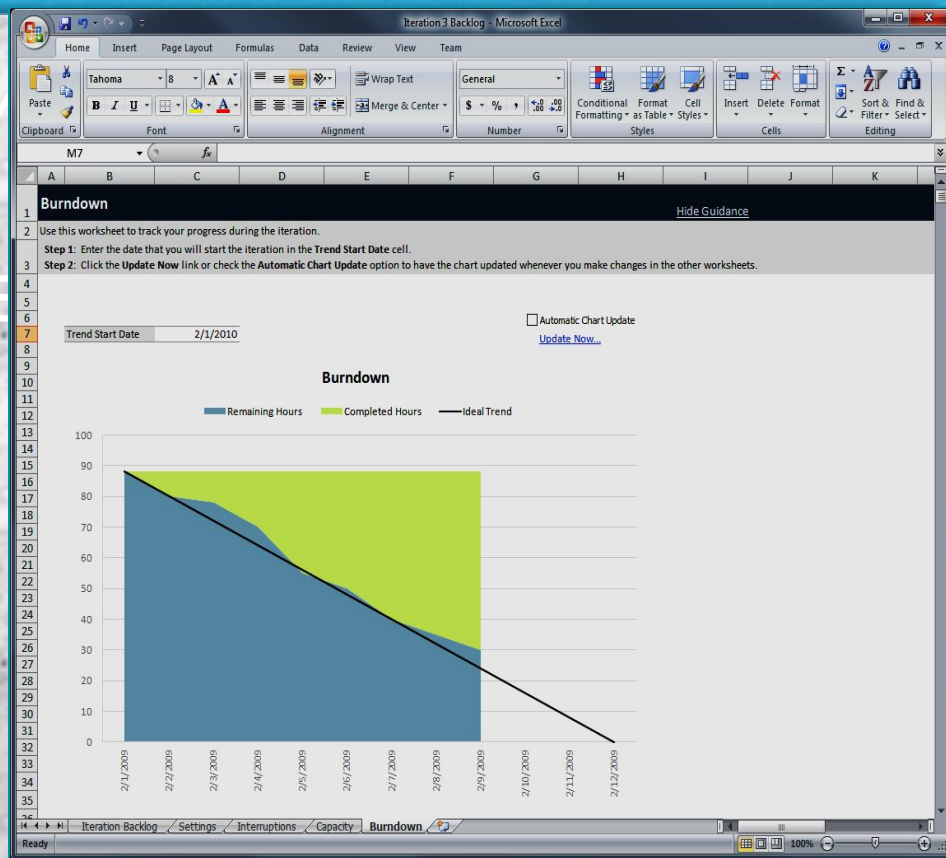
- Оценка даже в лучшем случае это угадывание.
- Очень трудно понять сколько еще предстоит работы
- Неудачи в прогнозировании задержек



Рабочая тетрадь

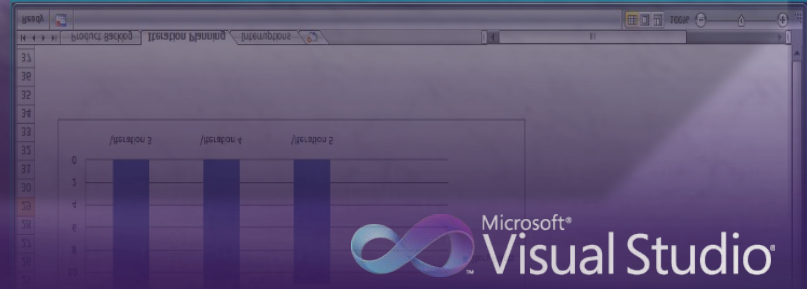
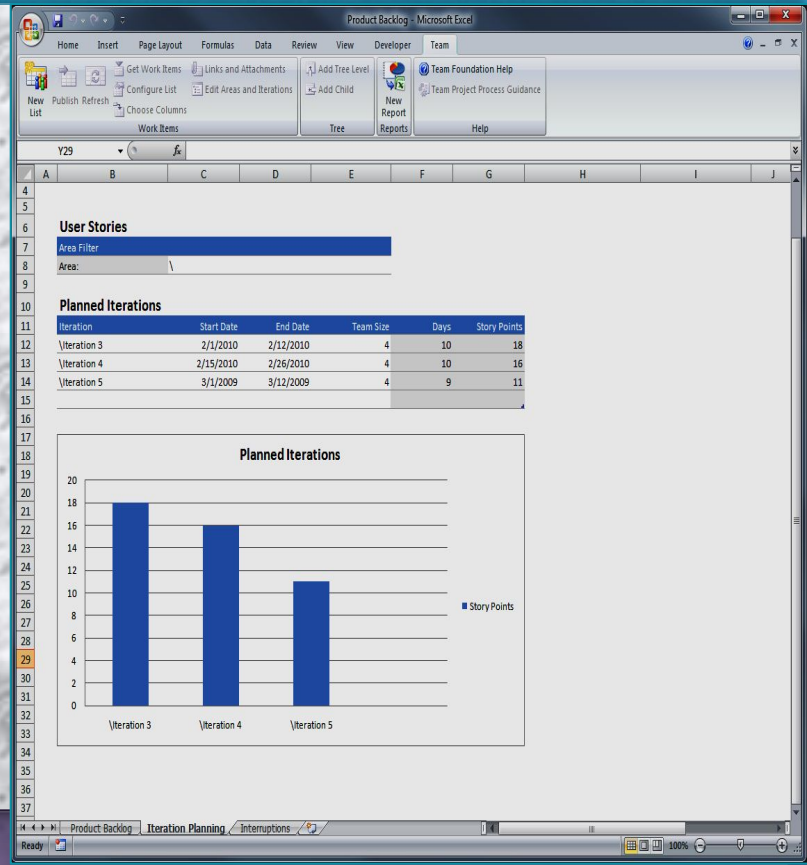
планирования

- Поддержка Agile «матрицы коробки».
- Создана на основе лучших практик.
- Два раздела:
 - Список задач всего проекта
 - Список задач итерации



Список задач проекта

- Файл Excel.
- Интегрированный с Team Foundation Server.
- Позволяет вам легко вводить пользовательские сценарии



Планирование итерации

- Сравнение текущего плана с предыдущими результатами.
- Позволяет легко балансировать на уровне команды.
- Включенные возможности по планированию прерываний.

Iteration3 Backlog - Microsoft Excel

ID	Work Item	Stack	Title 1	Title 2	State	Story Points	Assigned To	Remaining Work	Completed Work
3	54 User Story	1	As a customer I want to customize my landing page		Active	5	Sunder Raman		
4	26 Task		Test all the login scenarios		Active		Gregg Boer		3
5	27 Task		Add error handling to all navigation elen		Active		Jeff Beehler		4
6	28 Task		Add transaction handling to all stored pr		Active		Aaron Bjork		5
7	29 Task		Run perf analysis on all database calls fo		Active		Jeff Beehler		6
8	30 Task		Test the login screen		Active		Jeff Beehler		5
9	56 Task		Test all the navigation from the main me		Active		Stephanie Cuthbert		4
10	9 User Story	2	As a new customer I want log in so that I can use the		Active	8	Sunder Raman		
11	20 Task		Build the login screen		Active		Aaron Bjork		6
12	21 Task		Add validation to the login screen		Active		Aaron Bjork		5
13	22 Task		Design the getting started screens		Active		Gregg Boer		4
14	23 Task		Build the welcome menu		Active		Gregg Boer		6
15	24 Task		Build the getting started wizard		Active		Aaron Bjork		8
16	25 Task		Test the getting started wizard		Active		Aaron Bjork		8
17	33 Task		Stress test the login screen		Active		Gregg Boer		3
18	34 Task		Build the help/more info screens		Active		Gregg Boer		8
19	15 User Story	4	As a new customer I want sign up for delivery.		Active	3	Aaron Bjork		
20	124 Task		Design the deliver sign up page		Active		Aaron Bjork		4
21	125 Task		Build the delivery sign up page		Active		Aaron Bjork		3
22	126 Task		Build the delivery details screens		Active		Aaron Bjork		4
23	127 Task		Test the ability to sign up for delivery		Active		Aaron Bjork		2

Демонстрация: Agile Workbooks

Iteration 3 Backlog [Results]* - Microsoft Visual Studio

File Edit View Build Team Tools Window Help

Task 28* Iteration 3 Backlog [Results]*

Save Results Refresh Open in Microsoft Office Edit Query Column Options

Query Results: 21 items found (3 top level, 18 linked items, 1 currently selected).

ID	Work Item...	Title	State	Assigned To	Remainin...	Complete...
54	User Story	As a customer I want to customize my landing page	Active	Sunder Raman		
26	Task	Test all the login scenarios	Active	Gregg Boer	3	
27	Task	Add error handling to all navigation elements	Active	Jeff Beehler	4	
28	Task	Add transaction handling to all stored procedure calls	Active	Aaron Bjork	3	2
29	Task	Run perf analysis on all database calls for main scenarios	Active	Jeff Beehler	6	
30	Task	Test the login screen	Active	Jeff Beehler	5	
56	Task	Test all the navigation from the main menu	Active	Stephanie Cut	4	

Team Explorer

- tfs2010moss\DefaultCollection
 - My Favorites
 - Agile4
 - Work Items
 - My Queries
 - Team Queries
 - Workbook Queries
 - Issues
 - Iteration 1 Backlog
 - Iteration 2 Backlog
 - Iteration 3 Backlog
 - Product Backlog
 - Triage
 - Active Bugs
 - My Bugs
 - My Tasks
 - My Test Cases
 - My Work Items
 - Open Issues
 - Open Tasks
 - Open Test Cases
 - Open User Stories
 - Open Work Items
 - P1 and P2 Active Bugs
 - Resolved Bugs
 - User Stories without Te
 - Work Items With Summ
- Documents
- Reports
- Builds
- Source Control

Task 28 (Modified) : Add transaction handling to all stored procedure calls

Title: Add transaction handling to all stored procedure calls Activity:

Status: Assigned To: Aaron Bjork Area: Agile4 State: Active Reason: New Iteration: Agile4\Iteration 3

Effort (Hours): Original Estimate: 5 Remaining: 3 Completed: 2

Details Implementation All Links Attachments

Description: Include transaction handling on all the stored procedures which insert, update, or delete data. Please update this task with the name of the sproc when complete.

History: Type your comment here.

- 9/21/2009 7:27:54 AM Edited by Aaron Bjork
 - Show Changes (Fields)
- 9/14/2009 8:10:46 AM Edited by Aaron Bjork
 - Show Changes (Fields)
- 9/11/2009 7:11:27 AM Edited by Aaron Bjork
 - Show Changes (Links)
- 9/3/2009 6:55:25 AM Edited by Aaron Bjork

Item(s) Saved

Выполняйте
проекты
Прозрачно

Backlog (2 items)

9/23/2009 8:22:52 AM Edited by Aaron Bjork

9/17/2009 1:17:31 AM Edited by Aaron Bjork

9/17/2009 8:10:46 AM Edited by Aaron Bjork

9/11/2009 7:11:27 AM Edited by Aaron Bjork

9/3/2009 6:55:25 AM Edited by Aaron Bjork

Microsoft

Предвидение – это
искусство видеть то что не
видно другим.

Джонатан Свифт.

Правильные средства



Отслеживайте прогресс
зная чем занимается
ваша команда.

Собирайте данные
постоянно.

Средства не должны
быть обузой в ваших
процессах.

Отслеживание задач



- Рабочие элементы интегрированы в весь процесс.
- Задачи и их статусы меняются с каждым действием
 - Изменения в коде, сборка проекта, и.т.д.
- Автоматические отчеты по прогрессу.

Всё взаимосвязано

Рабочие элементы предоставляют возможность отследить все связи.

Отношения выявляют ранние индикаторы проблем.

The screenshot displays the Microsoft Visual Studio interface. The main window shows the 'Iteration 3 Backlog [Results]*' with a table of tasks. A dialog box titled 'Add new Linked Work Item to Task 692: Design the New Customer welcome screen' is open in the foreground. The dialog includes a 'Link type' dropdown set to 'Child', a 'Work item details' section with a 'Work item Type' dropdown set to 'Task', and a 'Link Preview Visualization' diagram showing a link from 'Task 692: Design the New Customer welcome...' to a new green box labeled '(New work item)'. The dialog has 'OK' and 'Cancel' buttons.

ID	Work Item...	Title	State	Assigned To	Remainin...	Complete...
54	User Story	As a customer I want to customize my landing page	Active	Sunder Raman		
26	Task	Test all the login scenarios	Active	Gregg Boer	3	
27	Task	Add error handling to all navigation elements	Active	Jeff Beehler	4	
28	Task	Add transaction handling to all stored procedure calls	Active	Aaron Bjork	3	2
29	Task	Run perf analysis on all database calls for main scenarios	Active	Jeff Beehler	6	
30	Task	Test the login screen	Active	Jeff Beehler	5	

Управляйте работой где УГОДНО

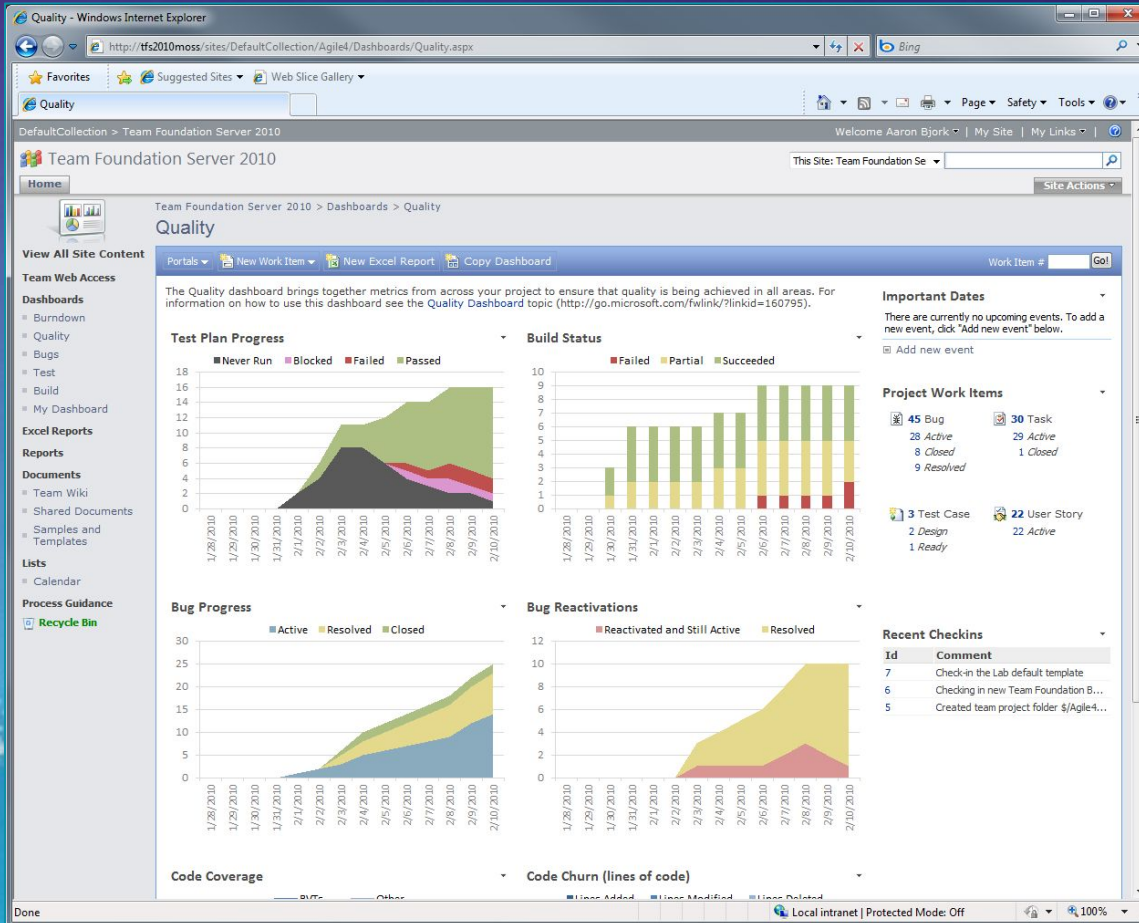
The screenshot displays the Microsoft Visual Studio 2009 environment with the Agile4 team system web access interface. The interface is divided into several panes:

- Left Sidebar:** Contains navigation options such as 'New Work Item', 'Queries', and 'My Bugs'. A search bar is also present.
- Central Pane (My Dashboard):** Displays a 'My Tasks' table with the following data:

ID	Priority
24	2
25	2
28	2
- Right Pane (Team Explorer):** Shows a project hierarchy for 'hfs2010:moss\DefaultCollection', including 'Work Items', 'My Queries', and 'Team Queries'.
- Bottom Right Pane (Task 28):** Provides a detailed view of a task. The task title is 'Add transaction handling to all stored procedure calls'. The 'My Tasks' table in this pane shows:

ID	Priority
39	1
43	1
102	1
47	1
101	2
103	2
44	3


Демонстрация: Рабочие элементы повсеместно



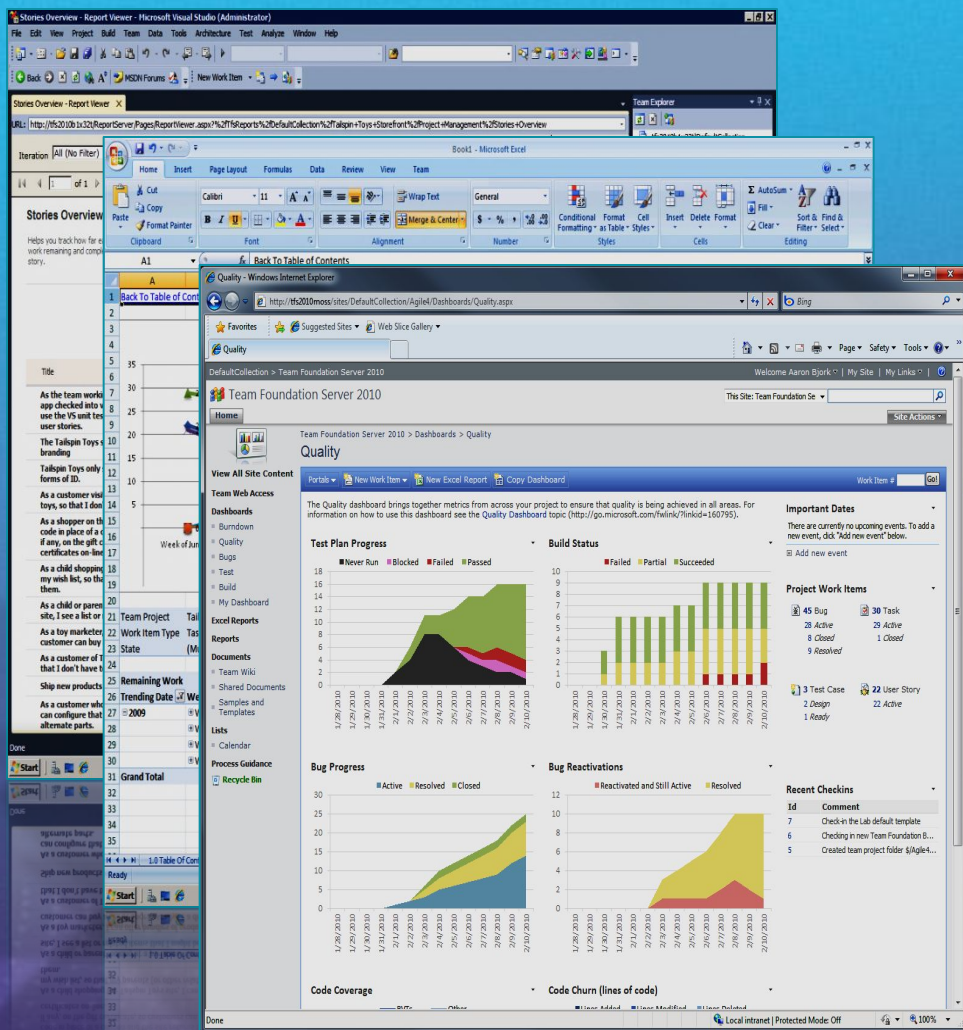
Проверяйте
проекты
прозрачно

Что только что случилось?

- Составление отчетов сложная и длительная задача.
- Необходимые данные трудно собрать и еще труднее понять.
- Вы не должны быть аналитиком данных чтобы отчитаться по прогрессу.



Работающие средства



- SQL Server 2008 Reporting Services из коробки
- Функциональность!
- Отчеты Excel на основе рабочих элементов
- Быстрота!
- Индикаторы производительности SharePoint
- Прозрачность!

Отчеты на базе SQL Server Reporting Services

Stories Overview - Report Viewer - Microsoft Visual Studio (Administrator)

URL: http://tfs2010b1x32t/ReportServer/Pages/ReportViewer.aspx?%2fTfsReports%2fDefaultCollection%2fTailspin+Toys+Storefront%2fProject+Manag

Iteration: All (No Filter) Area: All (No Filter) View Report

1 of 1 100% Find | Next Select a format Export

Stories Overview
Helps you track how far each user story has been implemented. Shows each story's actual number of hours of work remaining and completed, its acceptance test results, and the number of bugs that are linked to each story.

Related Reports

- Bug Status
- Status on All Iterations
- Stories Progress
- Test Case Readiness
- Test Plan Progress

Hours Completed (Green) Hours Remaining (Light Blue) Passed (Green) Failed (Red) Active (Blue) Not Run (Black) Resolved (Yellow)

Title	Work Progress		Test Status		
	% Hours Completed	Hours Remaining	Tests	Test Results	Bugs
As the team working on the Tailspin Toys site, we have the original app checked into version control and have updated the unit tests to use the VS unit testing framework, so that we're ready to implement user stories.	100 %	0	0		
The Tailspin Toys storefront site features the new Tailspin toys branding.	100 %	0	4	67 % 33 %	
Tailspin Toys storefront site has username and password auth, no other forms of ID.	100 %	0	4	67 % 33 %	1
As a customer of Tailspin Toys, I see a list of the new toys, so that I can purchase the toy I might want.	100 %		5	60 % 40 %	
As a shopper on the Tailspin Toys site, I can use a gift certificate code in a purchase and the site returns the amount remaining.	100 %				
As a customer of Tailspin Toys, I can buy a set at once (usually at a discount).	43 %				
As a customer of Tailspin Toys, I can subscribe to a product line, so that I don't have to look out for new releases.	10 %				
Ship new products for subscriptions as they are released.	30 %				
As a customer who has selected a bundle on the Tailspin Toys site, I can configure that bundle to select between options like colors or alternate parts.			0	0	

Done

Solution Explorer Team Explorer

Другие отчеты в этой категории

О чем этот отчет?

Прогресс показан в соотношении с сценариями и ошибками

Отчеты Rich SQL Server Reporting Services

Вопросы на которые отвечает этот отчет

Дополнительные параметры для уточнения деталей

Насколько актуален этот отчет?

Questions This Report Helps Answer

- How much work does each story require?
- How much work has the team completed for each story?
- Are the tests for each story passing?
- How many active bugs does each story have?

Parameter Values

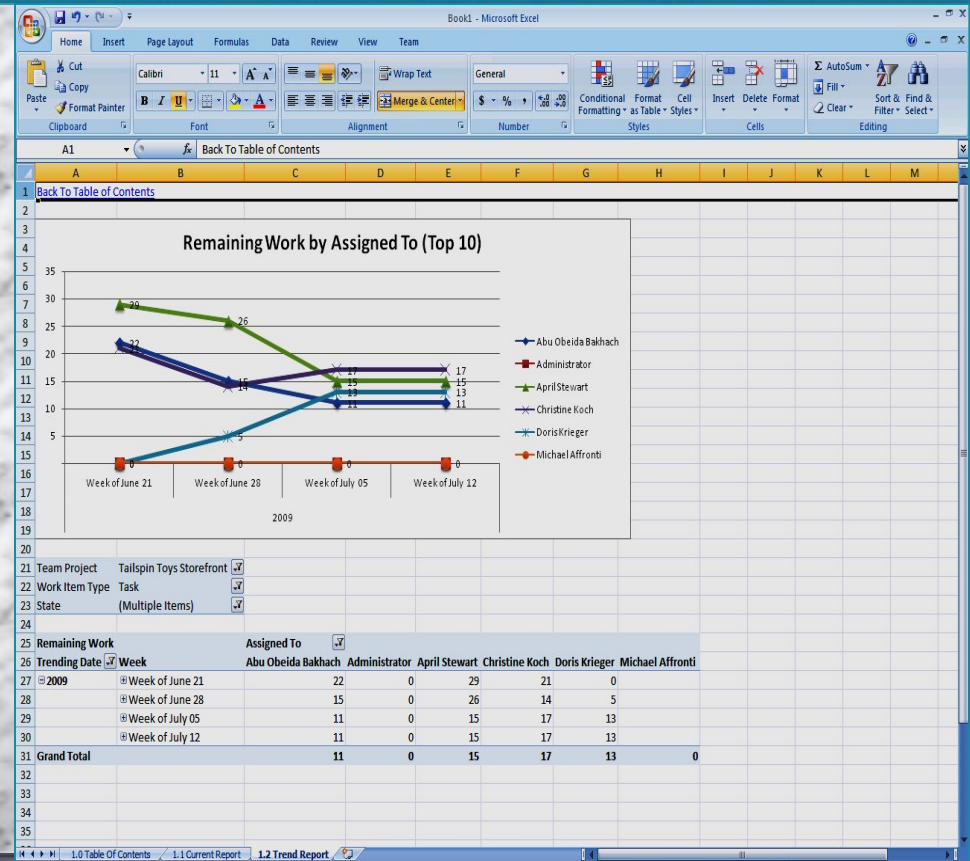
Iteration: A
Area: A

Generated: 9/24/2009 8:34:03 PM
By: TFS2010B1X32T\Administrator
Warehouse Update: 9/24/2009 8:08:24 PM

How to Use This Report

Отчеты на базе Excel

- Простые в использовании средства.
- Низкие затраты
- Знакомый инструмент
- Легко менять



Информационные панели SharePoint

- Выбирайте...
 - SharePoint Foundation
 - SharePoint Server
- Готовые панели из коробки.
- Настраиваемые и позволяющие создавать новые.



Информационные панели

Team Foundation Server 2010

This Site: Team Foundation Se

Home

Team Foundation Server 2010 > Dashboards > Burndown

Burndown

Portals | New Work Item | New Excel Report | Work Item # [] Go!

The Burndown dashboard displays critical information to help you track progress toward completing an iteration. For information on how to use this dashboard see the [Burndown Dashboard](http://go.microsoft.com/fwlink/?linkid=145649) topic (http://go.microsoft.com/fwlink/?linkid=145649).

Task Burndown (hours)

Task Progress (count)

Important Dates

There are currently no upcoming events.

Project Work Items

14 Task | 3 User Story

Team Foundation Server 2010

This Site: Team Foundation Se

Home

Team Foundation Server 2010 > Dashboards > Quality

Quality

Portals | New Work Item | New Excel Report | Work Item # [] Go!

The Quality dashboard brings together metrics from across your project to ensure that quality is being achieved in all areas. For information on how to use this dashboard see the [Quality Dashboard](http://go.microsoft.com/fwlink/?linkid=160795) topic (http://go.microsoft.com/fwlink/?linkid=160795).

Test Plan Progress

Build Status

Bug Progress

Bug Reactivations

Important Dates

There are currently no upcoming events.

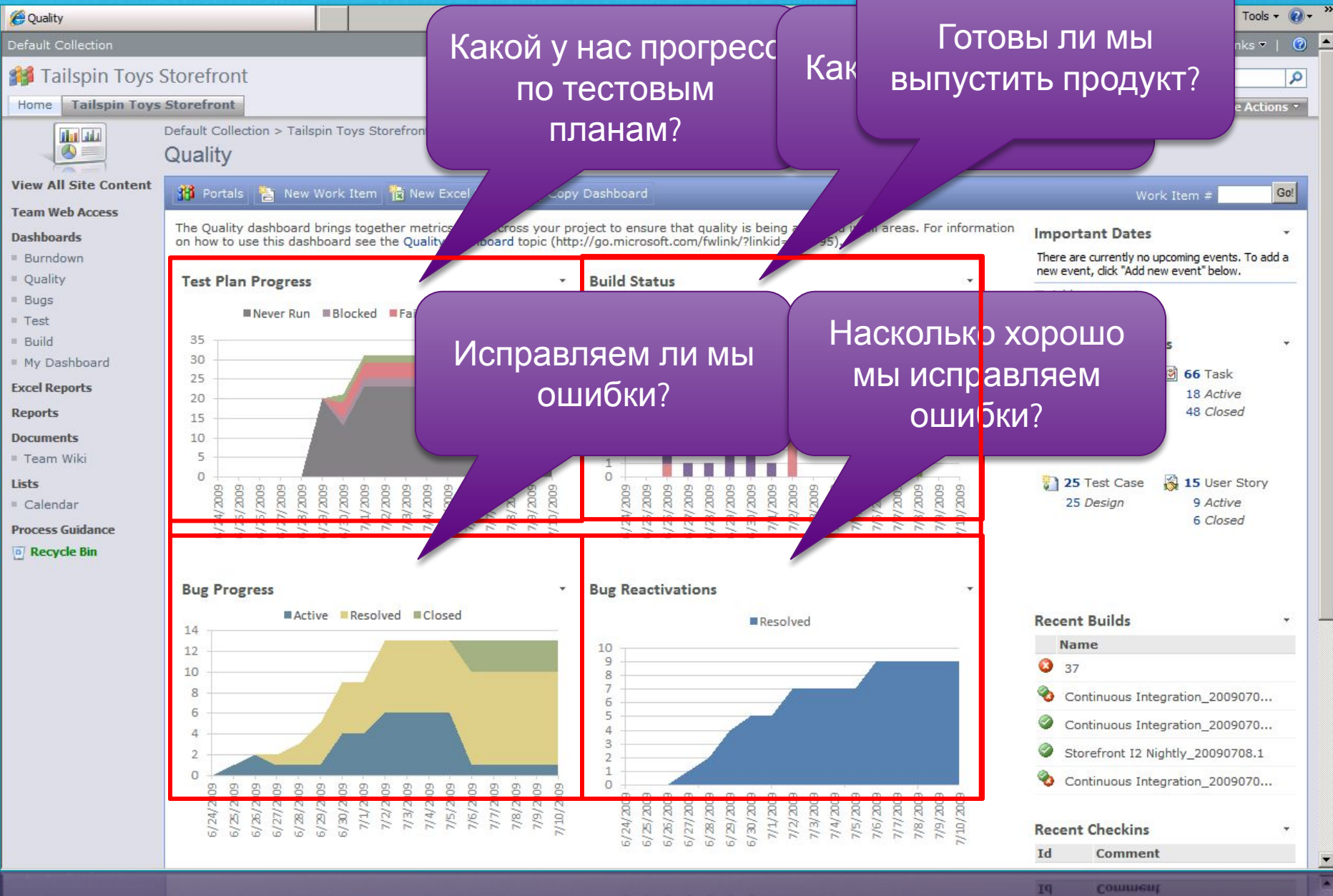
Project Work Items

- 45 Bug
 - 28 Active
 - 8 Closed
 - 9 Resolved
- 30 Task
 - 29 Active
 - 1 Closed
- 3 Test Case
 - 2 Design
 - 1 Ready
- 22 User Story
 - 22 Active

Recent Checks

Id	Comment
7	Check-in the Lab default template
6	Checking in new Team Foundation B...
5	Created team project folder \$/Agile4...

Как дела?



Какой у нас прогресс по тестовым планам?

Как

Готовы ли мы выпустить продукт?

Исправляем ли мы ошибки?

Насколько хорошо мы исправляем ошибки?

Демонстрация: Отчетность

Visual Studio 2010 позволит вам...

- *Планировать* проекты с *уверенностью*
- *Вести* проекты с *большей прозрачностью*
- *Диагностировать* источник проблем и *исправлять курс* ваших проектов *прозрачно*

Вопросы?

Заполните анкету!

- Анкеты Вы можете получить на выходе из зала.
- В анкете пишутся доклады одного трека.
- Вы можете взять анкеты за каждый трек и поставить оценки за те доклады, на которых Вы присутствовали.
- Нам важна Ваша оценка!

Microsoft[®]

Your potential. Our passion.[®]

© 2009 Microsoft Corporation. All rights reserved. Microsoft, Visual Studio, the Visual Studio logo, and [list other trademarks referenced] are trademarks of the Microsoft group of companies.

The information herein is for informational purposes only and represents the current view of Microsoft Corporation as of the date of this presentation. Because Microsoft must respond to changing market conditions, it should not be interpreted to be a commitment on the part of Microsoft, and Microsoft cannot guarantee the accuracy of any information provided after the date of this presentation.

MICROSOFT MAKES NO WARRANTIES, EXPRESS, IMPLIED, OR STATUTORY, AS TO THE INFORMATION IN THIS PRESENTATION.

