

Занятие 2

Поездка в лес или приключение
лисёнка и ежа.

Учитель: Переверзева И.В.


МОЯ СЕМЬЯ




Мои подружки




Ёжик и лисёнок остались
одни в лесу.



Прогулка по лесу вместе с ёжиком и лисёнком.



Как прекрасен этот мир!



Мы всем придём на
помощь.



Выполни задание ёжика.

The worksheet is divided into three horizontal sections, each marked with a pencil icon in the top-left corner and a paperclip icon in the top-right corner.

- Top Section:** A tracing exercise featuring a series of connected zigzag lines. The first line is solid, and the second is dashed.
- Middle Section:** A large grid for dot-marker and dot-marker activities. The top-left corner contains a 4x4 grid of squares, each with a dot in the center. Below this is a larger grid with a dashed hexagon and a dotted path leading to it. To the right of the grid is a cartoon hedgehog with a dashed outline of its body and a solid outline of its head and legs. A small pencil icon is next to the hedgehog's head.
- Bottom Section:** A handwriting practice area with four rows of slanted lines. The first row contains vertical lines, the second row contains 'L' shapes, the third row contains '1' shapes, and the fourth row contains '1' shapes with dots at the top.

До новых встреч!

Новые приключения ждут
вас в следующий раз.