

Ministry of science and higher education of the Russian Federation

Medical college

**Federal STATE Autonomous educational institution "Crimean V.I. Vernadsky
University "**

Skeleton

Performed by a student of group 14-C

Akkieva Mavile

Teacher: Solokha G. V.

The Skeleton is composed of bones. In the adult the skeleton has over 200 bones. It performs several functions :

- Supporting
- Protective
- Locomotor
- Formative



Skeleton

Axial skeleton

- Spine
- Skull
- Thorax

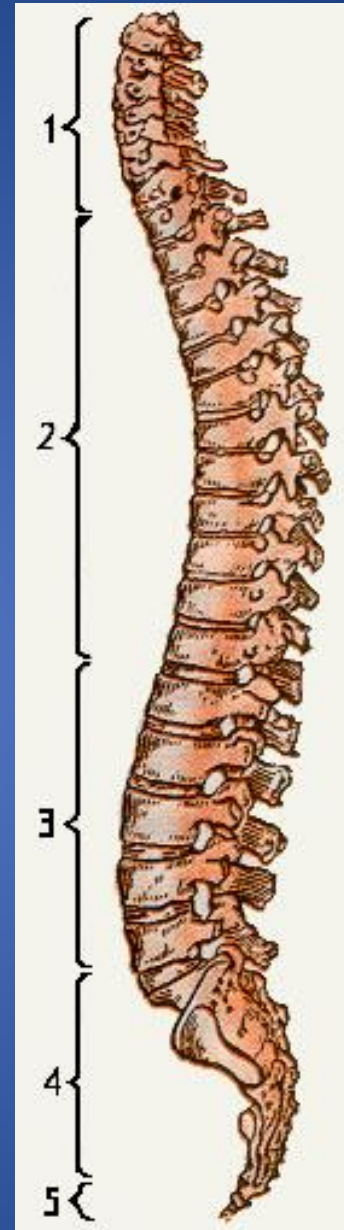
Appendicular skeleton

- Upper limbs bones
- Lower limbs bones

**The Spine is
composed of 33
seperate vertebrae:**

1. 7 cervical vertebrae
2. 12 thoracic vertebrae
3. 5 lumbar vertebrae
4. 5 sacral vertebrae
5. 1-5 coccyx

(* The vertebra is a small bone which is formed by the body and the arch)

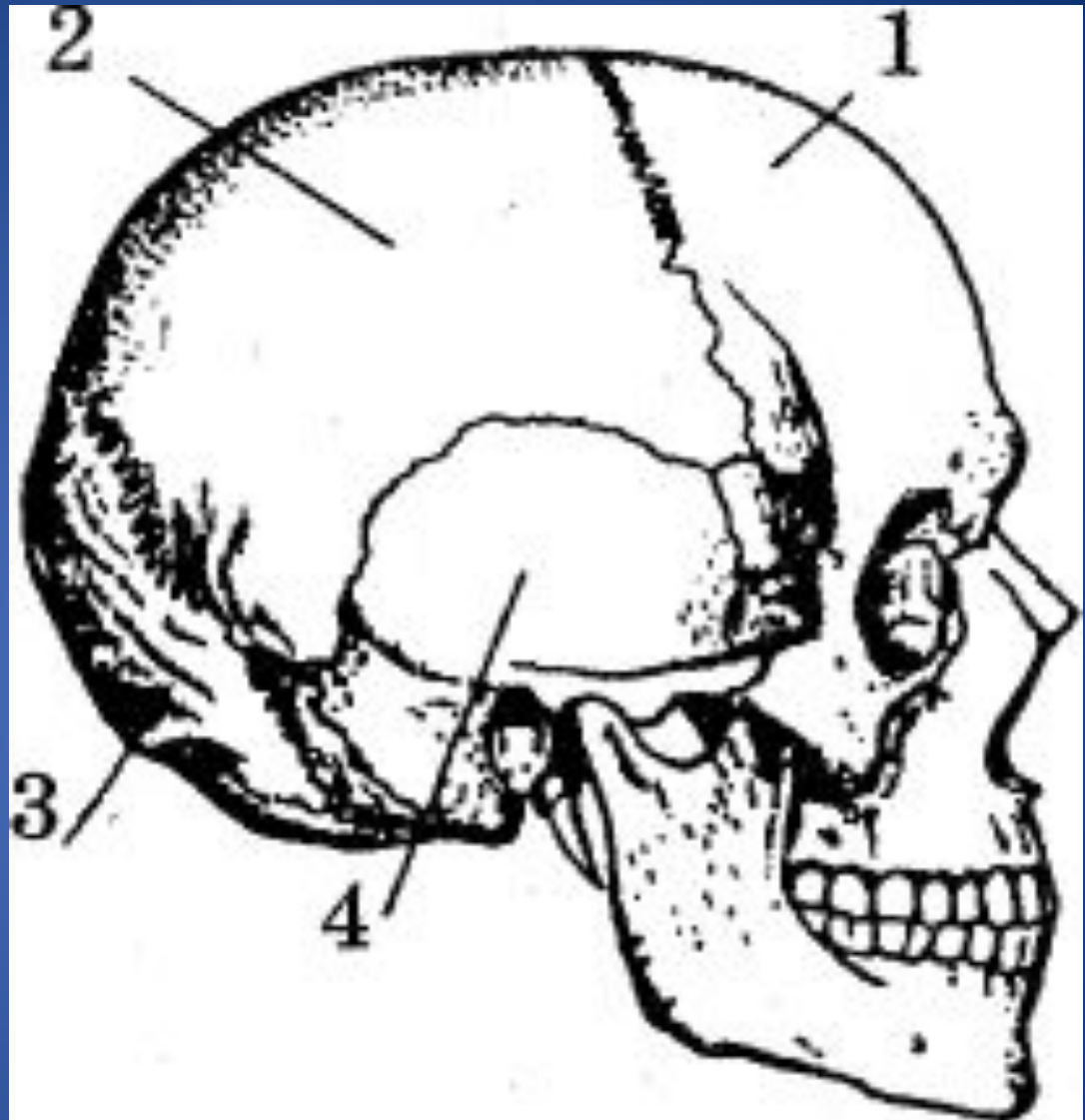


Skull has two departments:

- back skull
- facial skull

Skull bones:

- 1) Frontal
- 2) Parietal
- 3) Occipital
- 4) Temporal

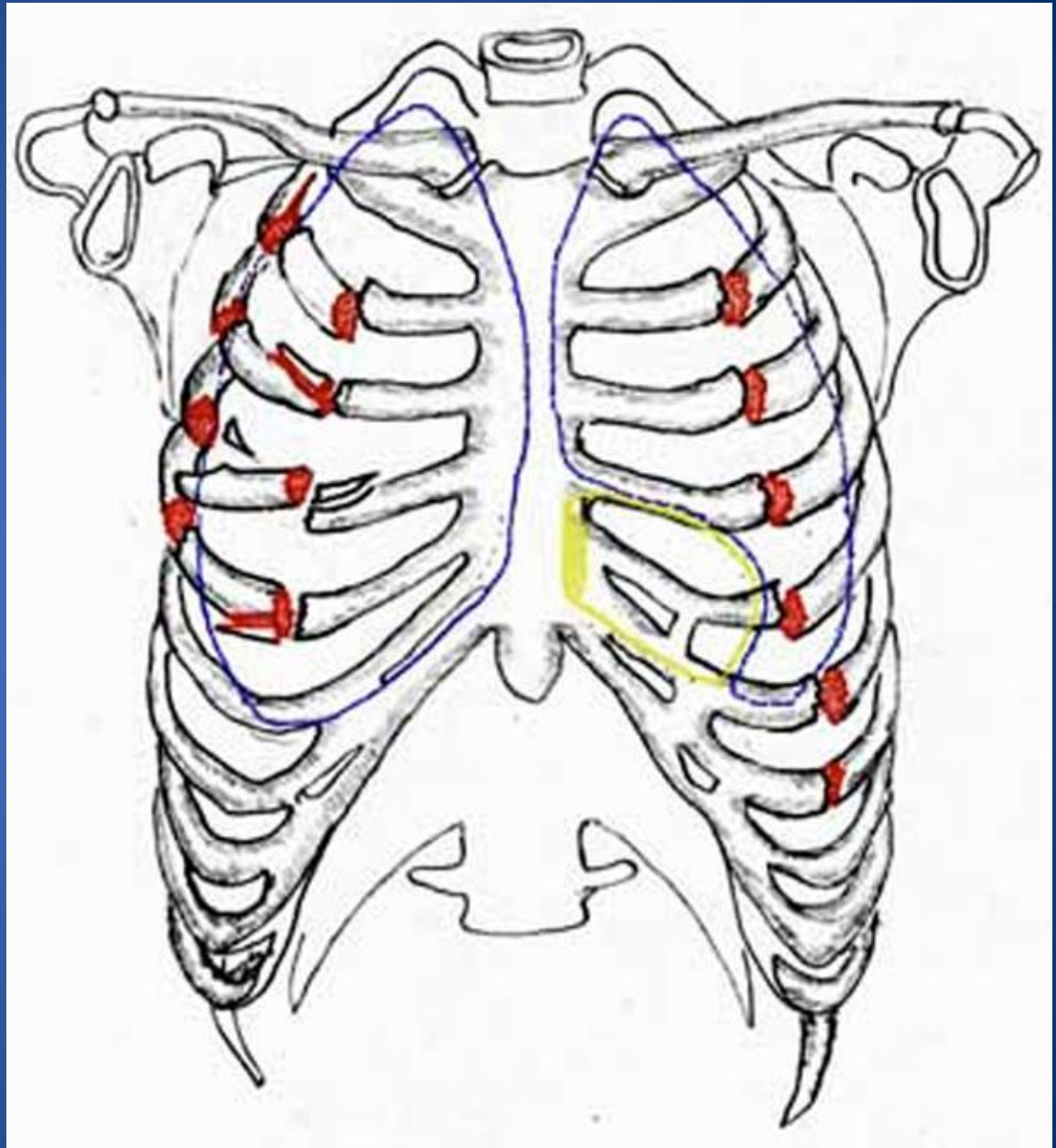


Thorax is supported by the spine.

It is composed of 12 thoracic vertebrae, the breastbone, and 12 pairs of ribs.

The breastbone is a long bone in the middle of the chest.

Each rib consists of a head, neck and body.



Upper limbs are formed by:

- Clavicle
- Scapula
- Ulna bone
- Radius bone
- Phalanges



Lower limbs are composed of:

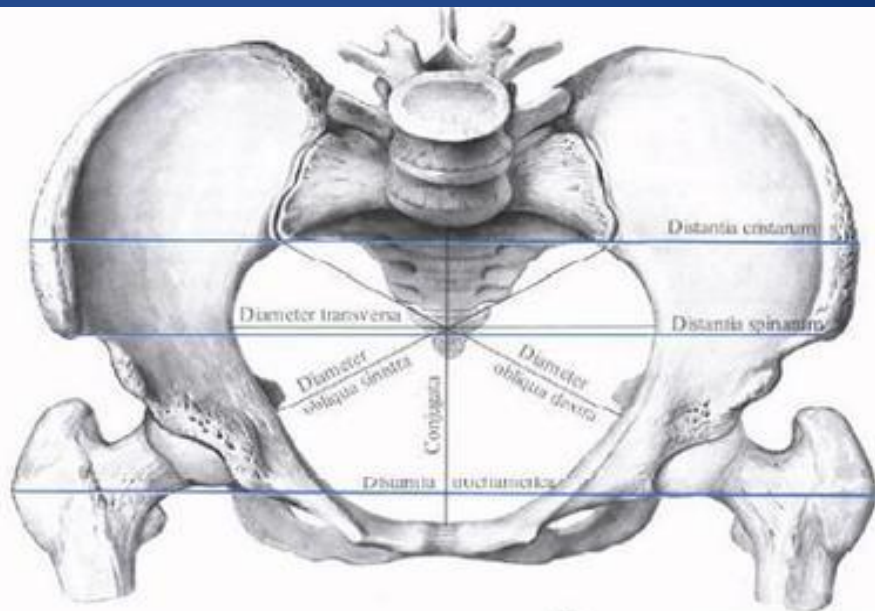
- Femur
- Fibula
- Tibia
- Phalanges



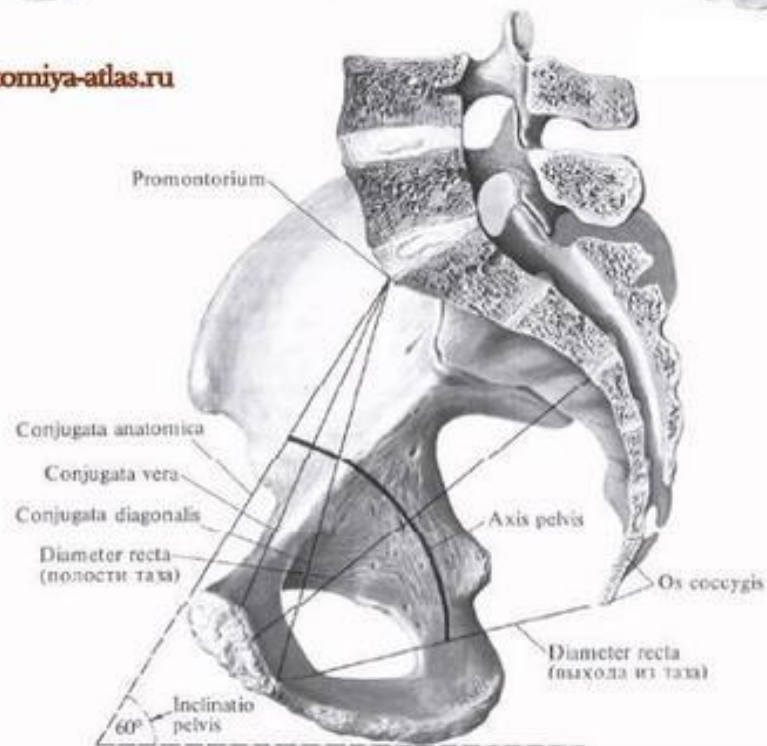
Pelvis connects lower limbs with the trunk.

Bones of the trunk are connected together by joints, cartilages and ligaments.

The bones consist of organic and inorganic substance.



anatomy-atlas.ru



Latin Terminology versus English Terminology

- | | |
|----------------------|-----------|
| • sceletum /skeleton | skeleton |
| • thorax | thorax |
| • cervicalis | cervical |
| • thoracalis | thoracic |
| • sacralis | sacral |
| • coccyx | coccyx |
| • frontalis | frontal |
| • temporalis | temporal |
| • occipitalis | occipital |
| • parietalis | parietal |

Literature:

1. Козырева Л.Г. , Шадская Т.В. Английский язык для медицинских колледжей и училищ. Учебное пособие- Ростов Н. Д. изд-во «Феникс» 2002
2. Мюллер В.К., Дашевская В.Л., Каплан В.А. Новый англо-русский словарь.- 8-е издание.- М: Рус.яз.,2011.- 880с.
3. Сапин М. Р. Анатомия человека:
Учебное для студентов высшего учебного заведения: В 2 кн.,
2003.
М: ООО Издательство « Мир и образование»
4. Тылкина С.А. Темчина Н.А. Пособие по английскому языку для медицинских училищ М:АНМИ. 1998.

THANKS FOR ATTENTION.