

I HAVE, WHO HAS?

MONSTER SIGHT WORDS



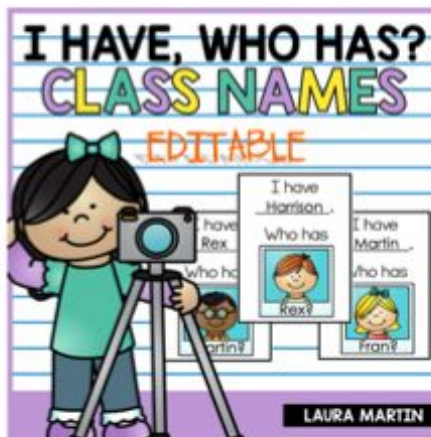


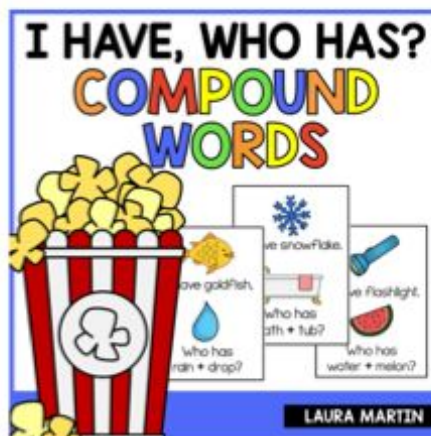
THANK YOU!



Thank you so much for downloading my product. I hope you love it as much as my kiddos and I do! I would love you to visit my blog!

You may enjoy the following resources!

♥ *laura*



©Laura Martin. All Rights Reserved Single classroom use only.

This document may not be duplicated, distributed, or re-published in any format without written permission from the author/owner.

Common Core State Standards © Copyright 2010. National Governors Association Center for Best Practices and Council of Chief State School Officers. All rights reserved.

TEACHER INFO

I HAVE, WHO HAS MONSTER SIGHT WORDS

I Have, Who Has-Sight Words includes 24 word cards containing 23 beginning sight words plus 11 editable cards. The game is offered in color and blackline. The following words are included:

a	here
and	I
at	in
can	is
for	it
go	like

look	the
me	to
my	up
no	yes
on	you
see	

Common Core State Standards

CCSS 1.RFS.3 Know and apply grade-level phonics and word analysis skills in decoding words.
CCSS 2.RFS.3 Know and apply grade-level phonics and word analysis skills in decoding words.

LAURA MARTIN©



I HAVE, WHO HAS MONSTER SIGHT WORDS

- 1 Print, laminate, and cut out the cards.
- 2 When ready to play, distribute one card to each child. If you have less than 24 students, you may want to give a few students more than one card or include yourself in distribution.
- 3 Play begins when the student with the first card reads his card. Students must listen for the first word/picture on their cards.
- 4 When a student hears his word/picture read, he then reads his card. Play continues until the last card is read.

DIRECTIONS TO EDIT:

If you would like to add words to this set, edit the cards beginning on page 11. Do not use the first "look" card. Use the second "look" card. Insert a text box with the word you would like to add. Continue inserting words until you have the words you need. Use the last card on page 12 for your last game card. You can duplicate pages 10-12 to add more cards. Font: KG Neatly Printed-Words are bolded. Free for personal use. Available on TpT.


My students like to exchange cards with friends and play the game 2 to 3 times.

LAURA MARTIN©



I have the
first card.

Who has
the ?



I have
the.

Who has
to ?



I have
to.

Who has
and ?



I have
and.

Who has
is ?

I have

is.

Who has

my ?




I have

my.

Who has

you ?



I have

you.

Who has

a ?




I have

a.


Who has

it ?





I have
it.
Who has
me ?



I have
me.
Who has
for ?



I have
for.
Who has
here ?



I have
here.
Who has
I ?

I have

I.

Who has

be ?



I have

be.

Who has

in ?



I have

in.

Who has

can ?




I have

can.

Who has

at ?






I have

at.

Who has

no ?



I have

no.

Who has

see ?



I have

see.

Who has

up ?



I have

up.

Who has

like ?

I have

like.

Who has

go ?




I have

go.

Who has

yes ?



I have

yes.

Who has

on ?




I have

on.

Who has

look ?




If you would like to edit, begin with this card.



I have
look.

We have ALL
the cards.



I have
look.

Who has
type here



I have
type here

Who has
type here




I have
type here

Who has
type here



I have
type here
Who has
type here



I have
type here
Who has
type here



I have
type here
Who has
type here



I have
type here
Who has
type here


I have
type here

Who has
type here



I have
type here

Who has
type here



I have
type here

Who has
type here



I have
type here

We have ALL
the cards.



TERMS OF USE



♥ *laura*

This product is the intellectual property of Laura Martin. By downloading this product, you are agreeing to the terms of use listed below. Thank you for your cooperation.

PLEASE DO:

- Use this resource with students in your classroom or homeschool.
- Post for student use on a **PASSWORD-SECURED** website such as Google Classroom, Canvas, Schoology, etc.
- Purchase additional licenses at 10% off for other teachers who would like to use this resource.
- Leave a review for this resource.
- Reference this product with credit to me in blog posts, workshops, etc.

PLEASE DO NOT:

- Share this resource with other teachers who are not in your classroom.
- Upload to a school server or share in any way on a public forum.
- Post any part of this resource online for sale or free.

©Laura Martin. All Rights Reserved Single classroom use only. This document may not be duplicated, distributed, or re-published in any format without written permission from the author/owner.

Common Core State Standards © Copyright 2010. National Governors Association Center for Best Practices and Council of Chief State School Officers. All rights reserved.

CREDITS!



I use graphics from the following talented artists!

