

Анимированный плакат

Письменные буквы русского алфавита



Чулихина Е.А.

учитель начальных классов

МОУ «Малодубенская СОШ»

Орехово-Зуевского района Московской области

e.a@mail.ru



Аа Аа	Бб Бб	Вв Вв	Гг Гг	Дд Дд
Ее Ее	Ёё Ёё	Жж Жж	Зз Зз	Ии Ии
Йй Йй	Кк Кк	Лл Лл	Мм Мм	Нн Нн
Оо Оо	Пп Пп	Рр Рр	Сс Сс	Тт Тт
Уу Уу	Фф Фф	Хх Хх	Цц Цц	Чч Чч
Шш Шш	Щщ Щщ	Ъъ Ъъ	Ыы Ыы	Ьь Ьь
Ээ Ээ	Юю Юю	Яя Яя		

A a

A a



a





Б б

Б

б








B B

B

b

b





6



B






T t



2





Дд




Dd



g





E e


E

e



e





E e


Ë

ë



e





Ж ж

Ж

ж



2K

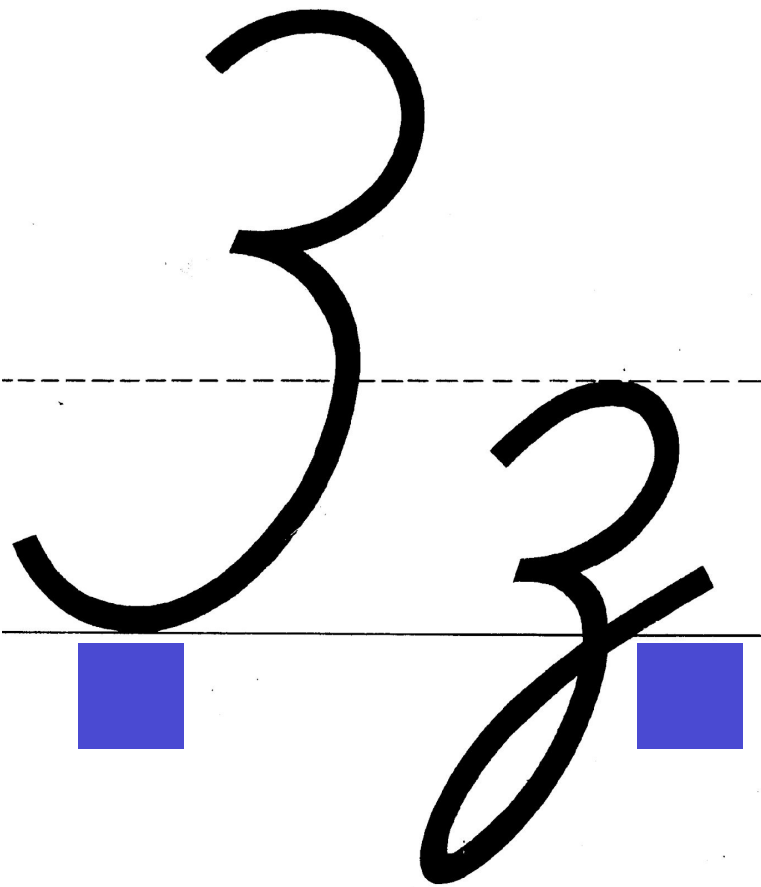




A large, thick black cursive letter 'K' is drawn on a set of four horizontal lines. The letter starts with a red starburst icon on the second line from the top. The first stroke curves down to the bottom line, then curves back up to cross the second line. The second stroke is a vertical line starting from the top line and ending at the bottom line. The third stroke starts from the top line, curves down to cross the second line, then curves back up to cross the top line.



3 3



3



3



И И

И И

и и





u



21





Handwriting practice lines with a cursive letter 'u' and a pen nib.



A large, thick, black cursive letter 'u' written on the handwriting lines.



Kk


Kk



Handwritten cursive letter 'k' with two red starburst markers indicating stroke direction.



Handwritten cursive letter 'K' on a four-line grid. Two red starburst markers indicate the starting points of the strokes: one at the top of the vertical stem and another at the junction where the stem meets the loop.



Л л

Л

л



Handwritten letter 'k' on a four-line grid. A red starburst icon is positioned at the starting point of the letter on the bottom line.



Handwritten cursive letter 'A' on a four-line grid. A red starburst icon is at the starting point of the letter on the bottom line.



M M

M M m m



π



Handwritten cursive letters 'M' and 'A' on a four-line grid. A red starburst marks the starting point of the 'M' at the bottom left line.



Н Н

Н

Н



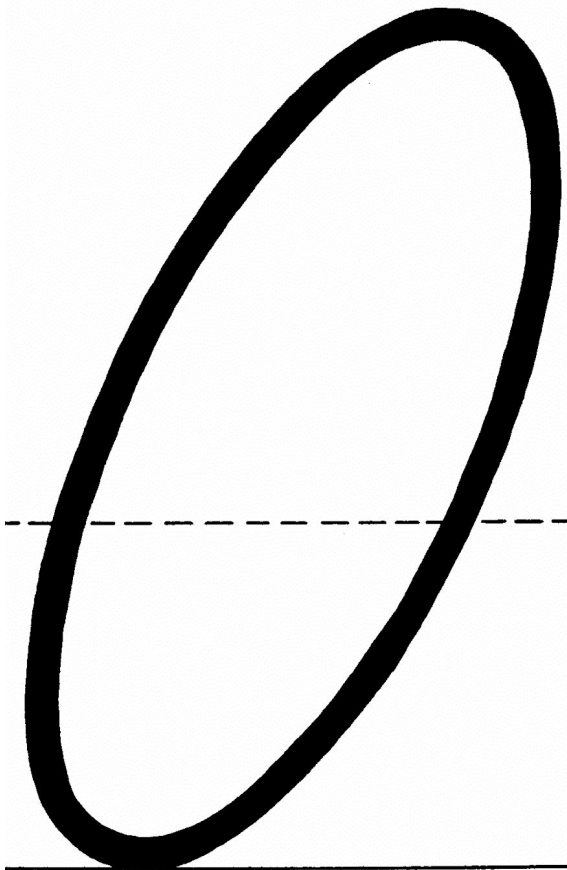



Handwritten letter 'H' on a four-line grid. A red starburst is placed at the top of the left vertical stroke, indicating the starting point for writing.



H

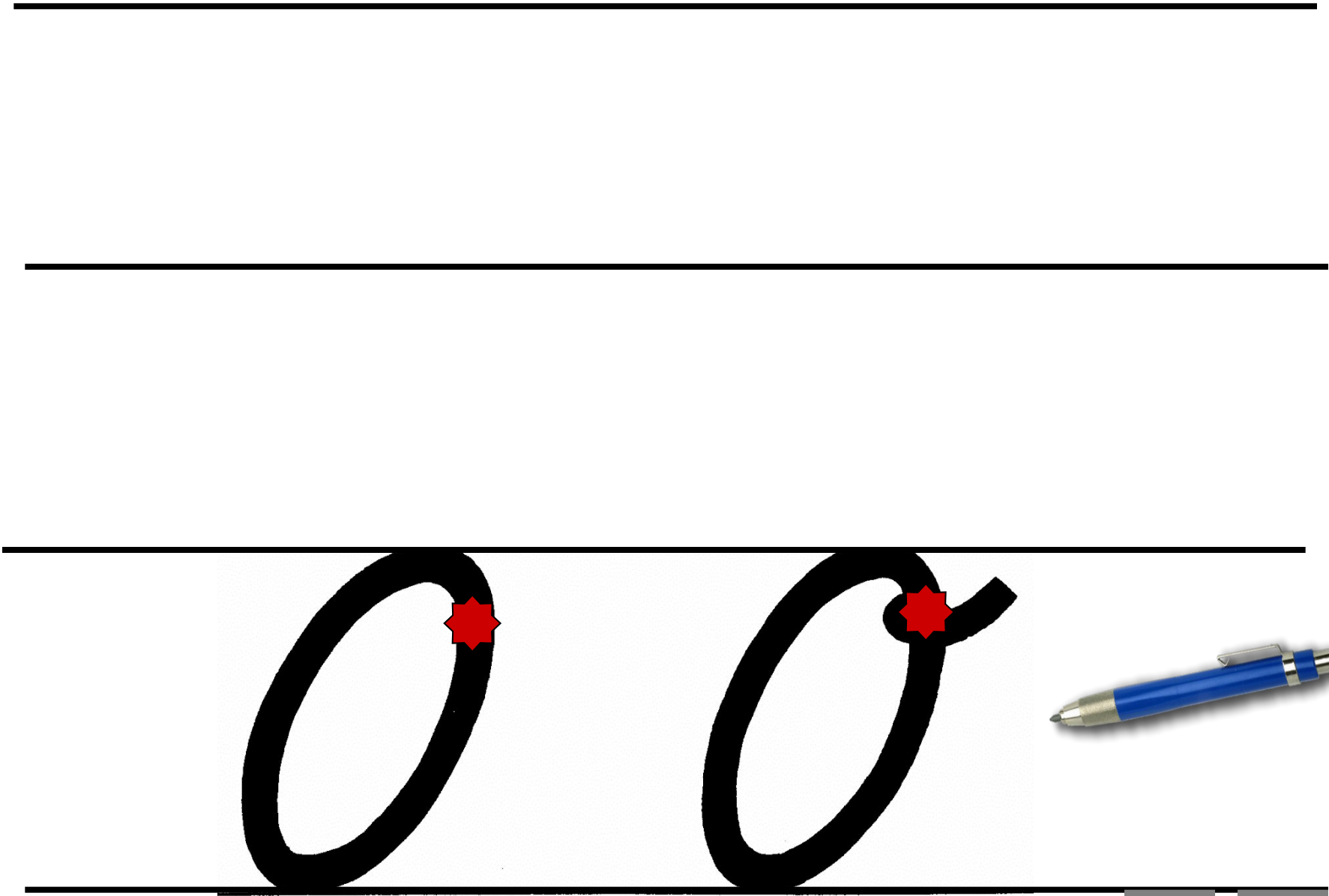




0

o









H h



12



Handwritten cursive letter 'N' on a four-line grid. The letter is drawn with a thick black stroke. Three red star-shaped markers are placed at the top of the letter: one at the start of the top curve, one at the top of the first vertical stroke, and one at the top of the second vertical stroke.



Pp





F



Cc

Cc



C



É



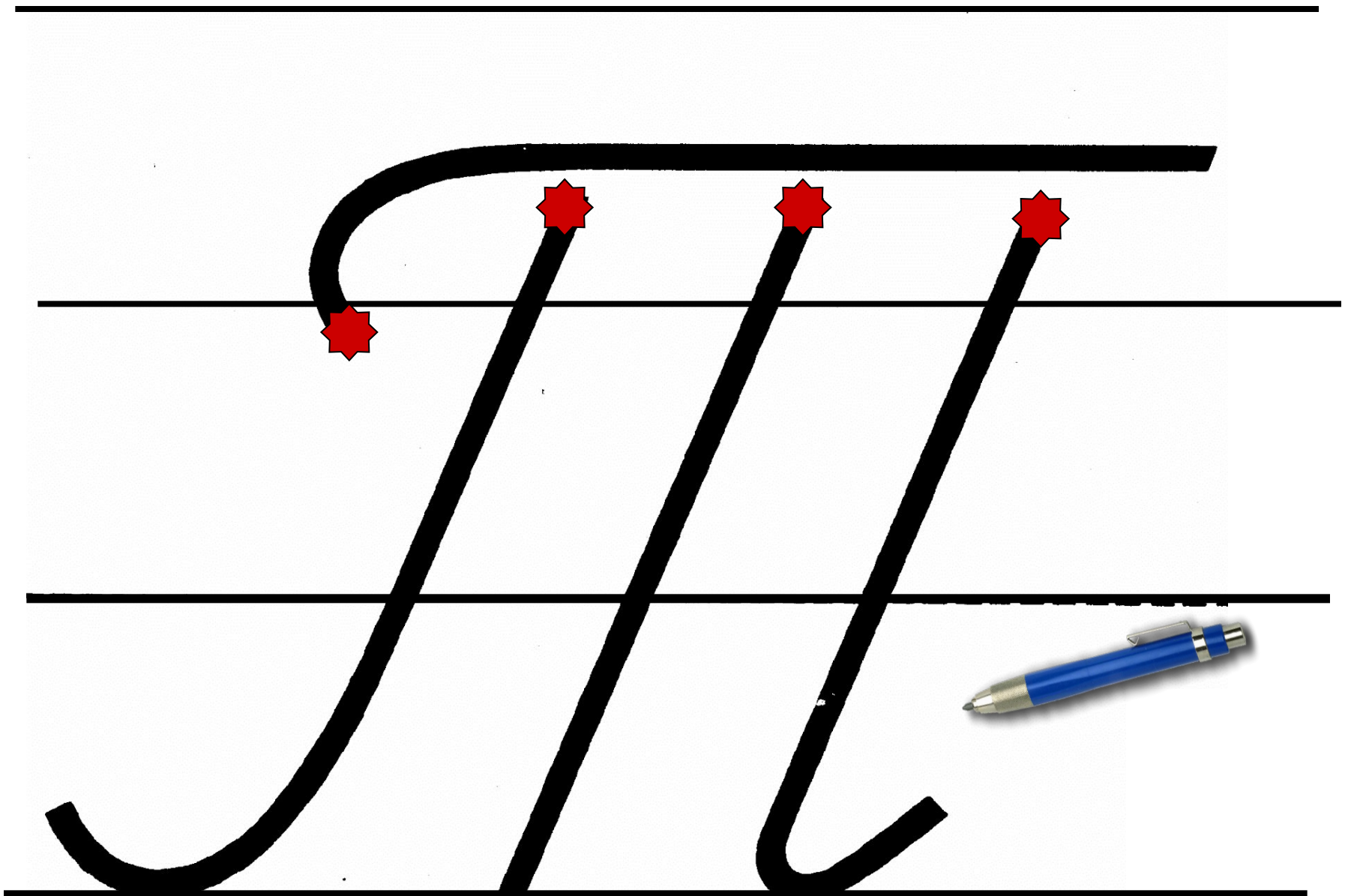
T t

T t



Handwritten cursive letter 'm' on a four-line grid. A red starburst icon is placed at the top of the first vertical stroke, indicating the starting point for writing.





yy

y y




y



g



Ф ф





g



X x

X




x



x





Ц ц

Ц ц

Ц ц



Uy



Handwritten cursive letter 'y' on a set of five horizontal lines. A red starburst icon is placed at the top of the letter's stem to indicate the starting point of the stroke.



44

4

4




7



Handwritten cursive letter 'y' on a four-line grid. A red starburst marks the starting point of the stroke at the top line.





W

w



Handwritten cursive letters 'm' and 'n' on a four-line grid. A red starburst is placed at the top of the first 'm' stroke.



21





Щ щ

Щ щ



u y



W



b

b



7



Ы I

Ы I



64





6



6



Э э

Э э





3



Ю ю

Ю

Ю Ю



HO



10



10



Я Я

Я


я



g



g



Используемые материалы:

1. Голованов Ф.Г. *Демонстрационные карточки печатных и письменных букв*. М., Просвещение, 1971 г.
2. <http://www.lenagold.ru/fon/clipart/k/kar/karanda16.png> (картинка с изображением ручки)
3. www.it-n.ru/communities.aspx?cat_no=5025&lib_no=23224&tmpl=lib (шаблон с изображением школьной доски)



Завершить показ