


# Анимированный плакат

## Письменные буквы русского алфавита



|              |              |              |   |   |
|--------------|--------------|--------------|---|---|
| Аа <b>Аа</b> | Бб <b>Бб</b> | Вв <b>Вв</b> | Гг <b>Гг</b>  | Дд <b>Дд</b>  |
| Ее <b>Ее</b> | Ёё <b>Ёё</b> | Жж <b>Жж</b> | Зз <b>Зз</b>  | Ии <b>Ии</b>  |
| Йй <b>Йй</b> | Кк <b>Кк</b> | Лл <b>Лл</b> | Мм <b>Мм</b>  | Нн <b>Нн</b>  |
| Оо <b>Оо</b> | Пп <b>Пп</b> | Рр <b>Рр</b> | Сс <b>Сс</b>  | Тт <b>Тт</b>  |
| Уу <b>Уу</b> | Фф <b>Фф</b> | Хх <b>Хх</b> | Цц <b>Цц</b>  | Чч <b>Чч</b>  |
| Шш <b>Шш</b> | Щщ <b>Щщ</b> | Ъъ <b>Ъъ</b> | Ыы <b>Ыы</b>  | Ьь <b>Ьь</b>  |
| Ээ <b>Ээ</b> | Юю <b>Юю</b> | Яя <b>Яя</b> |  |  |

A a


A a



a





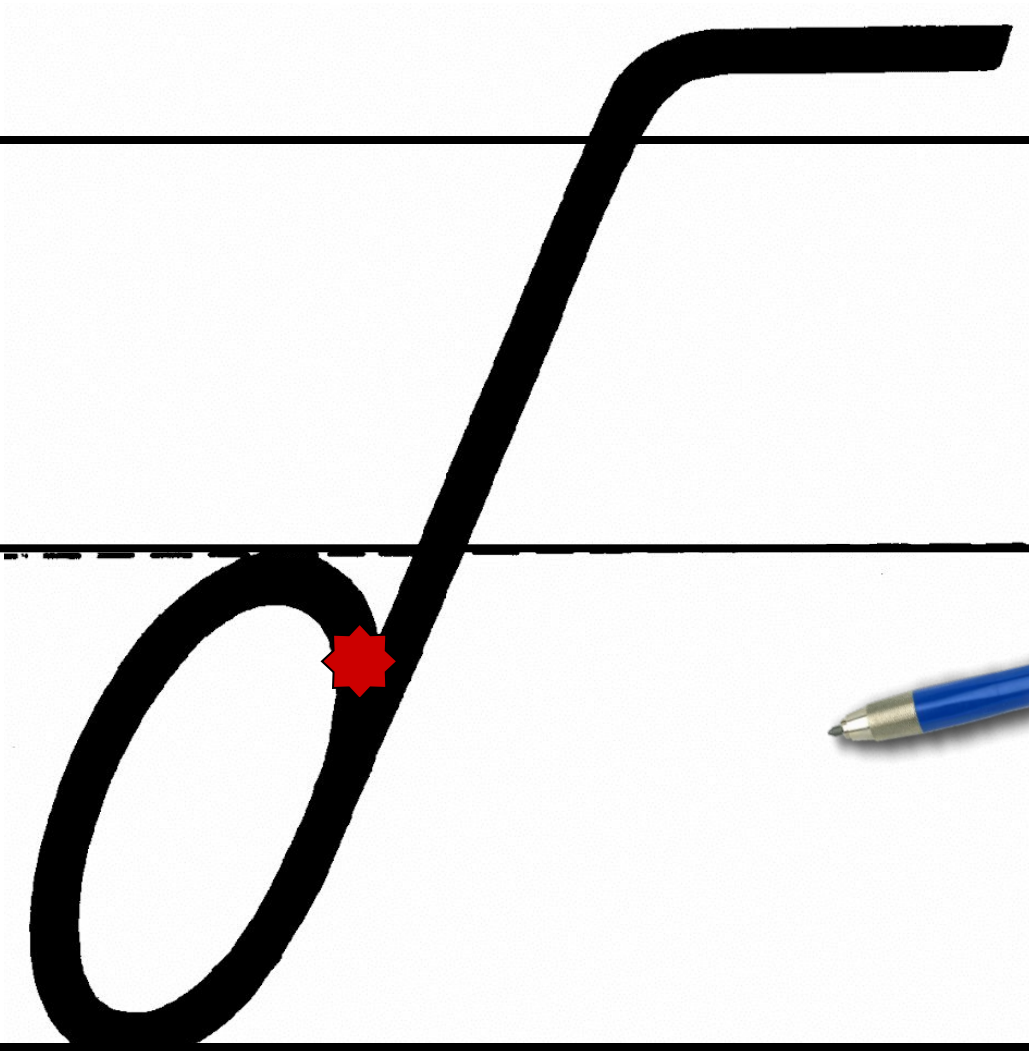



Б б

Б

б






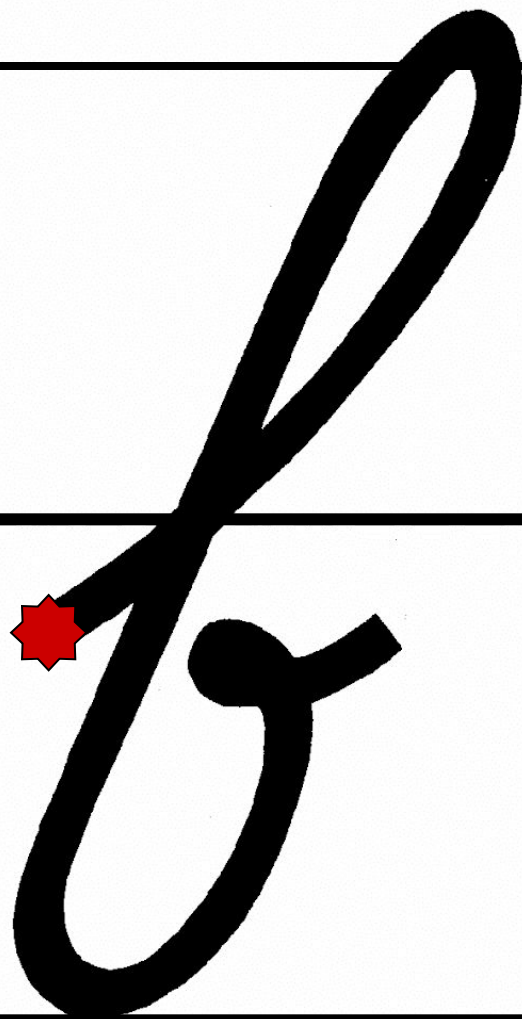


**B B**

B b b





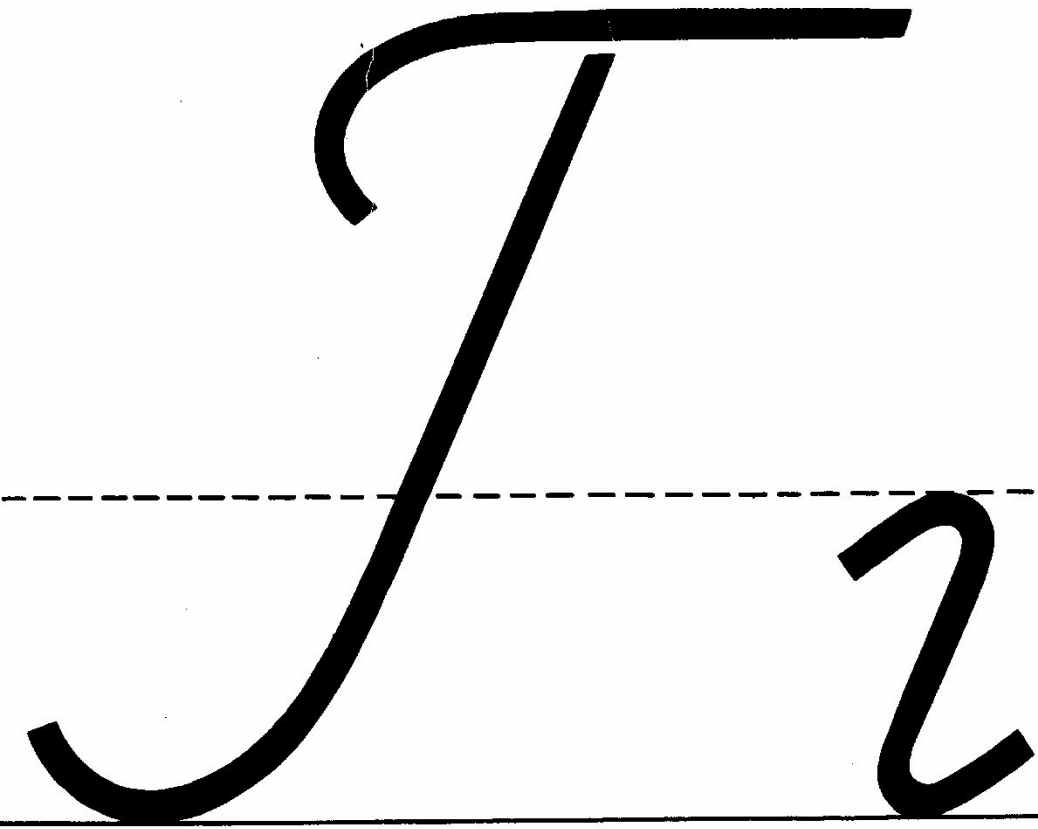





B








2





Дд




Dd



g





E e

E

e




e





É



E e

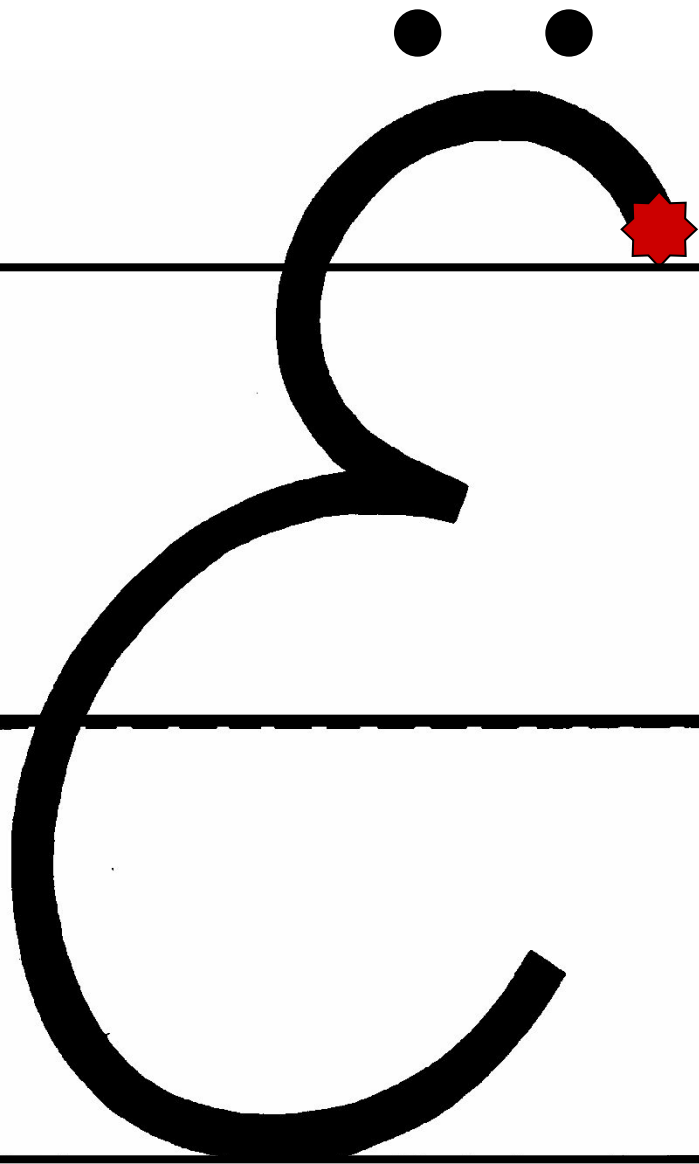
Ë

ë



e





Ж ж

Ж


ж




---

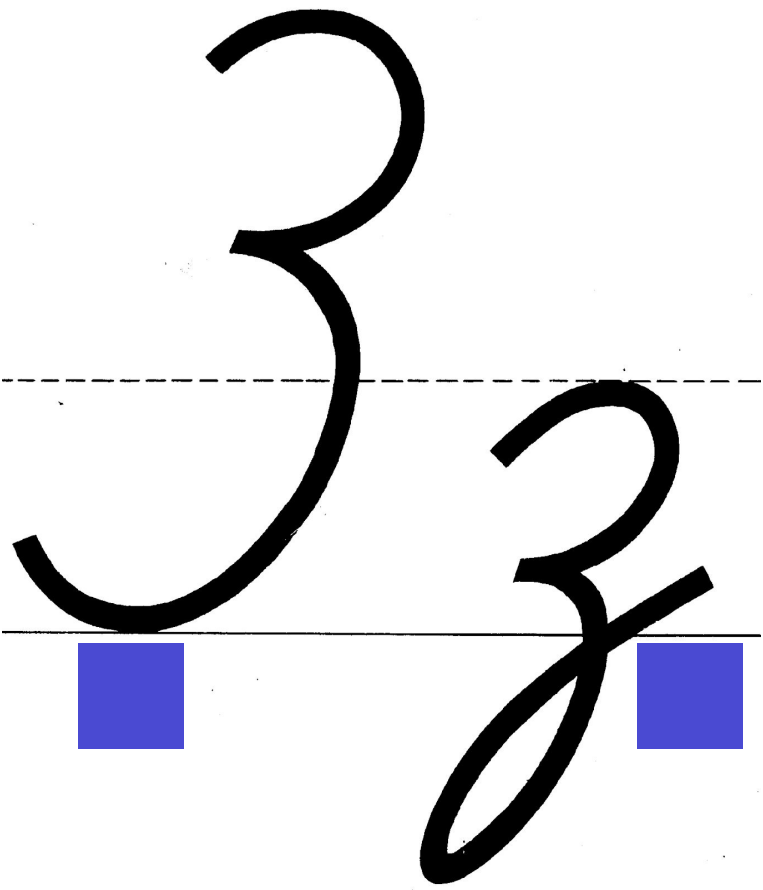
---

2K





3 3





---

---

3

---

---



3



И И

И И

и и





u



2





Handwriting practice lines with a cursive letter 'u' and a red starburst indicating the starting point.



Kk

Kk






Handwritten cursive letter 'k' with two red starburst markers indicating stroke direction.



Handwritten cursive letter 'k' on a four-line grid. Two red starburst markers indicate the starting points of the strokes: one at the top of the vertical stem and another at the junction where the stem meets the loop.




Лл

Л

л





Handwritten cursive letter 'A' on a four-line grid. A red starburst marks the starting point at the bottom left of the letter.



M M

M M m m



---


---

---

π



Handwritten cursive letters 'M' and 'A' on a four-line grid. A red starburst marks the starting point of the 'M' at the bottom left line.





Н Н

Н

Н



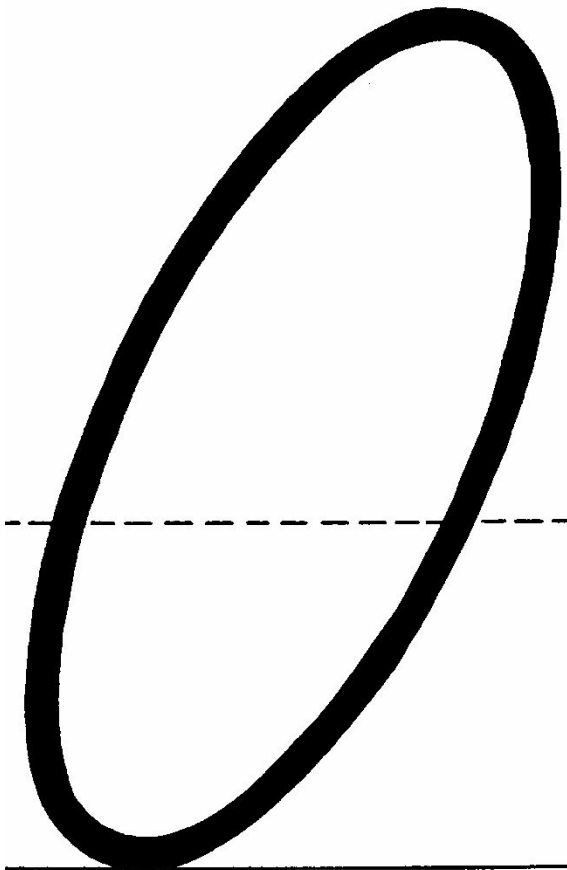



Handwritten letter 'R' on a four-line grid. A red starburst is placed at the top of the vertical stroke, indicating the starting point for writing.



H







---

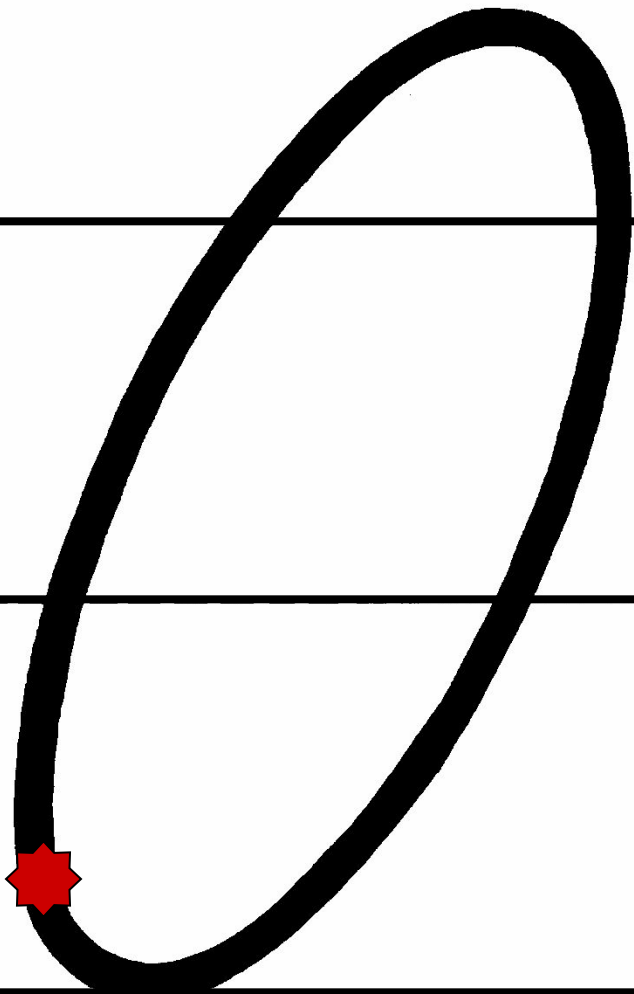
---

0

o









ח ח






12



Handwritten cursive letter 'N' on a four-line grid. The letter is black and features three red star-shaped markers at the top of the left curve, the top of the first vertical stroke, and the top of the second vertical stroke.



Pp





*F*



Cc

C


c



C



£





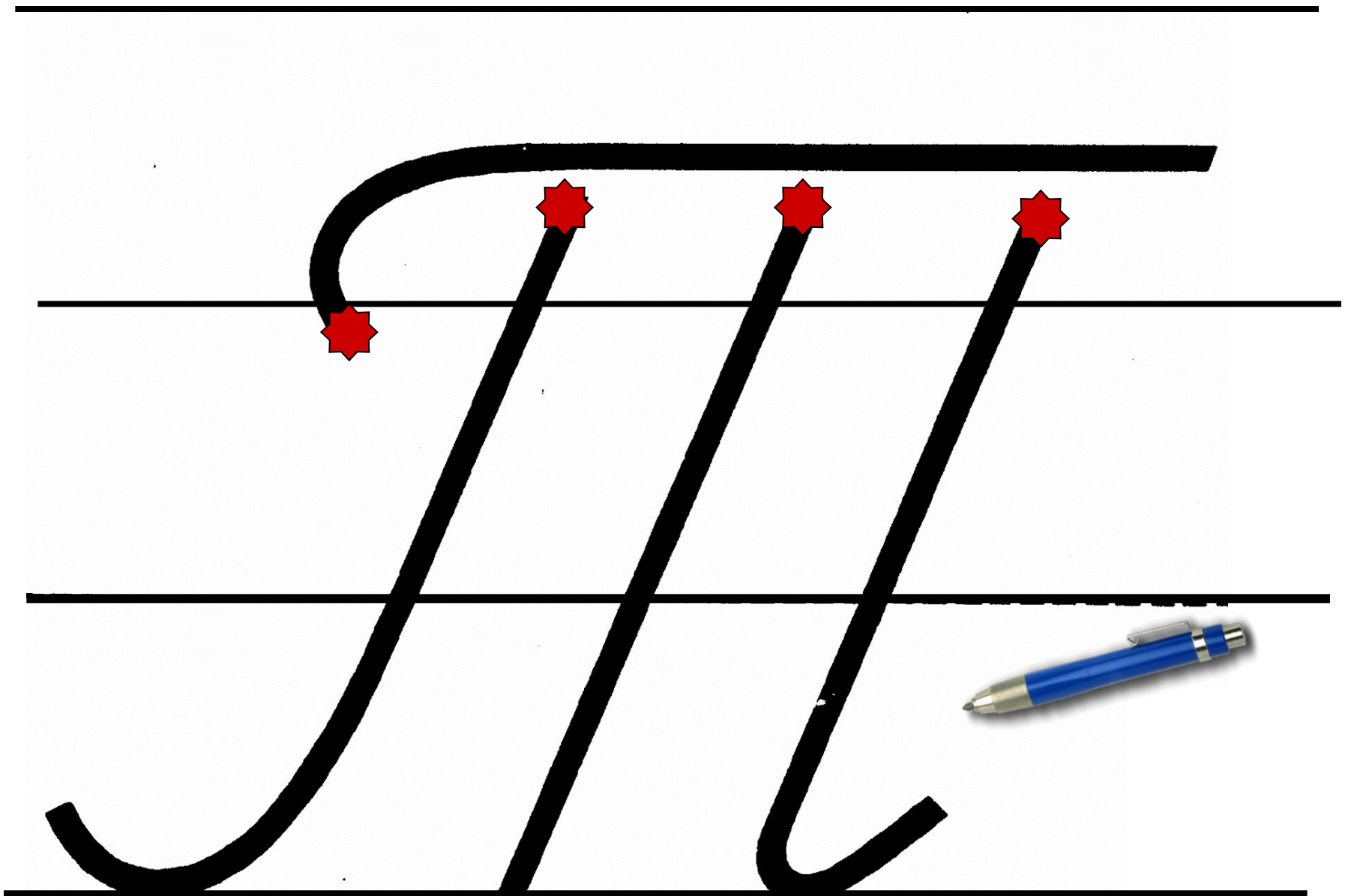
T t

T t



Handwritten cursive letter 'm' on a four-line grid. A red starburst icon is placed at the top of the first vertical stroke, indicating the starting point for writing.





yy

y y



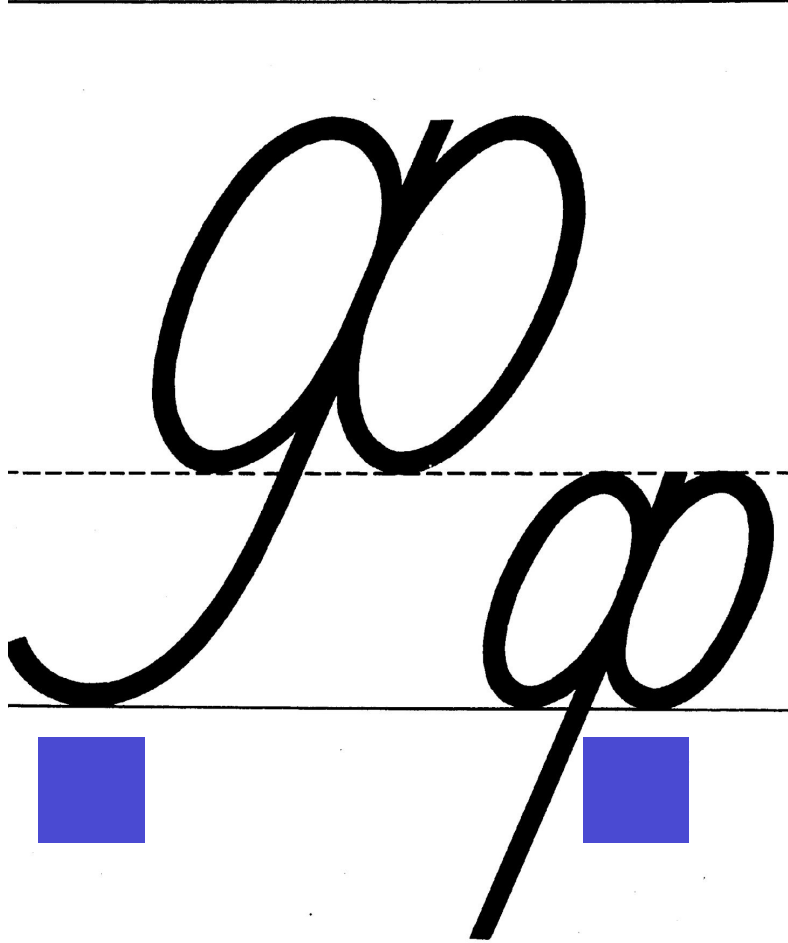
y



g




Ф ф







g



X x

X



x




---

---

---

x






Ц ц

Ц ц

Ц ц



Uy



Handwritten cursive letters 'D' and 'y' on a set of five horizontal lines. A red starburst icon is placed at the top of the 'D' to indicate the starting point of the stroke.



44

4

4








2



2








21





Щ щ


Щ щ





u y




W









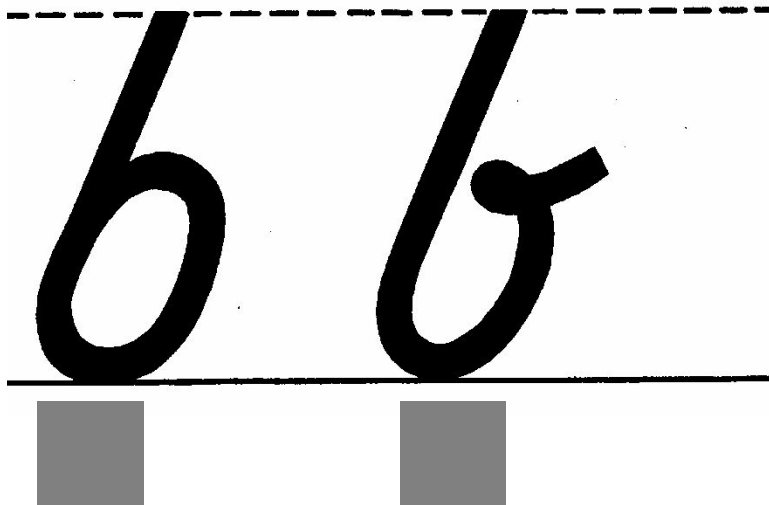

Ы I

Ы I



64





6



6




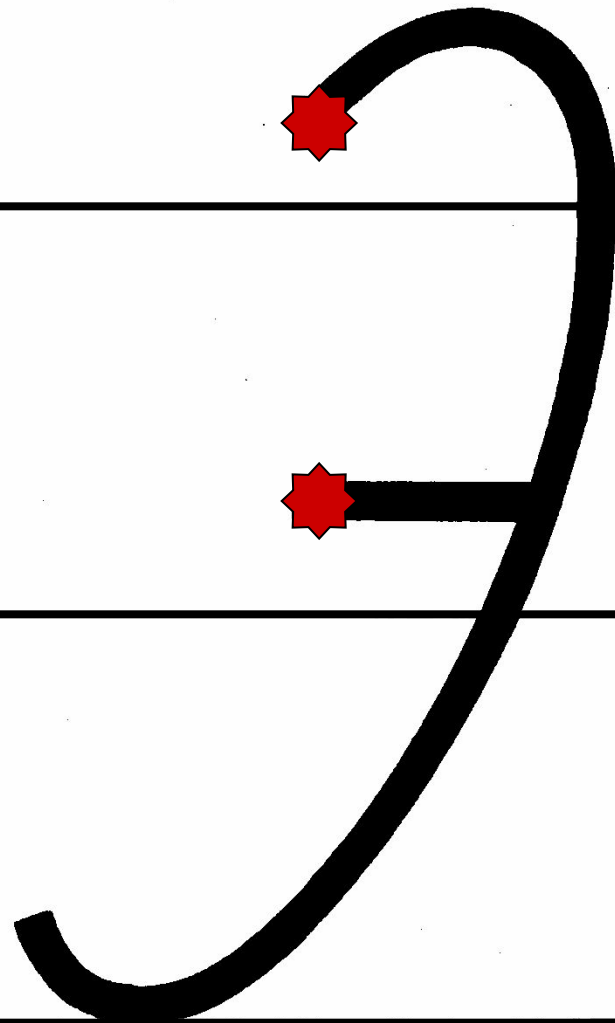
Э э

Э э










Ю ю

Ю

Ю Ю



HO



10



10




Я я

Я

я




g





g



# Используемые материалы:

1. Голованов Ф.Г. *Демонстрационные карточки печатных и письменных букв*. М., Просвещение, 1971 г.
2. <http://www.lenagold.ru/fon/clipart/k/kar/karanda16.png> (картинка с изображением ручки)
3. [www.it-n.ru/communities.aspx?cat\\_no=5025&lib\\_no=23224&tmpl=lib](http://www.it-n.ru/communities.aspx?cat_no=5025&lib_no=23224&tmpl=lib) (шаблон с изображением школьной доски)



**Завершить показ**