

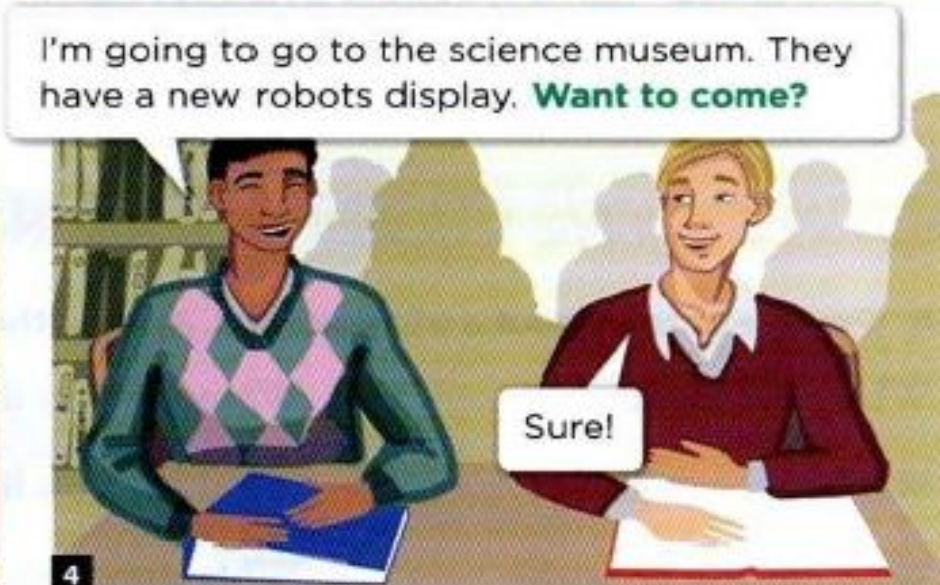


My name is captain David. I need to restore control of the ship. To do this, you need to follow the instructions on the monitor screens. You are my last hope. Good luck.







CD2 44 A Listen. Who is going to watch the tennis finals? What are Reid and Alan planning to do together?



PAIR WORK Jill and Eric are talking about the past weekend. Jill went on a weekend trip.
What city do you think she visited?



Watch the video. In what order did Jill visit the places in the Preview section?
Number the pictures from 1 to 3.


B Watch the video again. Listen for the past tense forms of these verbs.
Circle the ones you hear.

be	decide	live	see	hope
get	start	change	go	move
take	clean	have	play	escape

1 | Vocabulary

A Look at these activities. Check (✓) the things you are going to do this weekend.

_____ prepare for a test _____ stay up late _____ go to the mall _____ go out of town
_____ watch sports _____ go to a park _____ visit relatives _____ go to a museum

 **B PAIR WORK** Guess what your partner is going to do this weekend. Use the activities above.

Example:


A: I think you are going to prepare for a test this weekend.

B: That's right. I think you aren't going out of town.

3 | Language Booster

A Notice the different ways we ask about and describe future plans.

Asking about future plans	Describing future plans
<p>What are your plans</p> <p>What are you doing this weekend?</p> <p>What are you going to do</p> <p>Are you doing anything fun tonight?</p>	<p>I'm watching sports.</p> <p>I'm planning to watch sports.</p> <p>I'm going to watch sports.</p> <p>I'm not sure.</p> <p>I don't have any plans.</p> <p>No, not really.</p>

 **B PAIR WORK** Take turns asking about and describing future plans. Use the ideas below.

after class tonight tomorrow afternoon tomorrow night

3 | Language Booster


A Notice how we talk about past events.

Talking about past events

I had a great weekend.
The weekend was OK.
It was just so-so.

I worked all day on Saturday.
On Sunday, I met some friends.
We went to the mall and had lunch.
After that, we saw a movie.
I stayed home and studied for today's test.

I didn't go shopping.
I didn't do anything
special last weekend.

 **B PAIR WORK** Take turns talking about the past weekend.



29

I had a great weekend.

A Student A: Talk about what you did last Saturday and Sunday.
Tell Student B two things you did and didn't do.

Student B: Listen to Student A. Then say if you think he or
she had a great, OK, so-so, or terrible weekend.

B Now change roles.

I can talk about past events.


☐ Very well

☐ I need more practice.

3 | Language Booster

A Notice the different ways we talk about past events.

Asking about past events	Responding
Did you finish the homework?	Yes, I did. No, I didn't.
Were you home last night?	Yes, I was. No, I wasn't.
What did you do last night?	I went to a movie.

 **B PAIR WORK** Take turns asking and answering the questions below.

Did you watch TV yesterday? Where did you go after your last English class?



30

What time did you call?

A Student A: Tell Student B something you did recently.

Student B: Show interest in what Student A says.

Ask at least five follow-up questions.

B Now change roles.

I can ask about past events.

☐ Very well

☐ I need more practice.

3 | Language Booster

A Notice the different ways we introduce and react to news.

Introducing news	Reacting to news
<p>You won't believe this. You won't believe what happened. You'll never guess what happened. Listen to this.</p> <p>I saw a shark.</p>	<p>That's fantastic! How amazing! Incredible!</p>

B PAIR WORK Complete these sentences. Take turns introducing, giving, and reacting to news.

I saw _____ on the street this morning. I bought _____ at the mall last week.

I broke my _____ last night. I lost my _____ on vacation.

31 You won't believe this!

A Student A: Think about something interesting you did.
Tell Student B about it. Be sure to introduce
the news.

Student B: React to Student A's news. Ask for
more information.

B Now change roles.

I can introduce news.

☐ Very well ☐ I need more practice.

I can react to news.

☐ Very well ☐ I need more practice.

See Language Booster page 77.



3 | Language Booster

A Notice the different ways we ask about and describe future plans.

Asking about future plans	Describing future plans
<p>What are your plans</p> <p>What are you doing this weekend?</p> <p>What are you going to do</p> <p>Are you doing anything fun tonight?</p>	<p>I'm watching sports.</p> <p>I'm planning to watch sports.</p> <p>I'm going to watch sports.</p> <p>I'm not sure.</p> <p>I don't have any plans.</p> <p>No, not really.</p>

 **B PAIR WORK** Take turns asking about and describing future plans. Use the ideas below.

after class

tonight

tomorrow afternoon

tomorrow night

32 What are your plans?

A Student A: Ask Student B about his or her weekend plans.

Ask follow-up questions.

Student B: Answer Student A's questions.

B Now change roles.

I can ask about future plans.

☐ Very well

☐ I need more practice.

I can describe future plans.

☐ Very well

☐ I need more practice.

See Language Booster page 79.

