

СМИИ
ШКОЛЕ

2022

ЕГЭ

ЕДИНЫЙ ГОСУДАРСТВЕННЫЙ ЭКЗАМЕН

АНГЛИЙСКИЙ ЯЗЫК

ТИПОВЫЕ ЭКЗАМЕНАЦИОННЫЕ ВАРИАНТЫ


ПОД РЕДАКЦИЕЙ
М. В. ВЕРБИЦКОЙ

Устная часть

10
ОВАЯ МОДЕЛЬ КИМ ЕГЭ

1

Task 1. Imagine that you are preparing a project with your friend. You have found some interesting material for the presentation and you want to read this text to your friend. You have 1.5 minutes to read the text silently, then be ready to read it out aloud. You will not have more than 1.5 minutes to read it.



If you're not familiar with the Isle of Man, it's a green and pleasant island nation in the middle of the Irish Sea. At only about thirty miles long, it has an incredible choice of things to do and see — especially if you're a fan of beautiful landscapes. A day trip around the Island can have you take in diverse and stunning landscapes and fascinating historical sites. For such a calm and peaceful island, it has a long history of conquest, kings, and ancient peoples.

If you head all the way north, you'll get to the Point of Ayre. There you'll find a picturesque lighthouse on a long and open rocky beach.

It took us seven hours and eighty miles to do a full tour around the Isle of Man. A full and action-packed day that managed to get in all parts of the Island from the far north, right down to the south.

2

Task 2. Study the advertisement.

See the most beautiful tree with your own eyes.



You are considering visiting a flower park and now you'd like to get more information. In 1.5 minutes you are to ask 4 direct questions To find out about the following:

- 1) Opening hours;
- 2) The best time of the year to visit it;
- 3) Admission fee;
- 4) Group discounts.

You have 20 seconds to ask each question.

3


Task 3. You are going to give an interview. You have to answer five questions. Give full answers to the questions (2–3 sentences). Remember that you have 40 seconds to answer each question.



Task 4. Imagine that you are doing a project “**Life in the countryside**” together with your friend. You have found some illustrations and want to share the news. Leave a voice message to your friend. In 2.5 minutes be ready to tell the friend about the photos:

- give a brief description of the photos, justifying the choice of the photos for the project;
- say in what way the pictures are different, justifying the choice of the photos for the project;
- mention the advantages and disadvantages (1–2) of **living in such places**;
- express your opinion on the subject of the project — **what place of living for you is the best for you and why**

You will speak for not more than 3 minutes (2–3 sentences for every item of the plan, 12–15 sentences in total). You have to talk continuously.



1

Task 1. Imagine that you are preparing a project with your friend. You have found some interesting material for the presentation and you want to read this text to your friend. You have 1.5 minutes to read the text silently, then be ready to read it out aloud. You will not have more than 1.5 minutes to read it.

The first human carrying flight technology was the hot air balloon. While unmanned balloons have been around in some form for thousands of years, the first untethered flight with people on board was in 1782. The large balloon on top is called an 'envelope'. It holds hot air created by a heat source known as a burner. The burner creates an open flame by burning a mix of liquid propane and air. Hot air balloons are buoyant because the hot air inside the envelope has a lower density than the colder air outside. Passengers typically stand in a wicker basket beneath the envelope.

While most envelopes have a standard balloon shape, others are designed to look like animals, cartoon characters and other fun objects.

2

Task 2. Study the advertisement.

Whatever you need , there's a drone for it



You are considering buying a flying drone and now you'd like to get more information about it.

In 1.5 minutes you are to ask 4 direct questions

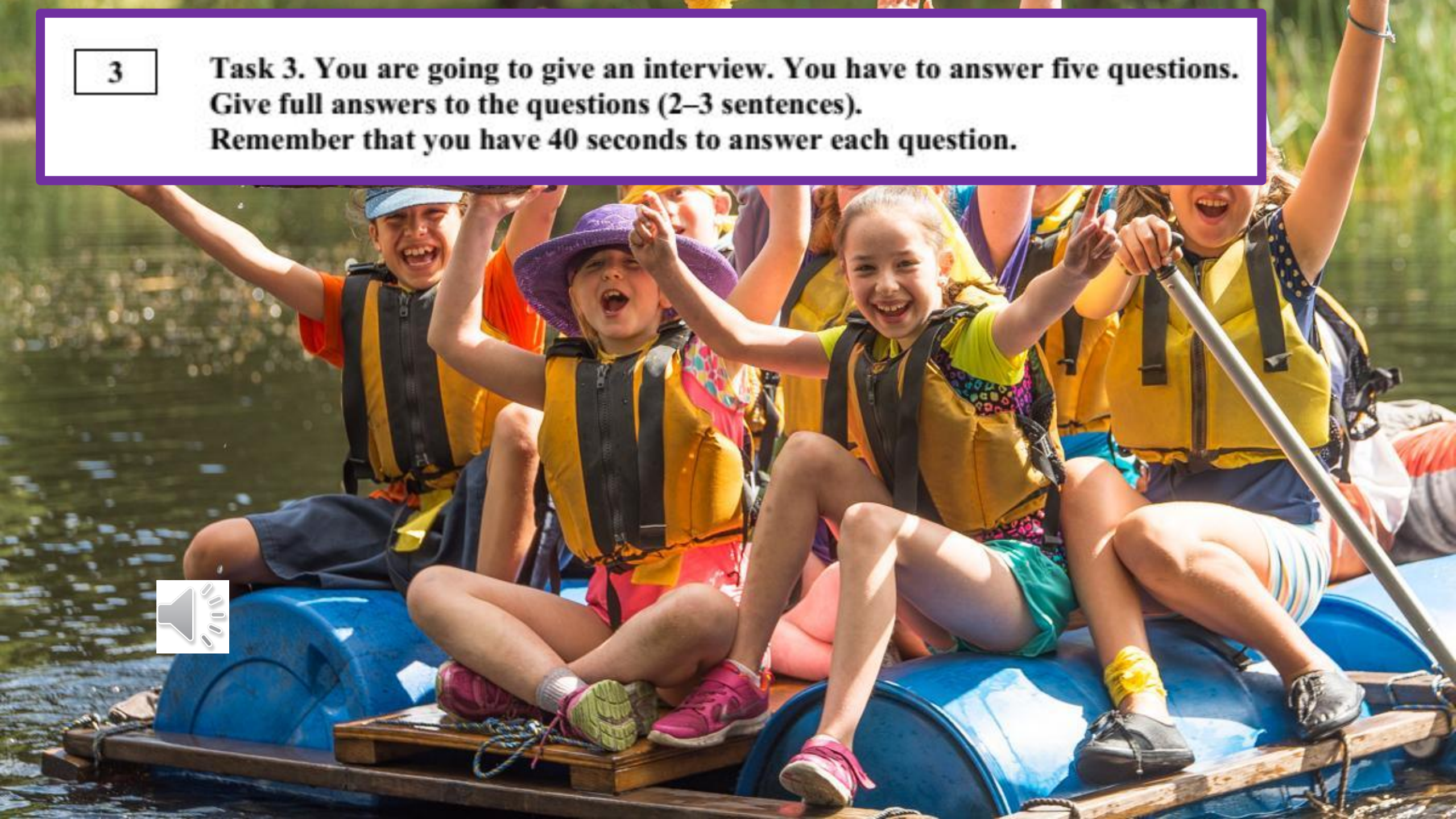
To find out about the following:

- 1) Colour options;
- 2) Number of sensors;
- 3) Maximum flight time;
- 4) Cost of delivery.

You have 20 seconds to ask each question.

3

Task 3. You are going to give an interview. You have to answer five questions. Give full answers to the questions (2–3 sentences). Remember that you have 40 seconds to answer each question.



Task 4. Imagine that you are doing a project “**Space exploration**” together with your friend. You have found some illustrations and want to share the news. Leave a voice message to your friend. In 2.5 minutes be ready to tell the friend about the photos:

- give a brief description of the photos, justifying the choice of the photos for the project;
- say in what way the pictures are different, justifying the choice of the photos for the project;
- mention the advantages and disadvantages (1–2) of **travelling into space**;
- express your opinion on the subject of the project — **what is important for you in space exploration.**

You will speak for not more than 3 minutes (2–3 sentences for every item of the plan,

