

Здравствуй! Я - дракон **To be!** Здравствуй! Я - дракон **To be!** Здравствуй! Я - дракон **To be!**
На меня ты посмотри На меня ты посмотри На меня ты посмотри
И запомни без проблем: И запомни без проблем: И запомни без проблем:
Вместе с **I** я буду **am!** Вместе с **I** я буду **am!** Вместе с **I** я буду **am!**
He, she, it скатились вниз, **He, she, it** скатились вниз, **He, she, it** скатились вниз,
Там их встретит братец **is!** Там их встретит братец **is!** Там их встретит братец **is!**
Завязалась чехарда - Завязалась чехарда - Завязалась чехарда -
You, we, they догнали **are!** **You, we, they** догнали **are!** **You, we, they** догнали **are!**

Здравствуй! Я - дракон **To be!** Здравствуй! Я - дракон **To be!** Здравствуй! Я - дракон **To be!**
На меня ты посмотри На меня ты посмотри На меня ты посмотри
И запомни без проблем: И запомни без проблем: И запомни без проблем:
Вместе с **I** я буду **am!** Вместе с **I** я буду **am!** Вместе с **I** я буду **am!**
He, she, it скатились вниз, **He, she, it** скатились вниз, **He, she, it** скатились вниз,
Там их встретит братец **is!** Там их встретит братец **is!** Там их встретит братец **is!**
Завязалась чехарда - Завязалась чехарда - Завязалась чехарда -
You, we, they догнали **are!** **You, we, they** догнали **are!** **You, we, they** догнали **are!**

**Полное
сочетание**

Сокращение

I am
He is
She is
It is
You are
We are
They are

I'm
He's
She's
It's
You're
We're
They're

**Полное
сочетание**

Сокращение

I am
He is
She is
It is
You are
We are
They are

I'm
He's
She's
It's
You're
We're
They're

**Полное
сочетание**

Сокращение

I am
He is
She is
It is
You are
We are
They are

I'm
He's
She's
It's
You're
We're
They're

**Полное
сочетание**

Сокращение

I am
He is
She is
It is
You are
We are
They are


I'm
He's
She's
It's
You're
We're
They're




Hello.....


GOOD
AFTERNOON
FRIENDS

What **fruit** do you like?





Student №1	name	men	note	pig	my	cub
Student №2	van	tree	fog	time	hymn	cube
Student №3	man	Pete	lynch	drive	log	dune
Student №4	take	hen	rode	cut	cry	pig
Student №5	place	green	stone	side	type	prune
Student №6	table	three	globe	kite	rye	cute
Student №7	bat	pet	top	sit	myth	mug
Student №8	pan	street	hut	nine	hop	tune
Student №9	face	get	bone	pit	gyp	dul
Student №10	ten	meet	wig	pipe	why	tub


10	wh		why	/w/
----	----	--	-----	-----

11	wr		write	/r/
----	----	---	-------	-----


12	qu		queen	/kw/
----	----	---	-------	------


13	igh		high	/aI/
----	-----	--	------	------

14	al		ball	/ol/
----	----	---	------	------

5	sh		she	/ʃ/	ш
---	----	--	-----	-----	---

6	ch		chess	/tʃ/	ч
---	----	---	-------	------	---


7	ph		photo	/f/	ф
---	----	---	-------	-----	---

8	ck		black	/k/	к
---	----	--	-------	-----	---

9	ng		long	/ŋ/	нг
---	----	---	------	-----	----

15

ai



Spain

/ eɪ /

эй

rain pail paint
train chain



Phonics Ai Sound CVC Words Reading Machine.mp4

16

ay





day

/ eɪ /


эй

day May say
play gray clay
hay

17	oi		point	/ oɪ /	ой
18	oy		boy	/ oɪ /	ой

17	oi	Об ежика уколотся Ай.	coin point oil boil
18	oy	Ежик катится с горки.	boy toy joy

Andy sees three polar bears in the zoo.
What can three polar bears do?




They can swim in a pool so they will
keep cool.



Andy can do that too.
Can you?

Andy sees four camels in the zoo.
What can four camels do?



They can carry packs upon their backs.



Andy can do that too.
Can you?

Andy sees five zebras in the zoo.
What can five zebras do?



They can gallop, clip, clop. . . .
And then they can stop.



Andy can do that too.
Can you?

Andy sees six monkeys in the zoo.
What can six monkeys do?



They can swing in a tree, and sing,
"Chee chee."



Andy can do that too.
Can you?

Let's watch a cartoon



Subjective Pronouns

She



He



They



Personal Pronouns for Kids.mp4

We



It



+ play basketball



www.kafasevaov.ru

Английский язык для детей

Здравствуй! Я - дракон **To be!**

На меня ты посмотри

И запомни без проблем:

Вместе с I я буду am!

He, she, it скатились вниз,

Там их встретит братец is!

Завязалась чехарда -

You, we, they догнали are!



she

it

he



verb to be song for kids.mp4



+ play
basketball

we

they

Fill in the blanks. Заполните пропуски.

- 1) He **is** a student.
- 2) She ... a student.
- 3) I ... a student.
- 4) We ... students.
- 5) Mike and John ... students.
- 6) Ann ... a student.
- 7) They ... students.
- 8) Tony and Alison ... students.
- 9) You (one person) ... student.
- 10) You (two people) ... students.

am

is

are



Am, is, are?

1. I ... friendly.
2. He ... kind.
3. It ... blue.
4. It ... yellow.
5. They ... nice.
6. Mike and Helen ... friends.
7. Mike ... hungry.
8. Helen ... in the room.



Найди место глаголам из амбара.

Полное сочетание


I am
He is
She is
It is
You are
We are
They are

Сокращение


I'm
He's
She's
It's
You're
We're
They're

ПОЗНАКОМЬСЯ С МОИМИ ДРУЗЬЯМИ.



- 1 Lucy  a doctor.
- 2 Ben a clown.
- 3 Look at Terry and Steve. They firefighters.
- 4 Billy an artist.

- 5 Stella a nurse.
- 6 Look at Elisha and Pam. They singers.
- 7 I a pilot.



U.12 -Vegetable fun-Young Picture Dictionary (cards)



carrot



broccoli




tomato



sad@sotok.ru

cabbage



wiseGEEK

potato



cucumber



corn



onion



lettuce

Wash the... (potato/carrot...)



Peel the ... (potato/
tomato...)



Cut the (tomato/ cucumber...)





Finger Family Song - Vegetables With Matt _ Nursery Rhymes, Children's Song _ Le.mp4

Cook the ...

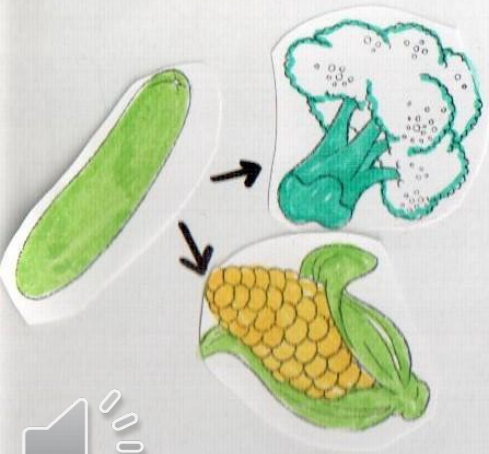


u. 12

Vegetable Song

Tr. 41

(Young
Pict. Dict)



Do you



Yes, I do



41. Äiðiaëèà 41.mp3



Do you



Yes, I do



Do you





Hometask for 29.01:

- 1)
- 2)

Copy 12 B

Copy (to be)

Wash the... (Помой...)

Cut the... (Порежь...)


Cook the... (Приготовь...)

Peel the... (Почисти...)

-Do you like corn? (Ты любишь кукурузу?) -Yes, I do. (Да.)

12B Vegetable Fun

 Trace the letters. Match.



A maze-shaped worksheet for tracing and matching. At the top, there are two boxes with dashed lines for tracing: 'lettuce' (with a small lettuce icon) and 'broccoli' (with a small broccoli icon). The maze contains several circular cutouts of vegetables: a carrot, a cucumber, a head of lettuce, and a head of broccoli. At the bottom, there are two boxes with dashed lines for tracing: 'carrot' (with a small carrot icon) and 'cucumber' (with a small cucumber icon).

Photocopiable

© Pearson Education Asia Limited 2007

Wash the... (Помой...)

Cut the... (Порежь...)


Cook the... (Приготовь...)

Peel the... (Почисти...)

-Do you like corn? (Ты любишь кукурузу?) -Yes, I do. (Да.)

12B Vegetable Fun

 Trace the letters. Match.



A maze-shaped worksheet for tracing and matching. At the top, there are two boxes with dashed lines for tracing: 'lettuce' (with a small lettuce icon) and 'broccoli' (with a small broccoli icon). The maze contains several circular cutouts of vegetables: a carrot, a cucumber, a head of lettuce, and a head of broccoli. At the bottom, there are two boxes with dashed lines for tracing: 'carrot' (with a small carrot icon) and 'cucumber' (with a small cucumber icon).

Photocopiable

© Pearson Education Asia Limited 2007

Fill in the blanks. Заполните пропуски.

- 1) He **is** a student.
- 2) She ... a student.
- 3) I ... a student.
- 4) We ... students.
- 5) Mike and John ... students.
- 6) Ann ... a student.
- 7) They ... students.
- 8) Tony and Alison ... students.
- 9) You (one person) ... student.
- 10) You (two people) ... students.

am
is
are



Fill in the blanks. Заполните пропуски.

- 1) He **is** a student.
- 2) She ... a student.
- 3) I ... a student.
- 4) We ... students.
- 5) Mike and John ... students.
- 6) Ann ... a student.
- 7) They ... students.
- 8) Tony and Alison ... students.
- 9) You (one person) ... student.
- 10) You (two people) ... students.

am
is
are



3 Заполни пропуски, как в примере.

Полная форма

I ... *am not* ... a student.

1 They chairs.

2 We British.

3 She eleven years old.

4 It an orange.

5 You from London.

Краткая форма

I'm not a student.

They chairs.


We British.

She eleven years old.

It an orange.

You from London.

Andy sees seven little deer in the zoo.
What can seven deer do?




They can jump here and there.
They can leap in the air.




Andy can do that too.
Can you?

Andy sees eight crocodiles in the zoo.
What can eight crocodiles do?



They can wiggle and slide from side to side.



Andy can do that too. Can you?

Andy sees nine little owls in the zoo.
What can nine owls do?




They can flutter and fly when the
moon is high.



Andy can do that too. Can you?

Andy sees ten rabbits in the zoo.
What can ten rabbits do?



They can hop, hop, hop. Then they can
stop. Andy can do that too. Can you?

Then Andy sees his friend, Ann,
at the ice-cream stand.



What do the two friends do?



They eat ice cream. They count to ten.



Then Ann hops, skips, jumps through the zoo again. And Andy closes the Word Window.







am I
are you
is he
is she
is it
are we
are you
are they

excited?

4 Соедини линиями.

- 1 It's ugly.
- 2 You're sad.
- 3 He's young.
- 4 She's old.
- 5 I'm clean.
- 6 We're ready.
- 7 They're beautiful.

- Am I clean?
- Are they beautiful?
- Are we ready?
- Are you sad?
- Is he young?
- Is it ugly?
- Is she old?

Alex!
Are you ready?



Yes.
I'm ready!

Read and match.

I am

he is

it is

they are

you are

she is

we are

are they?

are you?

is he?

is it?

are we?

is she?

am I?

Write the question forms.



The verb to be

Affirmative

- Long form.
- I **am**
- You **are**
- He **is**
- She **is**
- It **is**
- We **are**
- You **are**
- They **are**

- Short form.
- I' **m**
- You're
- He's
- She's
- It's
- We're
- You're
- They're

Vegetables party.

