

Present Simple (Настоящее простое время)		Present Simple									
Past Simple	<u>Present Simple</u>	Future Simple									
+V ...		<p>1. Для постоянных ситуаций. <b>She works in an office.</b></p> <p>2. Для повторяющихся или привычных действий в настоящем, особенно с наречиями частотности. <b>He often buys her flowers.</b></p> <p>3. Для общеизвестных истин и законов природы. <b>The Sun sets in the west.</b></p> <p>4. В расписаниях или программах. <b>The lesson starts at 10 o'clock.</b></p>									
Смысловый глагол (солидный дядька)	(+) <b>We like books.</b>										
Зовем помощника дубину <b>Do</b>	(?) <b>Do we like books?</b>  <b>Yes, we do. No, we don't.</b>										
<b>not</b> (блоха-паразит) прыгает на помощника	(-) <b>We do not like books. don't</b>										
Нанимаем телохранителя <b>es</b>	(коварные местоимения) <b>She</b> <b>He        Yes</b> <b>It</b>	<p><b>Pronunciation:</b></p> <p style="text-align: center;">- s (-es)</p> <table style="width: 100%; text-align: center;"> <tr> <td>/ s /</td> <td>/ z /</td> <td>/ iz /</td> </tr> <tr> <td>takes</td> <td>gives</td> <td>watches</td> </tr> <tr> <td>(глухая)</td> <td>(звонкая, гласная)</td> <td>(шипящая)</td> </tr> </table>	/ s /	/ z /	/ iz /	takes	gives	watches	(глухая)	(звонкая, гласная)	(шипящая)
/ s /	/ z /	/ iz /									
takes	gives	watches									
(глухая)	(звонкая, гласная)	(шипящая)									
	(+) <b>She likes books.</b>										
Телохранитель <b>es</b> объединяется с помощником <b>Do + es = Does</b>	(?) <b>Does she like books?</b>  <b>Yes, she does. No, she doesn't.</b>										
<b>not</b> (блоха-паразит) прыгает на помощника с телохранителем <b>Does</b>	(-) <b>She does not like books. doesn't</b>										
<b>Spelling:</b>											
<b>watch – watches</b>	Добавляем - <b>es</b> т.к. на конце слова шипящая										
<b>try – tries</b>	y- буква ТЮ-ТЮ(т.к. рядом стоит согласная, поэтому у худеет и превращается в i)										
<b>play – plays</b>	y - остается неизменной, т.к. рядом гл. (подружка)										
		<p style="text-align: center;"><b>Обстоятельства времени с Present Simple</b></p> <p>Ставятся перед смысловым глаголом!</p> <p>e.g. <b>We usually sleep at night.</b> <b>Но</b> после модальных (<b>Can / will / must / shall..</b>) и вспомогательных (<b>Be / have</b>) глаголов!</p> <p>e.g. <b>We are always good.</b> <b>e.g. We can often play on the computer.</b></p> <p><b>Every day / week / month / year</b> - каждый день / неделю / месяц / год <b>On Mondays / Tuesdays</b> — в понедельник / вторник <b>In the morning / afternoon / evening</b> – утром / днем / вечером <b>At night / the weekend</b> — ночью / на выходных <b>Usually</b> – обычно                      <b>Sometimes</b> - иногда                      <b>Often</b> - часто <b>Never</b> – никогда                      <b>Always</b> – всегда</p>									

alien	alien	alien	alien	alien
ball	ball	ball	ball	ball
balloon	balloon	balloon	balloon	balloon
baseball	baseball	baseball	baseball	baseball
basketball	basketball	basketball	basketball	basketball
bike	bike	bike	bike	bike
helicopter	helicopter	helicopter	helicopter	helicopter
kite	kite	kite	kite	kite
lorry (US truck)	lorry (US truck)	lorry (US truck)	lorry (US truck)	lorry (US truck)
monster	monster	monster	monster	monster
motorbike	motorbike	motorbike	motorbike	motorbike
plane	plane	plane	plane	plane
robot	robot	robot	robot	robot
soccer (UK football)	soccer (UK football)	soccer (UK football)	soccer (UK football)	soccer (UK football)
teddy (bear)	teddy (bear)	teddy (bear)	teddy (bear)	teddy (bear)
toy	toy	toy	toy	toy
train	train	train	train	train
truck (UK lorry)	truck (UK lorry)	truck (UK lorry)	truck (UK lorry)	truck (UK lorry)
board game	board game	board game	board game	board game
boat	boat	boat	boat	boat
car	car	car	car	car
doll	doll	doll	doll	doll
football (US soccer)	football (US soccer)	football (US soccer)	football (US soccer)	football (US soccer)
game	game	game	game	game

“Your best teacher is your last mistake.”

**Motivation:**

Don't be the same,  
**be better!**

DREAMS  
+  
WORK  
—————  
SUCCESS

**HELLO STUDENTS!**

**First, take your Stationery boxes and glue the cribs!  
Then, let your teacher sign in your copybooks!**



# October 2021

From the 1<sup>st</sup> to 10<sup>th</sup>:

Анатолий Юрий (09.10)  
Мальцев Владимир (09.10)  
Зириев Давуд (01.10)  
Ефимова Мария (10.10)  
Наумченко Платон (07.10)  
Клиров Софья (02.10)  
Давыдова Анна (09.10)  
Коробко Иван (02.10)  
Асипенко Ксения (02.10)  
Назаров Марк (05.10)



**SPECIAL  
PEOPLE  
ARE  
BORN IN  
OCTOBER**

From the 11<sup>th</sup> to 20<sup>th</sup>:

Курочкина Елена (11.10)  
Харкайрен Диана (19.10)  
Сизоров Егор (12.10)  
Агамен Диана (16.10)

From the 21<sup>st</sup> to 31<sup>st</sup>:

Закарев Давуд (25.10)  
Алексей Максим (29.10)  
Дегобек Дарья (25.10)  
Дейнега Виктория (22.10)  
Дьяконова Луиза (31.10)  
Пасеченко Вова (31.10)

**Were you born  
in October?**

*Celebrate Your Day!*

Our dear student!!!

**35 Clubs**

**English Club**

Awarded By

**We love you!**











Today is ... (the ...th of

.....)

Dates

0	1	2	3	4	5	6	7	8	9
---	---	---	---	---	---	---	---	---	---

Weather

 Sunny	 Rainy	 Windy	 Cold
 Cloudy	 Snow	 Stormy	 Hot

## FEELINGS AND EMOTIONS

Click to start



 In love	 furious	 cold	 disgusted	 sleepy
 hot	 happy	 hungry	 shy	 scared
 exhausted	 sad	 surprised	 angry	 bored

Days

Monday
Tuesday
Wednesday
Thursday
Friday
Saturday
Sunday

Months

January
February
March
April
May
June
July
August
September
October
November
December


Seasons

 Spring	 Summer
 Autumn	 Winter

## Your Hometask:



HOME TASK:



Home task:

Выдаётся на уроке в среду 06.10.2021/ четверг 07.10.2021/пятницу 08.10.2021.

Сделать на понедельник 11.10.2021/вторник 12.10.2021/среду 13.10.2021.

1. Dictation: Kid's box 3 p.10+ prep.copying.
2. Workbook p. 10 (ex.2), p.11 (ex. 4)
3. Take photos "Anapa's October". Comment them in English.

# Anapa in October

Take photos "Anapa in October". Comment them in English. (Send in WhatsApp!!!)



I love walking near the Black sea.



A lot of people like spending time on the beach.



There are not many people in the town centre.



We stay at home when it rains..

# 1 Family matters



13 Activity Book Page 10. Activity 1.mp3

1



Listen and match.



c




b




e

a




b



c





d



e



f



a



f



d



2

Now complete the sentences.

son   daughter   parents   granddaughters  
aunt   ~~grandparents~~   uncle   grandson

1 The people on the bus are Stella's grandparents .

2 Grandma Star's **grandson** is on the bike.

3 The girls in

4 The woman

5 The boy on

6 Suzy's

7 The people

8 Simon's

**What is strange in the picture?**



**3** Read the sentences. Who is speaking?

1 Uncle Fred is our uncle.

4 Suzy and Stella are our granddaughters.


2 Simon is our grandson.

5 Aunt May is our aunt.

3 Grandma and Grandpa Star are our grandparents.

6 Grandma and Grandpa Star are our parents.

1. Suzy, Stella, Simon.
2. Grandparents.
3. Suzy, Stella, Simon.
4. Grandparents.
5. Suzy, Stella, Simon.
6. Children's parents (mr. and ms. Star)



The Star family are doing different things. Suzy's in the living room. She's drawing a picture of her uncle Fred. He's sleeping on the sofa. Simon's in the garden. He's playing tennis with his aunt May. She loves playing tennis with him because he's very good at sport. Stella's got a new camera and she's taking a photo of her grandparents in the dining room. The children's parents are in the kitchen. They're making dinner.

1 The Star *family*..... are doing different things.

2 Suzy's drawing a picture of her **uncle Fred**.....

3 Uncle Fred's .....

4 Simon and his .....

5 Simon's very .....

6 Stella's taking a .....

7 Grandma and .....

8 The children's .....



m.....

**What is strange in the picture?**



# Dictation

aunt

daughter

granddaughter

grandson

grandparents

son

uncle

mother

father

sister

brother

parents

Тетя

Дочь

Внучка

Внук

Бабушка с

дедушкой

Сын

Дядя

Мама

Папа


Сестра

Брат

Родители

**You deserve a film!**  
**9-“Jungle Cruise”**  
**Will the Magic tree be beautiful?**






Draw a picture-  
Catch the ball-  
Enjoy reading-  
Fishing-  
Kick the ball-  
Listen to music-  
Play chess-  
Read a book-  
Paint a picture-  
Take a photo-  
Throw a ball-  
Go shopping-  
Watch television-

**+ show and  
guess game!**



**-What can it be?**

**-It can be...**



# Listen and say the letter.



He's taking a photo of his son.

e 14 Pupil's Book Page 11. Activity 4.mp3







# Association lexis competition:

In teams say as many words of different colours as you can!



“Green cucumber, yellow  
lemon...”





**5** Listen and complete.



Suzy's sitting next to her ...

mum.

15 Pupil's Book Page 11. Activity 5.mp3

**6** Ask and answer.

Who's playing a game with her aunt?

Stella

playing a game    reading    playing football    painting    taking a photo

карточная игра

# Тайный Знак

ПРАВИЛА  
ИГРЫ



Делитесь на команды, раздавайте карточки, подавайте друг другу тайные знаки и побеждайте!

2. Разделитесь на 2 или 3 команды (в каждой команде должно быть по 2 игрока).
3. Каждая команда договаривается о тайном знаке (жесте или слове), который позволит понять, что у игрока из вашей команды есть пара карт. Соперники не должны знать, что это за знак.
4. Игроки садятся, образуя круг.
5. Перемешайте колоду карт и раздайте поровну всем игрокам.

## ХОД ИГРЫ:

Первый игрок вытягивает одну карту из набора участника, сидящего от него по часовой стрелке. Затем тот игрок, у которого только что вытягивали карту, в свою очередь тянет карту из колоды следующего участника, сидящего по часовой стрелке. Так продолжается до тех пор, пока один из игроков не соберет пару карт.

Когда это произошло, игрок подает тайный знак любому участнику своей команды, чтобы тот объявил «Пара!».





## Две одинаковые карты!!!

Когда это произошло, игрок подает тайный знак любому участнику своей команды, чтобы тот объявил «Пара!».

- Если в момент объявления в наборе игрока действительно есть пара, команда выигрывает эту пару карт (откладывает в сторону для подсчета карт в конце игры).
- Если нет, команда скидывает в отдельную колоду сброса ранее выигранную пару карт. Если у команды еще нет карт, ничего не происходит. Также любой участник может выкрикнуть «Пары нет!», если ему показалось, что соперники подают друг другу знаки. В этом случае он показывает этот знак остальным игрокам.
- Если это действительно знак команды-соперницы, эта команда передает свою пару команде, которая выкрикнула «Пары нет!». А прежде чем продолжить игру, участники договариваются о новом тайном знаке.
- Если это не знак команды-соперницы, то выкрикнувшая команда теряет ранее заработанную пару карт и передает ее команде-сопернице. Если у команды еще нет карт, ничего не происходит.



alien

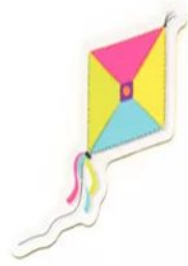
ball

balloon

baseball

basketball

bike



helicopter

kite

lorry (US truck)

monster

motorbike

plane



robot

soccer (UK football)

teddy (bear)

toy

train

truck (UK lorry)

board game

boat

car

doll

football (US soccer)

game





alien  
ball  
balloon  
baseball  
basketball  
bike

helicopter

kite

lorry (US truck)

monster

motorbike

plane

robot

soccer (UK football)

teddy (bear)

toy

train

truck (UK lorry)

board game

boat

car

doll

football (US soccer)

game

Can you translate?



**-What can it be?**  
**-It can be...**





He



She



It



s/es

put

-s



go

-es



study

ies



take

-s



do

-es



cry

ies




come

-s



watch

-es





**Exercise 1** : Say the verbs in the third person singular:

Model: You read – Tom *reads*

---

- I play – he .....
- You drink – he .....
- We make – she .....
- They meet – he .....
- I wash –s he .....
- You write – he .....
- They teach – he .....
- I pass – Mary .....
- You go – he .....
- They watch – Tom.....
- You do – he .....
- They relax – she .....
- We sleep –she .....

# Exam

Cambridge English



**Movers**

## Reading Starters.



Read this. Choose a word from the box. Write the correct word next to numbers 1-5. There is one example.

Many **houses** ..... have a garden.

In a garden there are big (1) ..... with apples on them.

They have lots of red, yellow and purple (2) .....

There are some animals too, like (3) ....., mice and birds.

Children enjoy flying their (4) ..... and running in the garden.

They like reading and playing games like (5) .....

Children like making houses for their pets, too.

### Example



houses



kites



trees




elephants



tennis



children



frogs



flowers



Look at the pictures. Look at the letters. Write the words.

Example



j e a n s




Questions

1



-----



2



-----



3



-----



4



-----



5



-----



**What is it?**  
**Is it hard to make?**



**Can you draw like this?**



**Try to draw something on your hand at home!**  
**Send us a photo and get 1 more Club!**



## Speaking: in pairs

(look at each other, smile, react, support)



**TEACHER:** In the first picture....

**STUDENT:** But in the second picture...





**TEACHER:** In the first picture....

**STUDENT:** But in the second picture...




Listen and draw lines. There is one example.

Alice

Nick

Matt

Dan



Tom


Bill

Jill

# Listening



(together)



## Questions

- 1 How old is Alex?
- 2 What's the name of Tom's sister?
- 3 How many friends has Tom got?
- 4 What's the name of Alex's friend?
- 5 How many numbers can Alex write?

### Examples

What's the name of Tom's robot?


..... Alex .....

How old is Tom?

..... 10/ten .....



Look and read. Write **yes** or **no**.



**Examples**

There are five children in the classroom.

..... **yes** .....

The teacher is standing next to the door.

..... **no** .....

**Questions**

1 A girl has got a pencil and a ruler.

.....

2 The teacher is eating a banana.

.....

3 A boy is writing numbers on the board.

.....

4 A girl is holding a helicopter.

.....

5 Three people are wearing glasses.

.....

**Your pronunciation is your visit card!**



## Phonetic exercises

[ a: ] face, name, take, age, cage, game

[ i: ] me, he, we, Pete, be, Steve

[ r ] red, rabbit, read, write, draw

[ ai ] kite, I, hi, pie, drive, mice

[ k ] climb, Kate, cat, can, catch, cov

[ ɔ: ] all, small, ball, tall, wall

[ a: ] park, car, bark, farm, dark

[ h ] hi, hello, hen, hat, he, hero

**Attention!!! Danger!!!  
Never do it by yourself!!!**



**Video for 1 minute!**




Jimbo and Jim (720p) (via Skyload).mp4

## Your Hometask:



HOME TASK:



Home task: Выдаётся на уроке в понедельник/ вторник  
11.10.2021/12.10.2021. Сделать на среду/четверг  
13.10.2021/14.10.2021.

1. Translate these words, rewrite 3 times, learn for easy dictation.
2. Exam copy (yes\no)
3. Grammar ex. add s\es.



# Spelling

## Simple present



### Verbs ending in

ss, sh, ch, x, o → - es


Ex: I wash - he washes    I go - she goes

Consonant + y → - ies

Ex: I study - he studies

**BUT**

I play - she plays



### 1 Fill in the correct form of the verbs.

1 I live - he lives

2 I play - he .....

3 I watch - he .....

4 I do - he .....

5 I read - he .....

6 I write - he .....

7 I fly - he .....

8 I work - he .....

9 I wash - he .....

10 I miss - he .....

11 I give - he .....

12 I brush - he .....

13 I buy - he .....

14 I teach - he .....

15 I cry - he .....

16 I go - he .....

17 I sit - he .....

18 I tidy - he .....

alien

ball

balloon

baseball

basketball

bike

helicopter

kite

lorry (US truck)

monster

motorbike

plane

robot

soccer (UK football)

teddy (bear)

toy

train

truck (UK lorry)

board game

boat

car

doll

football (US soccer)

game






5 Read and circle the best answer.



- 1 Suzy: Do you enjoy shopping?  
Uncle Fred: a) I've got a new T-shirt.  
b) No, I don't.
- 2 Suzy: Does Grandma like painting?  
Uncle Fred: a) Yes, I do.  
b) Yes, she loves painting.
- 3 Suzy: Does Stella want to be a doctor?  
Uncle Fred: a) Yes, she does.  
b) Yes, she can.
- 4 Suzy: Do you enjoy playing tennis?  
Uncle Fred: a) Yes, he does.  
b) No, Aunt May enjoys playing tennis.
- 5 Suzy: Does Dotty like having a bath?  
Uncle Fred: a) No, she doesn't.  
b) She loves swimming.
- 6 Suzy: Do you want to ride your bike?  
Uncle Fred: a) Yes, I do.  
b) Simon's riding his bike.

Draw a picture-  
Catch the ball-  
Enjoy reading-  
Fishing-  
Kick the ball-  
Listen to music-  
Play chess-  
Read a book-  
Paint a picture-  
Take a photo-  
Throw a ball-  
Go shopping-  
Watch television-

6 Look and match the sentences.



- 1 Uncle Fred's got a bike.
  - 2 Grandpa's got a camera.
  - 3 Simon's got a ball.
  - 4 Mr Star's got a guitar.
  - 5 Stella's got a book.
  - 6 Grandma's got some eggs.
- a She wants to read it.
  - b He wants to take a photo.
  - c She wants to make a cake.
  - d He wants to play it.
  - e He wants to ride it.
  - f He wants to play basketball.

Draw a picture-  
Catch the ball-  
Enjoy reading-  
Fishing-  
Kick the ball-  
Listen to music-  
Play chess-  
Read a book-  
Paint a picture-  
Take a photo-  
Throw a ball-  
Go shopping-  
Watch television-

Draw a picture-  
Catch the ball-  
Enjoy reading-  
Fishing-  
Kick the ball-  
Listen to music-  
Play chess-  
Read a book-  
Paint a picture-  
Take a photo-  
Throw a ball-  
Go shopping-  
Watch television-

Draw a picture-  
Catch the ball-  
Enjoy reading-  
Fishing-  
Kick the ball-  
Listen to music-  
Play chess-  
Read a book-  
Paint a picture-  
Take a photo-  
Throw a ball-  
Go shopping-  
Watch television-

Draw a picture-  
Catch the ball-  
Enjoy reading-  
Fishing-  
Kick the ball-  
Listen to music-  
Play chess-  
Read a book-  
Paint a picture-  
Take a photo-  
Throw a ball-  
Go shopping-  
Watch television-

Draw a picture-  
Catch the ball-  
Enjoy reading-  
Fishing-  
Kick the ball-  
Listen to music-  
Play chess-  
Read a book-  
Paint a picture-  
Take a photo-  
Throw a ball-  
Go shopping-  
Watch television-

Draw a picture-  
Catch the ball-  
Enjoy reading-  
Fishing-  
Kick the ball-  
Listen to music-  
Play chess-  
Read a book-  
Paint a picture-  
Take a photo-  
Throw a ball-  
Go shopping-  
Watch television-

Draw a picture-  
Catch the ball-  
Enjoy reading-  
Fishing-  
Kick the ball-  
Listen to music-  
Play chess-  
Read a book-  
Paint a picture-  
Take a photo-  
Throw a ball-  
Go shopping-  
Watch television-

Draw a picture-  
Catch the ball-  
Enjoy reading-  
Fishing-  
Kick the ball-  
Listen to music-  
Play chess-  
Read a book-  
Paint a picture-  
Take a photo-  
Throw a ball-  
Go shopping-  
Watch television-

Draw a picture-  
Catch the ball-  
Enjoy reading-  
Fishing-  
Kick the ball-  
Listen to music-  
Play chess-  
Read a book-  
Paint a picture-  
Take a photo-  
Throw a ball-  
Go shopping-  
Watch television-

Draw a picture-  
Catch the ball-  
Enjoy reading-  
Fishing-  
Kick the ball-  
Listen to music-  
Play chess-  
Read a book-  
Paint a picture-  
Take a photo-  
Throw a ball-  
Go shopping-  
Watch television-