

ПРОФЕССИОНАЛЬНО-ПЕДАГОГИЧЕСКИЙ КОЛЛЕДЖ

МИНИСТЕРСТВО ОБРАЗОВАНИЯ МОСКОВСКОЙ ОБЛАСТИ

ГОСУДАРСТВЕННОЕ ОБРАЗОВАТЕЛЬНОЕ УЧРЕЖДЕНИЕ ВЫСШЕГО ОБРАЗОВАНИЯ МОСКОВСКОЙ ОБЛАСТИ
«ГОСУДАРСТВЕННЫЙ ГУМАНИТАРНО-ТЕХНОЛОГИЧЕСКИЙ УНИВЕРСИТЕТ»

(ШК ГГТУ)

Педагогическая мастерская

«Творческие отчеты преподавателей иностранных языков»

среди преподавателей СПО (неязыковых специальностей) восточного Подмосковья

«Кроссворд - стратегия по отработке лексики на уроках английского языка»

Преподаватель
иностранного языка
ШК ГГТУ
Немова Ю.Ю.

16 ноября 2017 г.



http://www.eclipsecrossword.com/

программы для составлени EclipseCrossword - the fa: X Диалоги +

← → Я www.eclipsecrossword.com EclipseCrossword - the fast, easy, and FREE way to create crossword puzzles in minutes

(1) Входящие - По Professional English Стена

Никогда не переводить автоматически с английского Отключить X

EclipseCrossword.com Download Help Green Eclipse


Welcome to EclipseCrossword!

EclipseCrossword is the fast, *easy*, **free** way to create crossword puzzles in minutes.


It's never been simpler: just give EclipseCrossword a list of words and clues, and it does the rest. In seconds, you'll have a crossword puzzle with just the words you want. EclipseCrossword has been downloaded more than five million times by people just like you.

5,000,000
* Five million+ downloads.

Who can use EclipseCrossword?



- **Teachers and parents:** Use crosswords to review vocabulary and lessons for all subjects. Students may actually even *enjoy* doing the assignment! Crossword puzzles encourage logical thinking and correct spelling. Crosswords can be printed or uploaded to your website.
- **Webmasters:** You can easily create interactive crossword puzzle web pages with EclipseCrossword—crossword puzzles are a great way to get people to stay on your site, and come back in the future. Your visitors can play the puzzle right on your website, or you can post a printable version so they can solve it at their leisure.
- **Newsletter editors:** Nobody reads your newsletter? Try adding a crossword puzzle next time, and maybe people will look at it before throwing it away. EclipseCrossword lets you easily save files that can be used in your word processor or publishing software.
- **You!** Anybody can use EclipseCrossword to produce great-looking crossword puzzles. If you're not sure what you'd make a crossword about, check out [these ideas](#).

 EclipseCrossword
Нравится Страница 10 тыс. нр

▶ [Take the EclipseCrossword tour](#) and see what EclipseCrossword has to offer.

Not sure yet? Read [what others have said about EclipseCrossword](#), or check out some [projects by other EclipseCrossword users](#). We're sure you'll be convinced. And remember, EclipseCrossword is free!

“ For a Will Shortz and Mike Shenk
this was the most fun I've had

New on EclipseCrossword.com
We updated our [samples](#) page and removed some dead links. If you have sites or sample projects that you'd like to be considered for inclusion here, let us know!

www.eclipsecrossword.com/download.aspx

20:12
12.11.2017

Download

программы для составлени EclipseCrossword.com - download Диалоги

www.eclipsecrossword.com EclipseCrossword.com - download

(1) Входящие - По Professional English Стена


Get it on Windows 10

If the Windows Store isn't available in your region or doesn't list EclipseCrossword for your PC, you can still download it manually here. If your PC is using Windows 10 S, this is the only way to install EclipseCrossword.

Download and open the setup file.

Click the button below to download the installation file for EclipseCrossword. You'll be asked what to do; click to **Run** or **Open** the file.

(If you're not given the choice, the file will be saved to your computer. Once the download has finished, find the file you downloaded and double-click on it to continue.)



Most of the time the download will just take a couple seconds, but it could take a minute or so. If you see a message titled "Windows protected your PC," click **More info** and then click **Run anyway** to install EclipseCrossword.

EclipseCrossword is now installed!

When the setup process is finished, EclipseCrossword will be installed on your computer. Open the **Start** menu, and then start typing "EclipseCrossword" until it appears in the search results. Then right-click it and click **Pin to Start** to add it to your Start menu so you can easily start it later. (If you don't see it there, EclipseCrossword probably wasn't installed. Did you complete all of the above steps yet?)

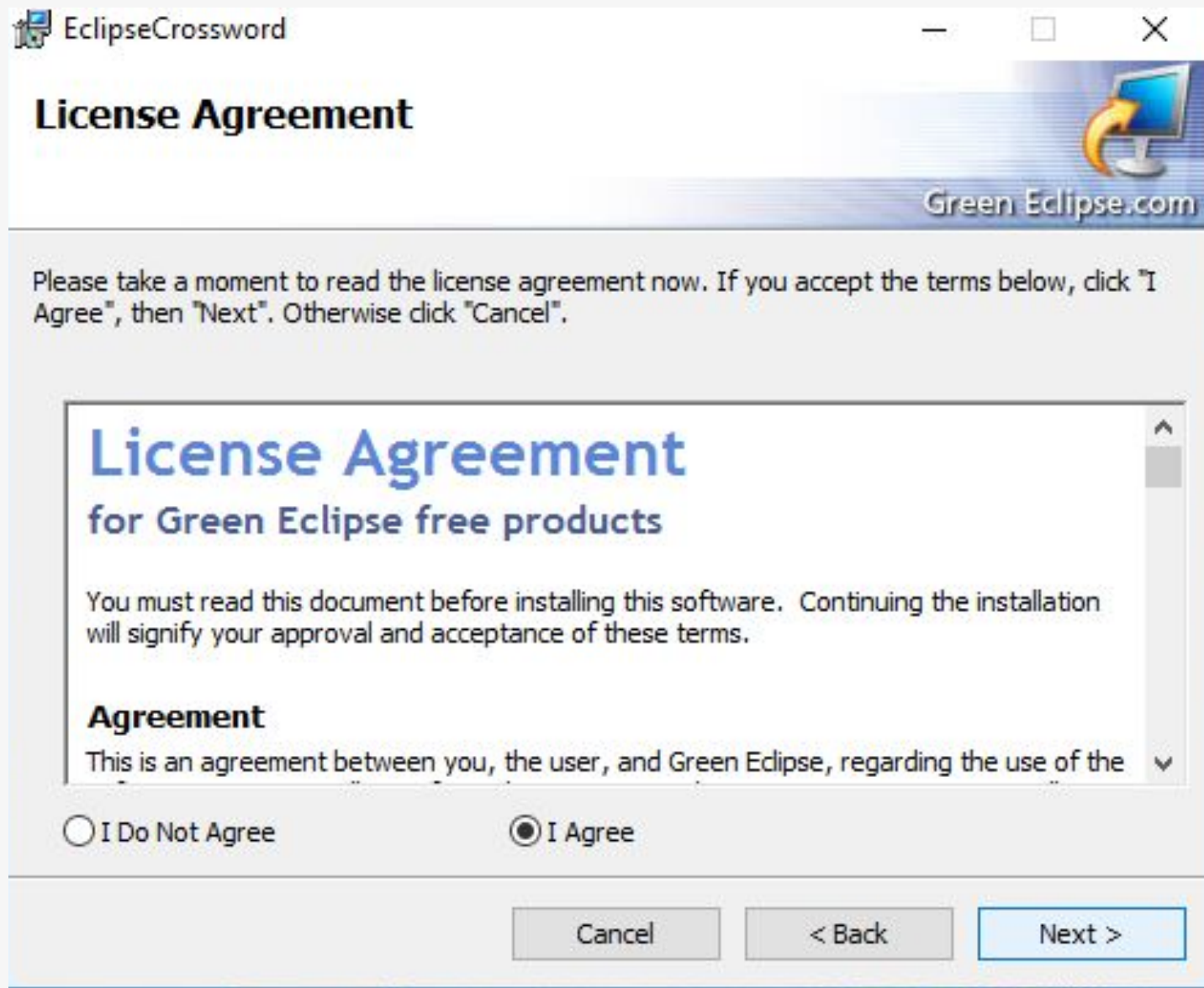
Tip: Once EclipseCrossword is installed on your computer, you don't have to return to this website to create a crossword puzzle. Just start it from your Start menu like all of your other apps.

EclipseCrossword

www.eclipsecrossword.com/download/Install EclipseCrossword.msi

20:13 12.11.2017

Установить программу



Запустить программу



Выбрать нужный пункт

EclipseCrossword

Step 1 — Create or select a word list

Have you already created a word list, or do you want to make one now?

Let me create a word list from scratch now.

I already have a word list or saved crossword puzzle that I will use.

Please make your selection from the choices above, and then click on the "next" link below. Please note that regardless of the option you choose, you will be able to make changes in the next step. If you made a mistake and want to return to the welcome page, click "back" below.

About Options Help Back Next Close




Создать список слов

EclipseCrossword

Step 2 — Create or modify a word list

You may now modify your word list. To add a word to the list, type the word in the first box below, and then type a clue for the word in the second box. Then, click the Add button to add the word to the list. To modify a word already in the list, double-click on it. If you want to remove the word from the list after doing this, click the Clear button. Click the "help" link for tips.

Word list









Add a new word to the list:

Word:

Clue for this word:

Your word list is currently empty

 About  Options  Help  Back Next  



Ввести слова и их значения

EclipseCrossword

Step 2 — Create or modify a word list

You may now modify your word list. To add a word to the list, type the word in the first box below, and then type a clue for the word in the second box. Then, click the Add button to add the word to the list. To modify a word already in the list, double-click on it. If you want to remove the word from the list after doing this, click the Clear button. Click the "help" link for tips.

Word list

Add a new word to the list:

Word:
APPLE

Clue for this word:
яблоко

Tools... Add word to list Remove word

Your word list is currently empty

About Options Help Back Next Close

EclipseCrossword

Step 2 — Create or modify a word list

You may now modify your word list. To add a word to the list, type the word in the first box below, and then type a clue for the word in the second box. Then, click the Add button to add the word to the list. To modify a word already in the list, double-click on it. If you want to remove the word from the list after doing this, click the Clear button. Click the "help" link for tips.

Word list

APPLE
CHEESE

Add a new word to the list:

Word:
[]

Clue for this word:
[]

Tools... Add word to list Remove word

2 words

About Options Help Back Next Close

Дать название кроссворду

EclipseCrossword

Step 4 — Name this crossword

What would you like to call this crossword puzzle?

You may give this crossword puzzle a name. This name will be printed along with the crossword and clues. If you do not want to name this crossword, leave the box below blank. After you are finished, click the "next" link below.

Name of this crossword:

Would you like to put your name on this puzzle?

This section is optional. If you want, you can add your name to the puzzle, and your name will be shown with the printed puzzle and web pages you save. You can also add copyright date information to the puzzle for your reference, but it will not be printed.

Your name:

Copyright information:

About Options Help Back Next Close



Выбрать расположение кроссворда

EclipseCrossword

Step 5 — Define crossword size

How big would you like the puzzle to be?

You may choose how large the generated crossword puzzle should be. Type the maximum width and height of the crossword puzzle in the boxes below. (The resulting puzzle may be smaller than this size, but never larger.)

This crossword puzzle must be at least 6 letters square.

I want the crossword puzzle to be letters wide, by
 letters tall.

Once you are satisfied, click the "next" link below.

About Options Help Back Next Close



Предпросмотр перед печатью

EclipseCrossword

Finished crossword

View this crossword

The crossword puzzle is displayed to the left. If you cannot see all of it, click and hold the mouse button, and move it to pan the display.

Keep this crossword?

You do not have to keep this crossword. You may click the "make another" link below to create new puzzles until you find one you like.

[Make another puzzle like this one](#)

When you are ready to continue...

If you like this one, click "next" to continue to the next page, which contains options for you to save and print this crossword.

About Options Help Back Next Close



Печать кроссворда

EclipseCrossword

Save or print this crossword

Save crossword | Print crossword | Save as a web page | Publish crossword

Print this crossword puzzle

Check the boxes next to the items you want, then click "Print everything checked above."

Documents will be printed to the system default printer, "HP LaserJet Professional M1212nf MFP."

Answer key	Empty puzzle
<input checked="" type="checkbox"/> Puzzle grid with answers	<input checked="" type="checkbox"/> Empty puzzle grid
<input checked="" type="checkbox"/> List of clues with answers	<input checked="" type="checkbox"/> Word bank
	<input checked="" type="checkbox"/> Clues

[Print everything checked above](#) Copies:

About Options Help Back Close



Спасибо за внимание!

