

**Decorate Snoopy's  
House for  
Thanksgiving!**




## Directions:

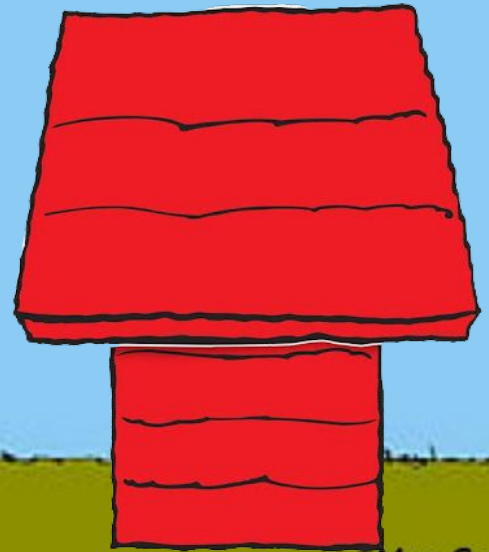
- To decorate Snoopy's House, copy and paste objects from the following slides onto your house.
- To change the size of the object click on it, and place your cursor on one of the corners of the blue square and move in it in or out.
- To rotate the shape click once on it, click and hold the top circle and move your mouse to rotate the object.
- When you have finished scene write an imaginative story to match!

# Decorate Snoopy's House for Thanksgiving!
















Once upon a time...







# Doors




# Windows



# Furniture



## Fall Trees







# Fall Leaves



# Fall Foods



# Snoopy






**SUDDENLY IT'S  
AUTUMN**



# Turkeys



Happy Thanksgiving!



# Peanut Friends





# Fall Friends

