

LESSON

PLANS



Teacher: Your Name HERE    Grade: Ex. 4th    Week of: Ex. August 17-21

Monday

Tuesday

Wednesday

Thursday

Friday

Readin

**Skill:**  
**Summarizing**  
Scholastic News  
Read as class,  
discuss, complete  
pamphlet

Math

**Skill: Fractions**  
Introduce using  
fraction circles,  
move to white  
boards, pages  
312-314 #1-20  
HW – PW 18

SUBJEC

SUBJEC




SUBJEC

SUBJECT

--	--	--	--	--

Type heading HERE... (possibly list guided reading groups/lessons)


**Important Information**



Type text here	
Morning Work	8:20-9:00

Use this box for anything- ex. Common Core Covered this week

A note from Molly.....

This lesson plan template is a power point file. When using this template, you can either print out weekly sheets to write on, or you can create text boxes anywhere on the template and type your plans into the text boxes.

In order to set your template up the way you want it, most of the text I have created and typed in can easily be removed by clicking on the text and then deleting the text inside the box. You would then type in the text you desire. For example, type in the subjects you want and then create text boxes to type the plans for that subject.

Basically, you can create text boxes anywhere you want and then you can type your info. using whatever font or colors you want.

When you have your template set up the way you want it, right click the slide and then click 'duplicate' slide. It will recreate the slide for you so you can then make your plans for the following week.

If you plan to place your plans in a 3-ring binder, slide the cover page into the plastic sleeve on the cover. Punch holes on the right side of the first sheet and on the left side of the second sheet. They will then open up facing each other, so you can see both sheets at once.

Enjoy. ☺



Molly Phillips

Blog:

[www.classroomconfections.com](http://www.classroomconfections.com)

Store:

[http://www.teacherspayteachers.com/  
Store/Elementary-Lesson-Plans](http://www.teacherspayteachers.com/Store/Elementary-Lesson-Plans)

Graphics and fonts from

[www.kimberlygeswein.com](http://www.kimberlygeswein.com)

<http://www.teacherspayteachers.com/Store/Ashley-Hughes-38>

<http://www.teacherspayteachers.com/Store/Christina-Bainbridge>

[http://www.teacherspayteachers.com/Store/Clip-Art-By-Carrie-  
Teaching-First](http://www.teacherspayteachers.com/Store/Clip-Art-By-Carrie-Teaching-First)