

**Государственное бюджетное профессиональное  
образовательное учреждение  
«Тольяттинский медицинский колледж»**

**Хромосомное Заболевания  
СИНДРОМ ПАТАУ**


**Выполнила  
Студентка гр : С-201  
Силантьева Дарья**

# Определение Феномена

Синдром Патау (*трисомия по 13 хром*)





A light blue, hand-drawn style border surrounds the text. The border contains several medical and health-related icons: a stethoscope on the left, a red apple at the top right, a red heart at the bottom center, a brown medicine bottle with a white cap at the bottom right, and several colorful pills (blue, yellow, green, orange) scattered around. A large, faint 'RX' symbol is also visible in the background.

**История  
возникновения  
заболевания**


# История возникновения болезни



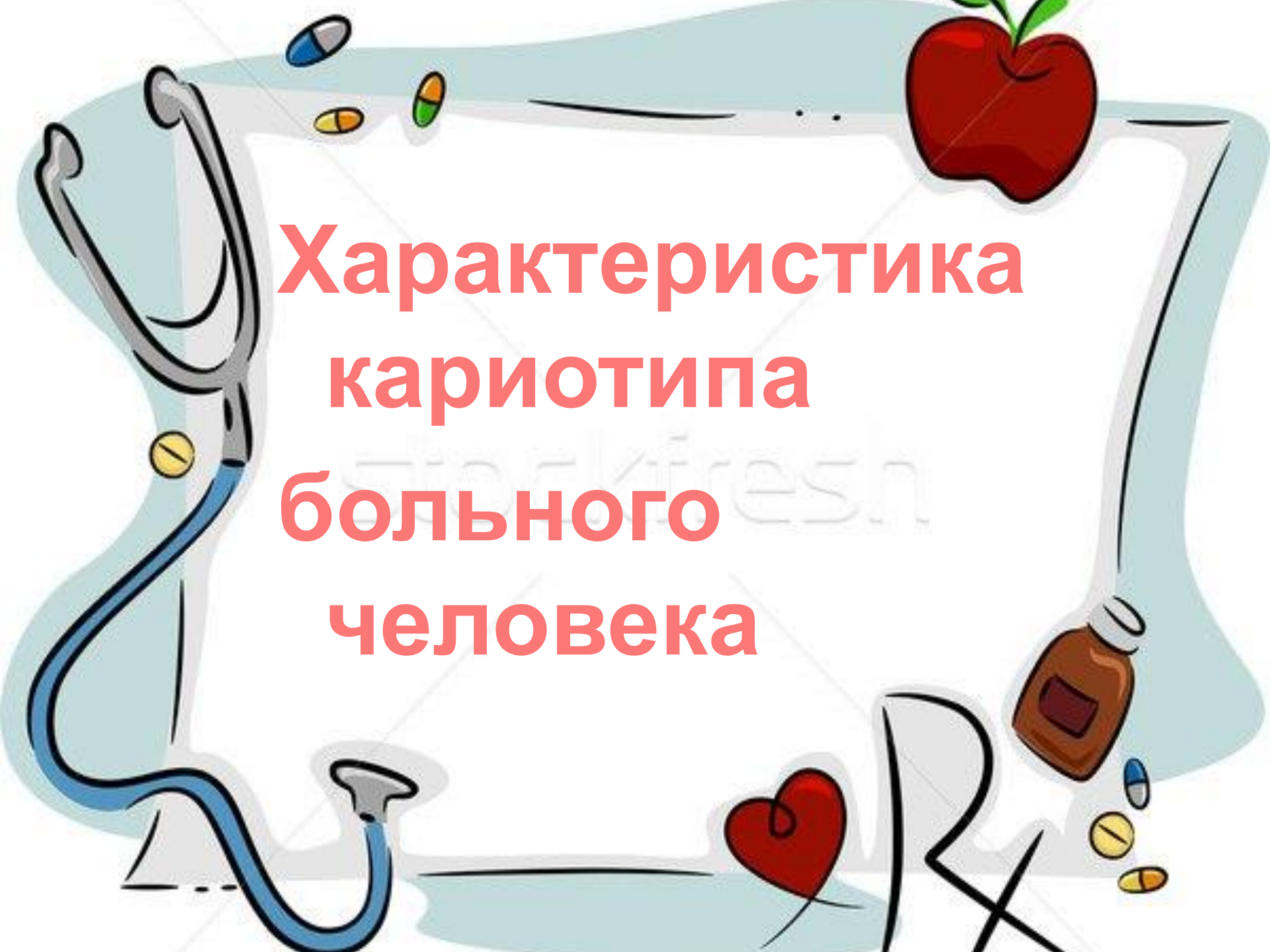
**Расмус  
Бартолин  
( 1625-1698)**



# История возникновения болезни



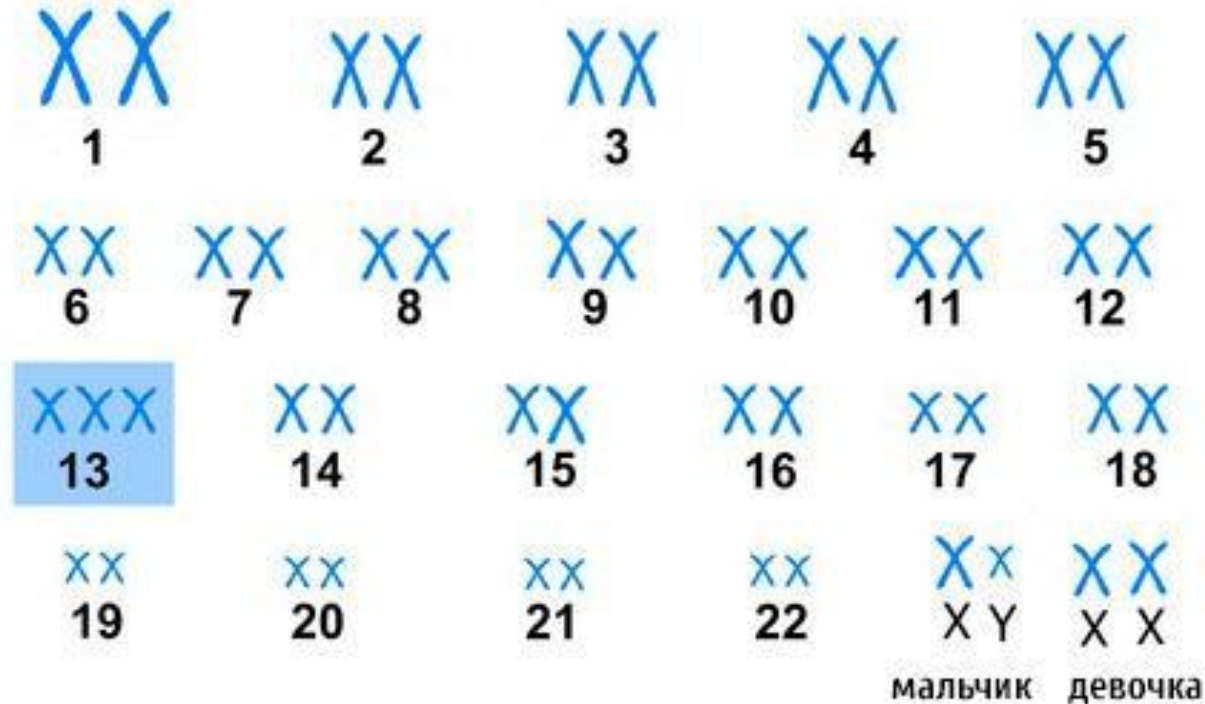
**Клаус Патау  
(1908-1975)**

A light blue, rounded rectangular frame contains various medical and health-related icons: a stethoscope on the left, several colorful pills (blue, yellow, green, orange) at the top, a red apple at the top right, a red heart at the bottom, and a brown medicine bottle with pills and an 'RX' symbol at the bottom right. The text is centered in red.


**Характеристика  
кариотипа  
больного  
человека**

# Характеристика Кариотипа

## КАРИОТИП СИНДРОМА ПАТАУ



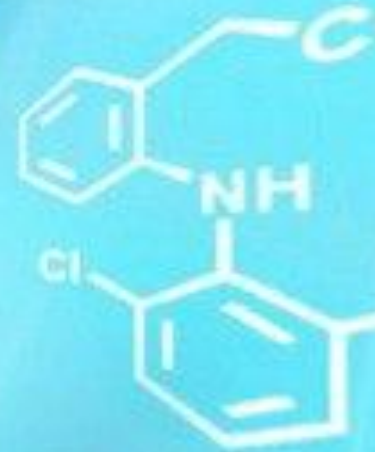


A light blue, rounded rectangular frame contains various medical and health-related icons. On the left, a stethoscope is draped vertically. At the top, there are several colorful pills (blue, yellow, green, orange). In the top right corner is a red apple. At the bottom right, there is a brown medicine bottle, a red heart, and more pills. A large 'RX' symbol is partially visible at the bottom right. The text is centered within the frame.

# Характеристика фенотипа больного человека



# Характеристика Фенотипа

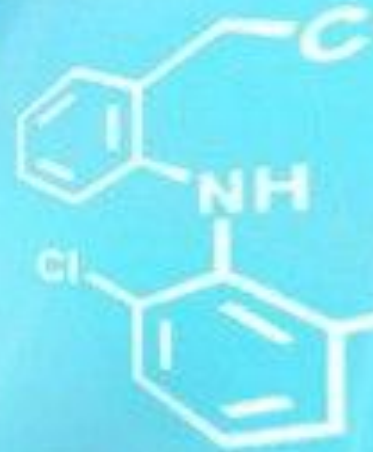


# Характеристика Фенотипа





# Характеристика Фенотипа



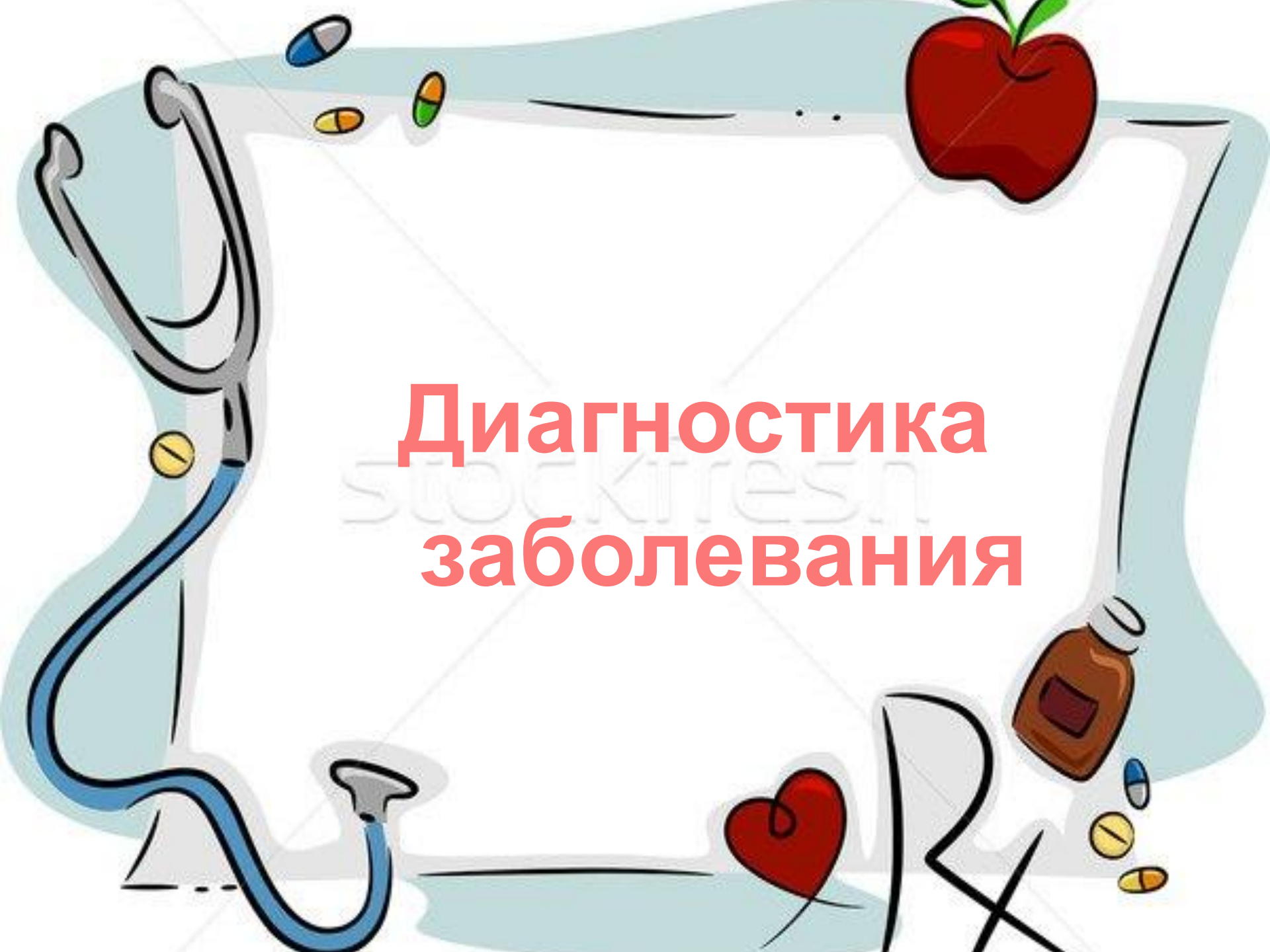


# Характеристика Фенотипа

## Синдром Патау



[MedUniver.com](http://MedUniver.com)  
все по медицине

A light blue, rounded rectangular frame contains various medical and health-related icons. On the left, a stethoscope is shown. At the top, there are several pills in different colors (blue, yellow, green, orange). On the right, there is a red apple. At the bottom, there is a red heart, a brown medicine bottle, and more pills. A large 'RX' symbol is also present at the bottom right. The background has a faint 'stockfresh' watermark.

# Диагностика заболевания



# Диагностика

установление

биохимического  
маркера



УЗИ



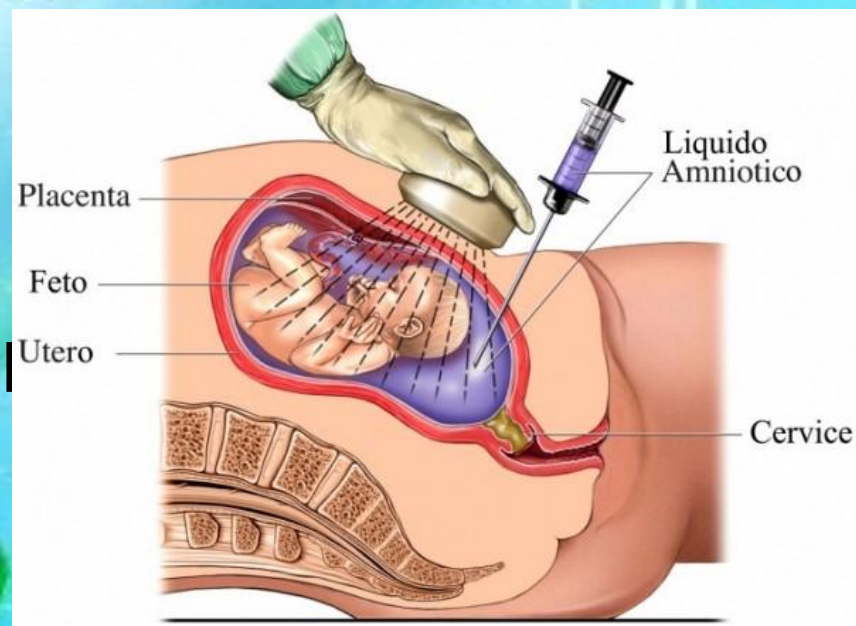


# Диагностика

## пункция околоплодно й жидкости



## биопсия зародышевой оболочки



A light blue, hand-drawn style frame surrounds the central text. The frame is decorated with various medical and health-related icons: a stethoscope on the left, a red apple at the top right, a red heart at the bottom center, a brown medicine bottle on the bottom right, and several colorful pills (blue, yellow, green, orange) scattered around the frame. The background is white with a faint, light blue watermark that reads 'SOCHI TEST'.

# ЛЕЧЕНИЕ ЗАБОЛЕВАНИЯ



# Лечение





**СПАСИБО**

**ЗА**

**ВНИМАНИЕ**

