

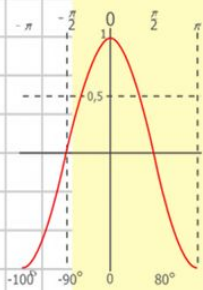
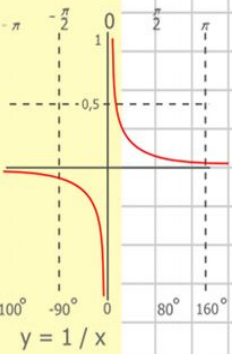
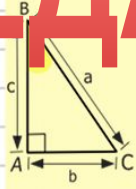
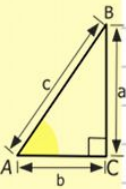
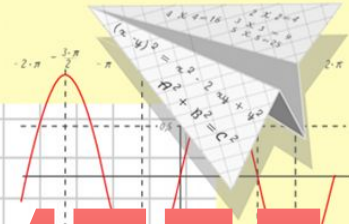
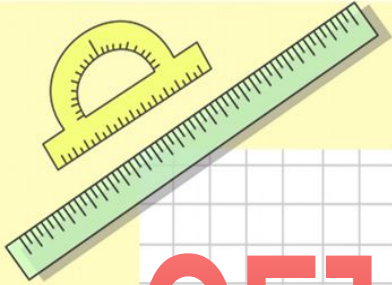
# Математик

## а

# ОБЪЁМ ПАРАЛЛЕЛЕПИПЕДА

## 5 класс

22.12.20



$$\begin{array}{r} 2500 \\ \times 42 \\ \hline 210 \\ + 84 \\ \hline 10500 \end{array}$$

- $2 \times 2 = 4$
- $3 \times 3 = 9$
- $4 \times 4 = 16$
- $5 \times 5 = 25$
- $6 \times 6 = 36$
- $7 \times 7 = 49$
- $8 \times 8 = 64$

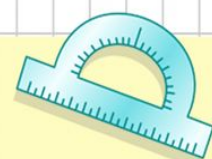


$$\frac{a}{\sin A} = \frac{b}{\sin B} = \frac{c}{\sin C}$$

$$\frac{a}{c} + \frac{b}{c} = \frac{a+b}{c}$$

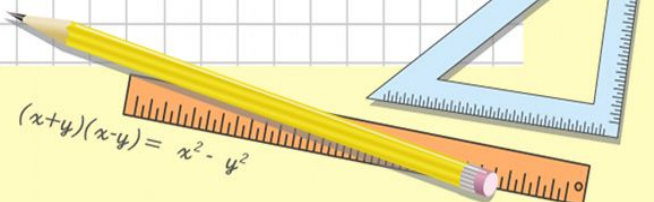


$$\sin 90^\circ = 1$$



$$\begin{cases} y = \sin 90 \\ x = 25y + 45 \end{cases}$$

$$\begin{cases} y = 1 \\ x = 25 + 45 \\ \hline x = 70 \end{cases}$$



$$(x+y)(x-y) = x^2 - y^2$$

# тест

1) Любой прямоугольный параллелепипед состоит из граней. Их у него:

а)12

б)8

в)6

г)10

2) У каждого параллелепипеда есть рёбра. Это:

а)Прямоугольники

б)Прямые

в)Треугольник

г)Отрезки

3) У куба все рёбра:

а)Попарно равны

б)Разные

в)Равны

г)Другой ответ

4) У параллелепипеда противоположные грани:

а)Равны

б)Квадраты

в)Разные

г)Другой ответ

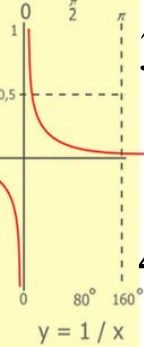
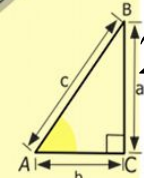

5) Площадь поверхности параллелепипеда можно вычислить по формуле:

а) $S=4 \times (a+b+c)$


б) $S=2 \times (a \times b + b \times c + a \times c)$

в) $S=abc$

г) $S=6abc$



$$\begin{array}{r} 2500 \\ \times 42 \\ \hline 210 \\ + 84 \\ \hline 105000 \end{array}$$



$$\frac{a}{A} = \frac{b}{\sin B} = \frac{c}{\sin C}$$

$$\frac{a}{c} + \frac{b}{c} = \frac{a+b}{c}$$

$$\sin 90^\circ = 1$$

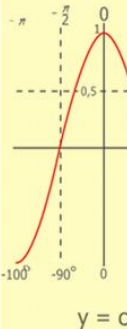
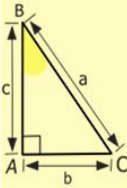


$$\begin{cases} y = \sin 90 \\ x = 25y + 45 \end{cases}$$

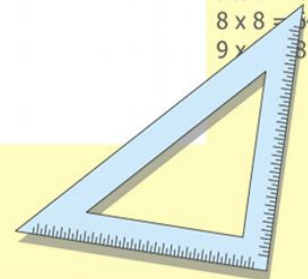
$$\begin{cases} y = 1 \\ x = 25 + 45 \end{cases}$$

$$x = 70$$

$$(x+y)(x-y) = x^2 - y^2$$

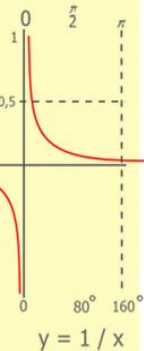
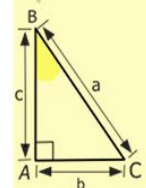
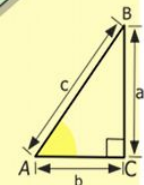
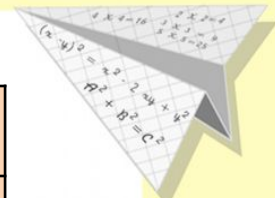



2 x 2 =	4
3 x 3 =	9
4 x 4 =	16
5 x 5 =	25
6 x 6 =	36
7 x 7 =	49
8 x 8 =	64
9 x 9 =	81



# КЛЮЧ К ТЕСТУ

1	2	3	4	5
В	Г	В	а	б



$$\begin{array}{r} 1 \\ 2500 \\ \times 42 \\ \hline 210 \\ + 84 \\ \hline 105000 \end{array}$$

- 2 x 2 = 4
- 3 x 3 = 9
- 4 x 4 = 16
- 5 x 5 = 25
- 6 x 6 = 36
- 7 x 7 = 49
- 8 x 8 = 64
- 9 x 9 = 81



$$\frac{a}{\sin A} = \frac{b}{\sin B} = \frac{c}{\sin C}$$

$$\frac{a}{c} + \frac{b}{c} = \frac{a+b}{c}$$

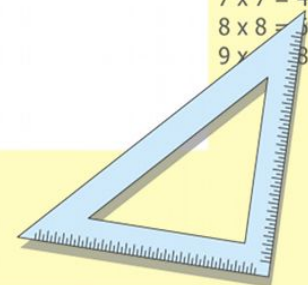
$$\sin 90^\circ = 1$$



$$\begin{cases} y = \sin 90 \\ x = 25y + 45 \end{cases}$$

$$\begin{cases} y = 1 \\ x = 25 + 45 \\ \hline x = 70 \end{cases}$$

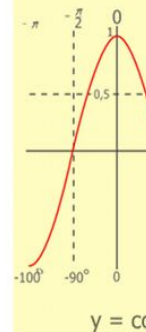
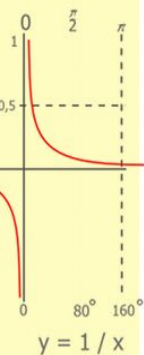
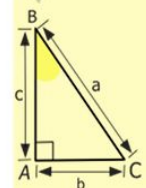
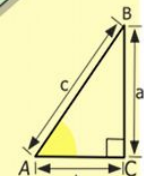
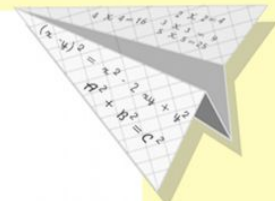

$$(x+y)(x-y) = x^2 - y^2$$



Важным свойством тела является его **вместимость**.

**Вместимость** фигуры характеризуют объемом.

За единицу измерения объема принимают объем единичного куба.



$$\begin{array}{r} \frac{1}{2} 500 \\ \times 42 \\ \hline 210 \\ + 84 \\ \hline 105000 \end{array}$$

- $2 \times 2 = 4$
- $3 \times 3 = 9$
- $4 \times 4 = 16$
- $5 \times 5 = 25$
- $6 \times 6 = 36$
- $7 \times 7 = 49$
- $8 \times 8 = 64$
- $9 \times 9 = 81$



$$\frac{a}{\sin A} = \frac{b}{\sin B} = \frac{c}{\sin C}$$

$$\frac{a}{c} + \frac{b}{c} = \frac{a+b}{c}$$

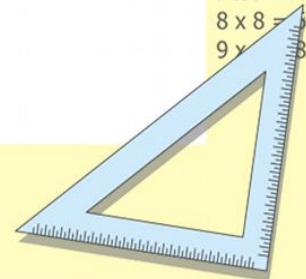
$$\sin 90^\circ = 1$$



$$\begin{cases} y = \sin 90 \\ x = 25y + 45 \end{cases}$$

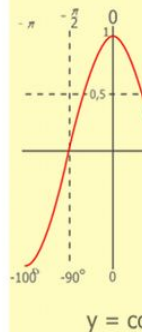
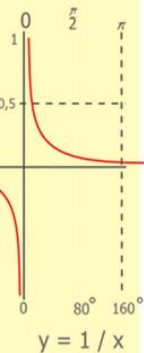
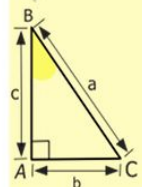
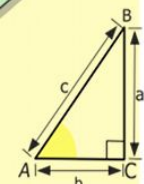
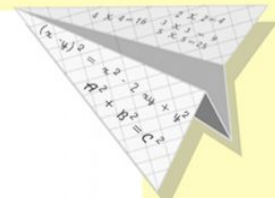
$$\begin{cases} y = 1 \\ x = 25 + 45 \\ \hline x = 70 \end{cases}$$

$$(x+y)(x-y) = x^2 - y^2$$




# ЕДИНИЦЫ ОБЪЁМА

- кубический миллиметр (1 мм<sup>3</sup>)
- кубический сантиметр (1 см<sup>3</sup>)
- кубический дециметр (1 дм<sup>3</sup>)
- кубический метр (1 м<sup>3</sup>)
- кубический километр (1 км<sup>3</sup>)
- 1 дм<sup>3</sup> = 1 л (литр)



$$\begin{array}{r} 1 \\ 2500 \\ \times 42 \\ \hline 210 \\ + 84 \\ \hline 105000 \end{array}$$

- 2 x 2 = 4
- 3 x 3 = 9
- 4 x 4 = 16
- 5 x 5 = 25
- 6 x 6 = 36
- 7 x 7 = 49
- 8 x 8 = 64
- 9 x 9 = 81



$$\frac{a}{\sin A} = \frac{b}{\sin B} = \frac{c}{\sin C}$$

$$\frac{a}{c} + \frac{b}{c} = \frac{a+b}{c}$$

$$\sin 90^\circ = 1$$

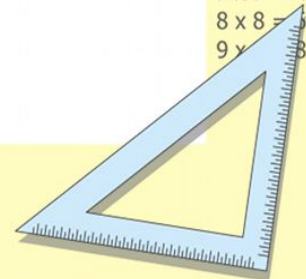


$$\begin{cases} y = \sin 90 \\ x = 25y + 45 \end{cases}$$

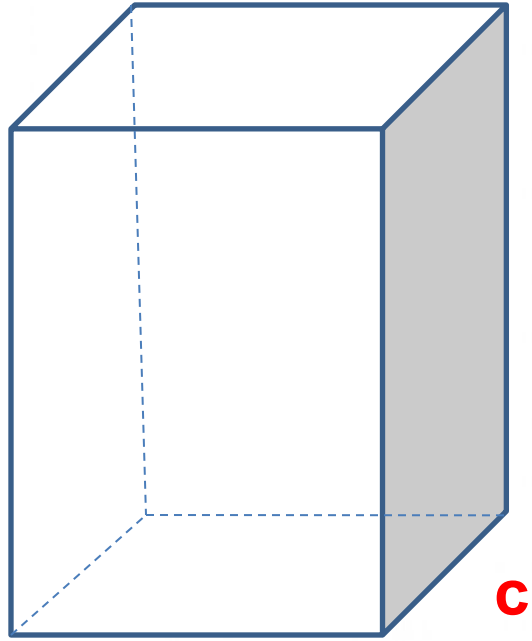
$$\begin{cases} y = 1 \\ x = 25 + 45 \end{cases}$$

$$x = 70$$

$$(x+y)(x-y) = x^2 - y^2$$

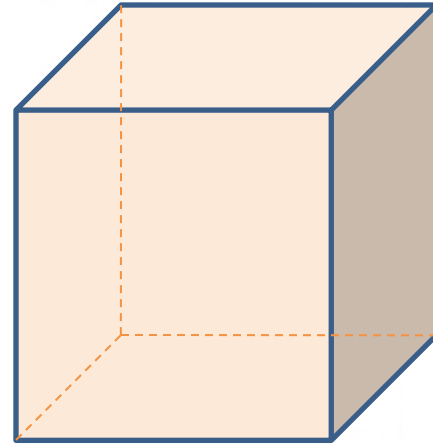


# ФОРМУЛЫ ОБЪЁМОВ ПАРАЛЛЕЛЕПИПЕДА И КУБА



**V**

$$V=abc$$



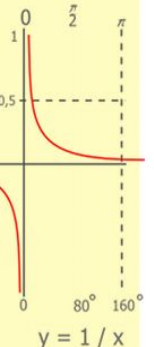
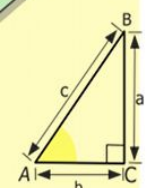

**a**

**a**

**a**

$$V=a^3$$

**Внимание!** При вычислениях все измерения должны быть выражены в одинаковых единицах.




$\frac{1}{2} 500$   
 $\times 42$   

---

 $210$   
 $+ 84$   

---

 $105000$



$$\frac{a}{\sin A} = \frac{b}{\sin B} = \frac{c}{\sin C}$$

$$\frac{a}{c} + \frac{b}{c} = \frac{a+b}{c}$$

$$\sin 90^\circ = 1$$



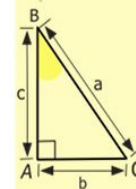
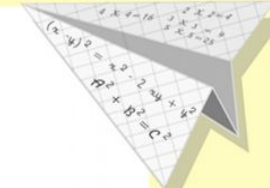
$$\begin{cases} y = \sin 90^\circ \\ x = 25y + 45 \end{cases}$$

$$\begin{cases} y = 1 \\ x = 25 + 45 \end{cases}$$

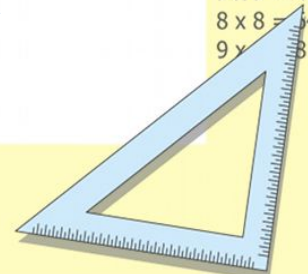

---


$$x = 70$$

$$(x+y)(x-y) = x^2 - y^2$$



- $2 \times 2 = 4$
- $3 \times 3 = 9$
- $4 \times 4 = 16$
- $5 \times 5 = 25$
- $6 \times 6 = 36$
- $7 \times 7 = 49$
- $8 \times 8 = 64$
- $9 \times 9 = 81$



# Решение задач

**№828**

**Образец:**

$$2\text{дм}^3 135\text{см}^3 = 2000\text{см}^3 + 135\text{см}^3 = 2135\text{ см}^3$$

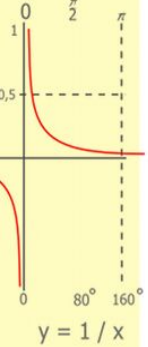
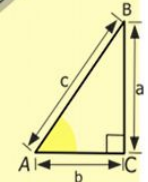

$$5\text{м}^3 67\text{дм}^3 = 5000\text{ дм}^3 + 67\text{ дм}^3 = 5067\text{ дм}^3$$

$$16247000\text{см}^3 = 16247\text{дм}^3 = 16\text{м}^3 247\text{ дм}^3$$


**№ 843**

**№844**

**№847**



$$\begin{array}{r} \frac{1}{2} 500 \\ \times 42 \\ \hline 210 \\ + 84 \\ \hline 105000 \end{array}$$



$$\frac{a}{A} = \frac{b}{\sin B} = \frac{c}{\sin C}$$

$$\frac{a}{c} + \frac{b}{c} = \frac{a+b}{c}$$

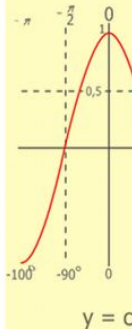
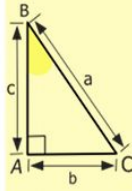
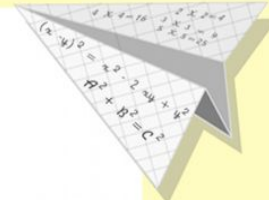
$$\sin 90^\circ = 1$$



$$\begin{cases} y = \sin 90 \\ x = 25y + 45 \end{cases}$$

$$\begin{cases} y = 1 \\ x = 25 + 45 \\ \hline x = 70 \end{cases}$$

$$(x+y)(x-y) = x^2 - y^2$$



$$\begin{array}{l} 2 \times 2 = 4 \\ 3 \times 3 = 9 \\ 4 \times 4 = 16 \\ 5 \times 5 = 25 \\ 6 \times 6 = 36 \\ 7 \times 7 = 49 \\ 8 \times 8 = 64 \\ 9 \times 9 = 81 \end{array}$$

