



DIRECTIONS

ONS

Part 2

By
kev



1st (first)

2nd (second)


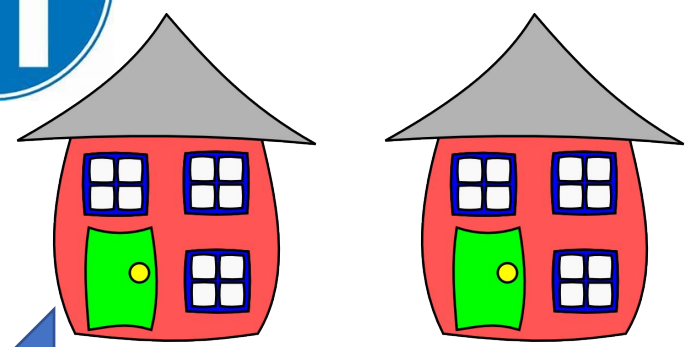
3rd (third)

Next to

Behind

Opposite

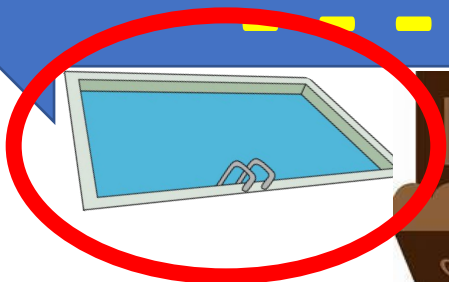
At the traffic lights



Go straight ahead
and turn left.


The swimming
pool is on the left

pool is on the left



Next to the
coffee shop




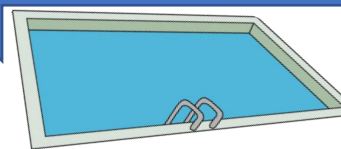
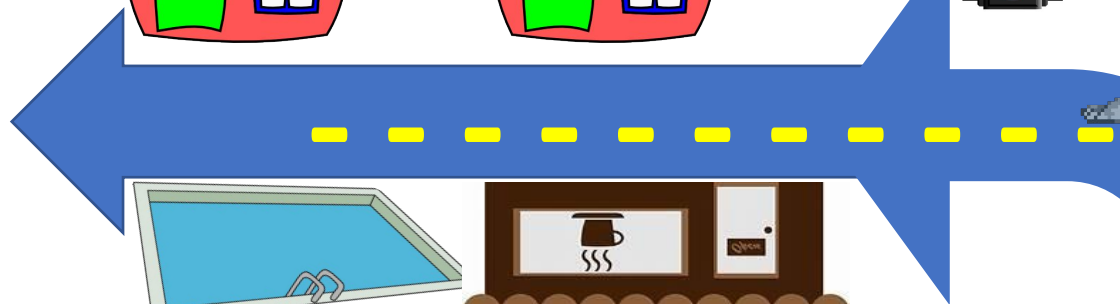


Go straight ahead
and turn left.

The car is



behind

the coffee shop
on the left.



Go straight ahead
and turn right.
The police station
is on
the left.
Opposite 7/11





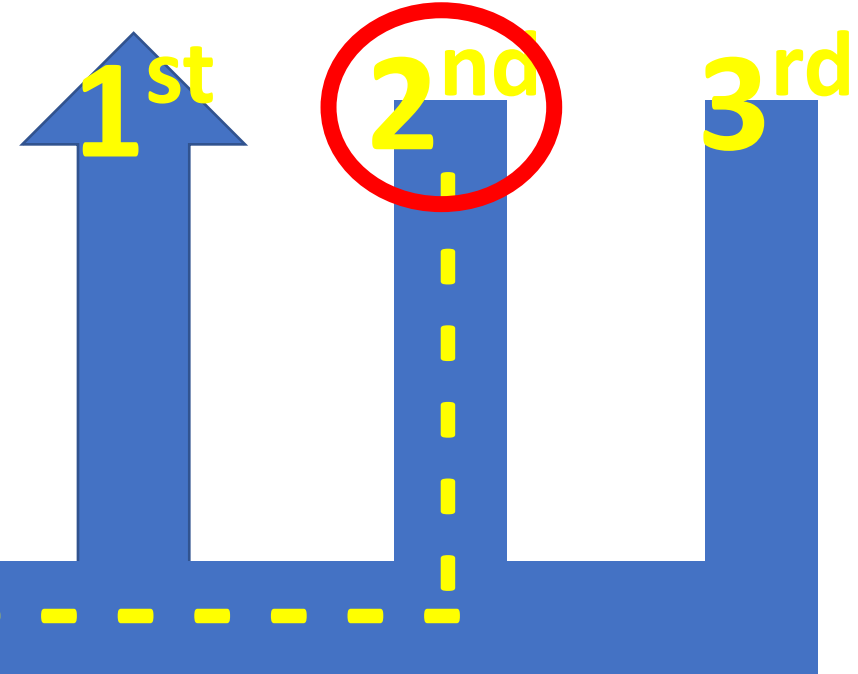

Take the
turning
right.




1st



2nd

3rd



Take the 2nd turning left.





Take the
turning
right.



1st

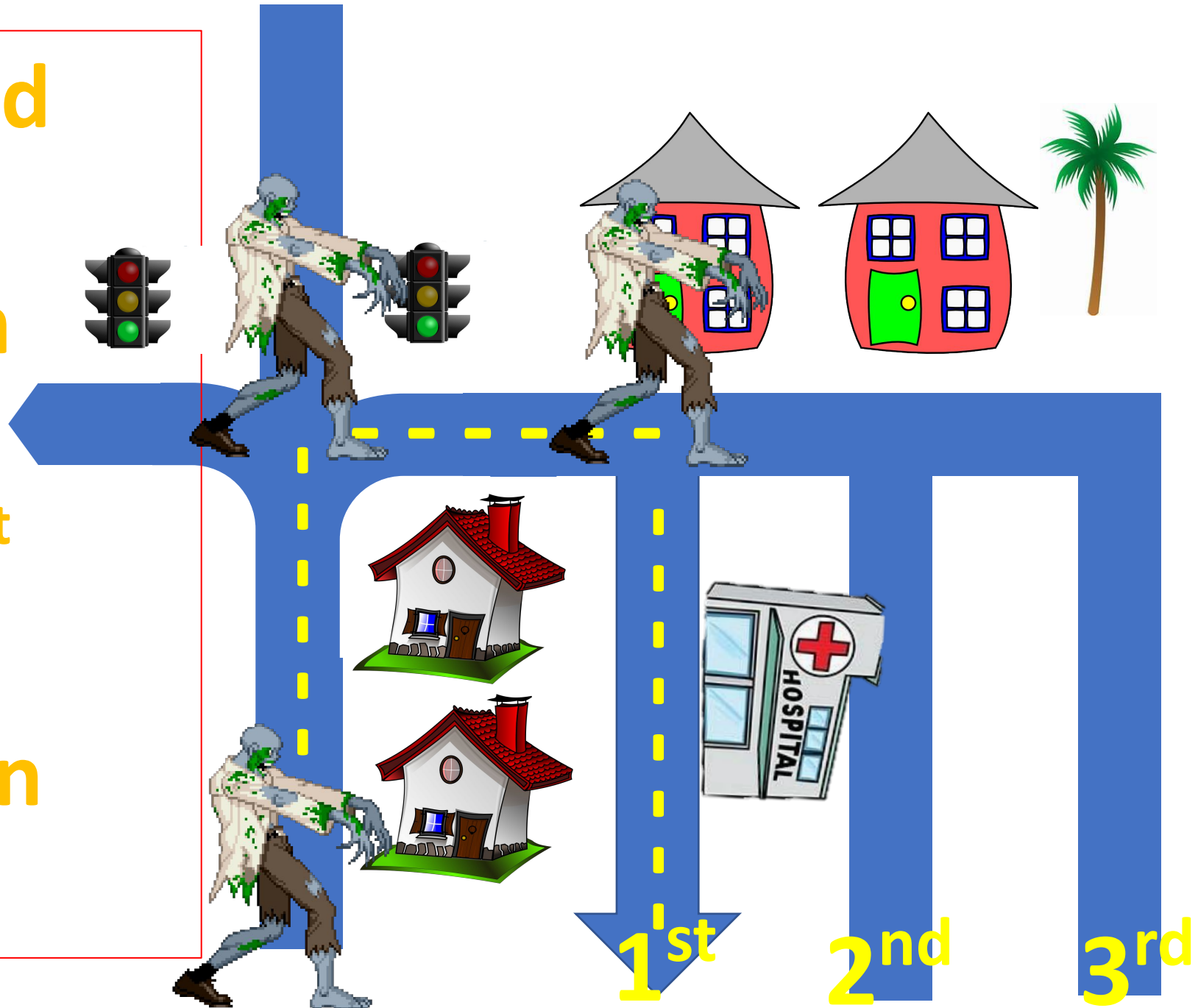
2nd

3rd

Go straight ahead
and at the
traffic lights turn
right.

Then take the 1st
turning right.

The hospital is on
the left



A stylized illustration of a road with a sunburst effect in the background. The road is dark grey with white dashed lines and a white arrow pointing forward. The road curves to the right. The background is a bright blue sky with white rays emanating from a central point on the horizon. The foreground is green grass. The text is overlaid on the image in a yellow, bold font.

**Go straight ahead and at the
traffic lights turn right.
Then take the 1st turning right.
The hospital is on the left**



Write the
directions to
the shop.



1st

2nd

3rd

