

Lesson 3



Welcome to English lesson




Good
morning

Let's sing days of a week song



Let's sing months of year song



The sounds revising today

n

o

p

r

s


t

n

Let's revise the formation.

A large, bold, black lowercase letter 'n' is centered on a white background. To the left and right of the letter are two vertical yellow bars of equal height, extending from the top of the letter to the bottom of the frame. The letter 'n' is formed with a thick, rounded stroke, starting from the top left, curving down and to the right, then curving back up and to the right to form the top of the letter, and finally curving down and to the right to form the bottom of the letter.

words start with n sound.



needle



nest

n




nuts

9


nine

O


Let's revise the formation.



words start with o sound.




octopus



ox

O



orange



ostrich


p

Let's revise the formation.



p

words start with o sound.



penguin



pizza

P



pirate



panda

r


Let's revise the formation.



words start with r sound.



rat



rabbit

r



rainbow




ring

S

Let's revise the formation.

A large, bold, black letter 'S' is centered on a white background. The letter is thick and has a smooth, rounded shape. On either side of the letter, there is a vertical yellow bar that extends from the top to the bottom of the letter's height.

words start with s sound.




snake




soap


S



sun



star



Let's revise the formation.





words start with **t** sound.




tree



table



tiger



tap