

What's the date?

What's the date today?

It's the

What was the date yesterday?

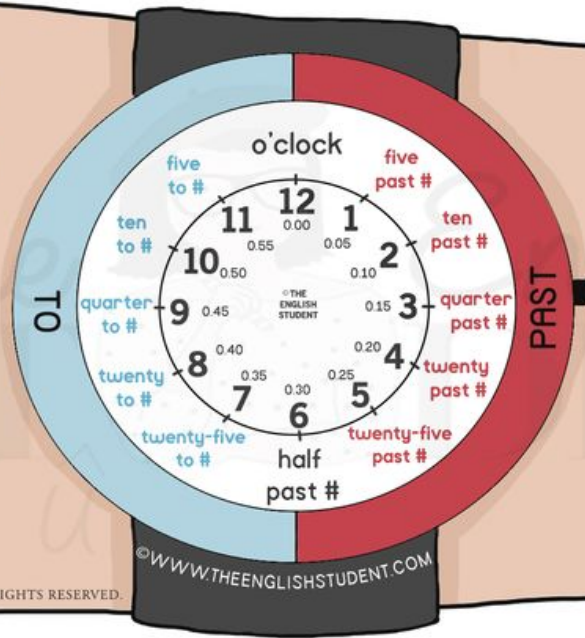
It was the

What's the date tomorrow?

It will be the



TELLING the TIME



Examples

12:00 = TWELVE O'CLOCK



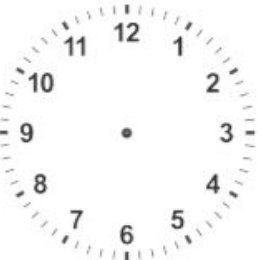
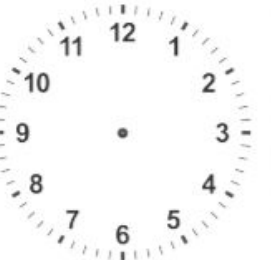


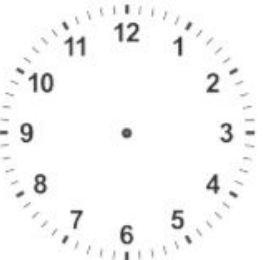
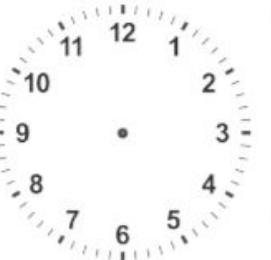



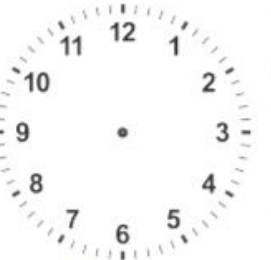
12:05 = FIVE PAST TWELVE / TWELVE O'FIVE

12:20 = TWENTY PAST TWELVE / TWELVE TWENTY









12:30 = HALF PAST TWELVE / TWELVE THIRTY

12:50 = TEN TO ONE / TWELVE FIFTY

When do u wake up?

 <p>wake up</p>	 <p>have breakfast</p>	 <p>have a shower</p>	 <p>arrive at class</p>
 <p>drink coffee</p>	 <p>have lunch</p>	 <p>finish studying</p>	 <p>read</p>
 <p>surf the Internet</p>	 <p>listen to music</p>	 <p>go shopping</p>	 <p>go to the gym</p>

When do u play sport?


 <p>play sport</p>	 <p>watch TV</p>	 <p>cook dinner</p>	 <p>have dinner</p>
 <p>visit friends</p>	 <p>go to bed</p>	 <p>_____</p>	 <p>_____</p>


<https://www.youtube.com/watch?v=B8JDgBMowco>

[8JDgBMowco](https://www.youtube.com/watch?v=B8JDgBMowco)







 Hello! Hi! Hey! / *Здравствуйте! Привет! Приветик!*
 How are you? = How're you? / *Как дела?*
 How are you doing? = How you doing? / *Как поживаешь?*
 What's up! / *Как дела? Что происходит?*
 Hi there!
 Hello there!
 Hey there!

 **Диалоги**

1. — Hi! How're you? / *Привет! Как дела?*
 — I'm good, thanks. Yourself? / *Хорошо, спасибо. Ты как?*
 — I'm also good. Thank you. / *Тожe хорошо. Спасибо.*
2. — Hi! How are you doing? / *Привет! Как дела?*
 — Good, thank you. Yourself? / *Очень хорошо, спасибо. У тебя?*
 — Very well, thanks. / *Очень хорошо, спасибо.*
3. — Hey! What's up? / *Привет! Как дела?*
 — Nothing much. / *Ничего особенного.*

При встрече часто спрашивают про родственников или друзей. Схема вопроса такая же.

 How's your wife? / *Как дела у твоей жены?*
 How's your husband? / *Как дела у твоего мужа?*
 How are your kids? / *Как ваши дети?*
 How's Jim? / *Как поживает Джим?*
 How's Cathy? / *Как поживает Кэти?*
 How's Bill? / *Как дела у Билла?*
 How's your father? / *Как поживает твой отец?*
 How's your mother? / *Как дела у твоей мамы?*
 How's Sarah? / *Как дела у Сары?*
 How's Johnny? / *Как поживает Джонни?*

 **Диалоги**

1. — Hi! How are you? / *Привет! Как дела?*
 — Good, thanks. Yourself? / *Хорошо, спасибо, а у тебя?*
 — Good. How's Cathy? / *Хорошо. Как поживает Кэти?*
 — She's good. / *Хорошо.*
 — How's your father? / *Как дела у твоего отца?*
 — He's been ill lately, but he's getting better now. / *В последнее время он болел, но сейчас ему уже лучше.*
2. — Hello! How are you doing? / *Привет! Как поживаешь?*
 — I'm OK, thanks. Yourself? / *Хорошо, спасибо. А ты?*
 — Not bad. / *Неплохо.*
 — How's your wife? / *Как твоя жена?*
 — She's good. / *Хорошо.*
 — How are your kids? / *Как ваши дети?*
 — They're good. / *У них все в порядке.*
 — How's your job? / *Как твоя работа?*
 — It's good. Thanks for asking. / *Хорошо. Спасибо, что спросил.*

Let`s practice!






Упражнение 1

Заполните пропуски подходящими фразами из рамки.

What's been happening in your life?		How are your kids?
She's good.	I was out of town.	Good, ... Yourself?
I'm also good,	Nothing much.	Just fine!
Same old, same old.	Where have you been?	It's been a long time!
I'm fine,	What's new?	He's good.
It's good.	Thanks for asking.	How're you?
...it's never long enough.	Was it for business or travel?	...but he's getting better now.
What's up?	Good, thanks. (2)	How was it?
Congratulations!	Where have you been?	

- Hi!?
—, thanks.?
— I'm also good, thank you.
- Hello! How are you doing?
—, thank you. Yourself?
—, thank you.
- Hey! What's up?
—
- Hello, Jane! How are you?
—
— How's your job?
—
— How's your husband?
—
—?
— They're good.

- Hey, Jack! How're you?
—
— How's Sandra?
—
— How's your father?
— He was sick, Thanks for asking.
- Hi, Bill! How are you? I haven't seen you around lately.?
— Oh, I spent two weeks in Germany.
—?
— No, I was just visiting my friends in Berlin.
- Gosh, Barbara! Is that you?!
How've you been?
—!
How're you??
— Not much has been going on.
- Hey, Sam!
— Hey!?
— You are so tan!?
— I just got back from Jamaica.
— Cool!?
— It was absolutely fantastic. You know,
- Hey, Bill!?
— I just got a promotion at work!
— That's wonderful news!





Упражнение 2

Выберите наиболее подходящее продолжение фразы или ответ на нее.

1. Hello! How are you doing?
 - a) I'm good, thanks.
 - b) Nothing much.
 - c) Thanks for asking.
2. Hey, Sarah! You look great! You haven't changed a bit!
 - a) That's great news!
 - b) Thanks. You look great too.
 - c) I'm glad for myself.
3. Sandra! Hello! How are you? I haven't seen you for ages!
 - a) How was it?
 - b) How've you been?
 - c) Where have you been?
4. Hey, Tom! How're you? You are so tan! Where have you been?
 - a) Oh, it's just the natural color of my skin.
 - b) Today I am more brown than usual.
 - c) I just got back from Thailand.
5. Hi, Pam! What's new?
 - a) I just got a promotion at work.
 - b) I'm fine, thank you.
 - c) I was out of town.





Упражнение 3

Выберите наиболее подходящее объяснение фразы.


1. What's up?
 - a) What is there overhead?
 - b) What's going on?
 - c) What has got up?
2. It's been ages since I last saw you.
 - a) I haven't seen you for a long time.
 - b) We last met one hundred years ago.
 - c) You were the last person I saw.

3. I just got a promotion at work.
 - a) I got a raise at work.
 - b) I got a better position at work.
 - c) I just got a new job.
4. I haven't seen you around lately.
 - a) I have seen you somewhere else, but not around myself.
 - b) I wanted to meet with you, but I didn't have time.
 - c) We haven't met for some time.
5. You are so tan.
 - a) You burned your skin.
 - b) You have a suntan.
 - c) You are an African.

<https://learnenglishteens.britishcouncil.org/skills/listening/beginner-a1-listening/describing-people>



LearnEnglish teens |   Describing people

Listen to the conversation and do the exercises to practise and improve your listening skills.



▶ Instructions

▶ Preparation

▶ 0:00 / 1:42  

Download

HELP & SUPPORT


- ▶ Covid-19 learning support
- ▶ Find content for your English level
- ▶ CEF levels
- ▶ Getting started
- ▶ House rules


COURSES


- ▶ Find an English course


Top Post


Viewed Liked Commented

The influencers making a difference on TikTok 

How can more women get into politics? 

Did you ever post mean comments online? 

Let It Happen: The three Dutch dancing sisters 

Windows taskbar:  ENG 21:32

[https://www.youtube.com/watch?v=u](https://www.youtube.com/watch?v=uQafsf8_wkI)

[Qafsf8_wkI](https://www.youtube.com/watch?v=uQafsf8_wkI)



The screenshot shows a YouTube video player interface. The main video is titled "Describing People" and is part of a series called "Bilgeceingilizce English video lessons". The video features a cartoon character holding a pencil and a briefcase, standing on a crumpled paper background. The video player shows a progress bar at 0:08 / 3:37. Below the video, the title "Describing People" is displayed, along with 146,315 views and a date of 6 May 2018. The channel name "bilgeceingilizce" is shown with 15,800 subscribers and a "ПОДПИСАТЬСЯ" (Subscribe) button. A description below the video reads: "Describing people ESL video lesson. - Created using PowToon - Free sign up at <http://www.powtoon.com/youtube/> - Create animated videos and animated presentations for free. PowToon is a free tool that allows you to develop cool animated clips and animated presentations for your business, training courses, sales presentations, as well as your own creative projects." The right sidebar contains several recommended videos, including "Fun Math Games", "Monday - Preschool Circle Time - Learn at Home...", "Hello 안녕하세요 Learn Korean for Kids - Numbers, Colors & More", "Hello Привет Learn Russian for Kids - Numbers, Colors & More", "Speaking Cartoon | 45 minutes Kids Dialogues | Easy...", "¡Fantástico! Learn Spanish for Kids - Useful Phrases for Beginners", and "Speaking Story | 50 minutes Kids cartoon Dialogues | Easy...". The browser's address bar shows the URL "youtube.com/watch?v=uQafsf8_wkI".



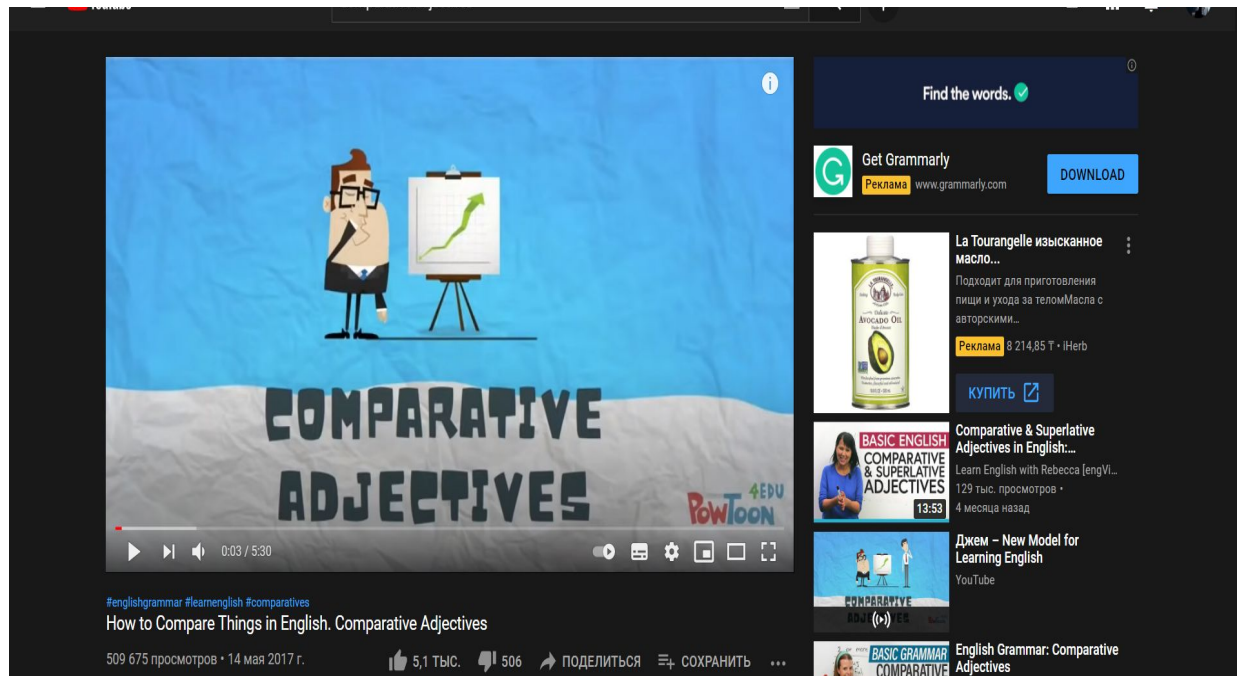
4 1.14 Choose the correct words from the box.
Then listen, check and repeat.

funny brown intelligent short
blue straight good-looking old

1 *straight*



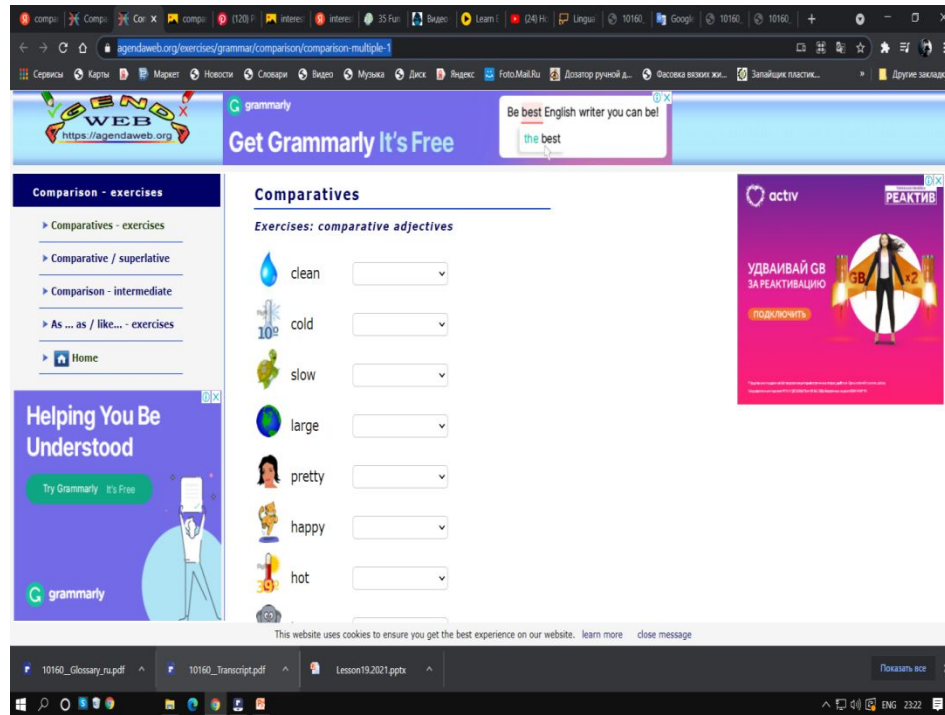
<https://www.youtube.com/watch?v=vj3SbCwQd9I>



The image shows a YouTube video player interface. The main video frame displays a cartoon character with glasses and a suit standing next to a whiteboard with a green line graph. Below the character, the text "COMPARATIVE ADJECTIVES" is written in large, bold, black letters. The video player includes a progress bar at the bottom of the frame showing 0:03 / 5:30. Below the video frame, the video title "How to Compare Things in English. Comparative Adjectives" is visible, along with engagement metrics: 509,675 views, 5.1k likes, and 506 comments. The video was uploaded on May 14, 2017. To the right of the video player, there is a sidebar with several recommendations. The top recommendation is for "Get Grammarly" with a "DOWNLOAD" button. Below that is an advertisement for "La Tourangelle" avocado oil. The next recommendation is a video titled "BASIC ENGLISH: COMPARATIVE & SUPERLATIVE ADJECTIVES" with a duration of 13:53. Below that is a video titled "Джем – New Model for Learning English". The bottom recommendation is "English Grammar: Comparative Adjectives".



<https://agendaweb.org/exercises/grammar/comparison/comparison-multiple-1>



The screenshot shows a web browser window displaying the Grammarly website. The address bar shows the URL: <https://agendaweb.org/exercises/grammar/comparison/comparison-multiple-1>. The page title is "Comparatives". The main content area is titled "Comparatives" and "Exercises: comparative adjectives". It lists several adjectives with corresponding icons and dropdown menus for selection:

- clean
- cold
- slow
- large
- pretty
- happy
- hot

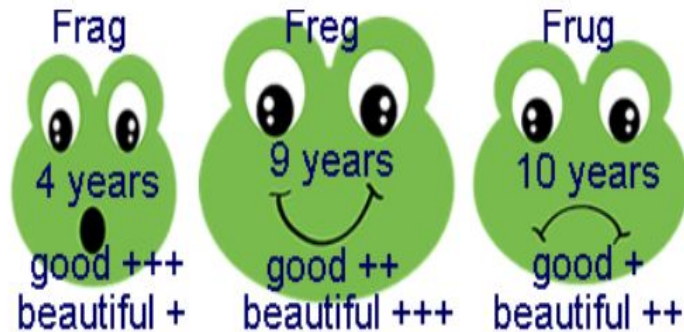
There are also several advertisements on the page, including one for Grammarly ("Get Grammarly It's Free") and one for "activ" ("УДВАИВАЙ GB ЗА РЕАКТИВНОСТЬ"). The browser's taskbar at the bottom shows several open files: "10160_Glossary_ru.pdf", "10160_Transcript.pdf", and "Lesson19.2021.pptx".



<https://agendaweb.org/exercises/grammar/comparison/comparatives-2>

Comparatives

Exercises: comparative adjectives



Practice!

- [https://www.liveworksheets.com/worksheets/en/English as a Second Language \(ESL\)/Comparatives and superlatives/Comparison of short adjectives_pg1720fb](https://www.liveworksheets.com/worksheets/en/English_as_a_Second_Language_(ESL)/Comparatives_and_superlatives/Comparison_of_short_adjectives_pg1720fb)



Comparatives: Short adjectives

Short adjectives ...	Spelling rules	Examples
Usually	+ er	slow → slower fast → faster tall → taller
Ending in -e	+ r	large → larger nice → nicer
Some two-syllable adjectives, especially ending in -y	-y → -i + er	hungry → hungrier happy → happier funny → funnier
Ending in a vowel + a consonant	double the consonant + er	big → bigger fat → fatter fit → fitter




COMPARATIVE ADJECTIVES

When comparing 2 things.

- *One syllable adjectives:* add -er

Cold → colder

High → higher



- *One syllable adjectives ending in one vowel + consonant:*
double the consonant and add -er

Big → bigger

Hot → hotter

NOUN 1 + verb + COMPARATIVE ADJECTIVE + THAN + NOUN 2

Southern states are colder than northern states.



Comparative adjectives



big

This box is bigger than that box



Game.

- <https://www.eslgamesplus.com/comparatives-superlatives-wild-zoo-animals-vocabulary-grammar-interactive-monkey-fun-activity/>



**SEE YOU NEXT
LESSON!**

