



Maths

Properties of Shapes



Angles at a Point



Aim

- I can recognise angles where they meet at a point and find missing angles.

Success Criteria

- I know that angles at a point total 360° .
- I can label angles correctly using capital letters.
- I can find missing angles at a point.



Types of Angle



Is the angle shown acute, obtuse or reflex?

Acute

Obtuse

Reflex



Types of Angle



Is the angle shown acute, obtuse or reflex?

Acute

Obtuse

Reflex



Types of Angle

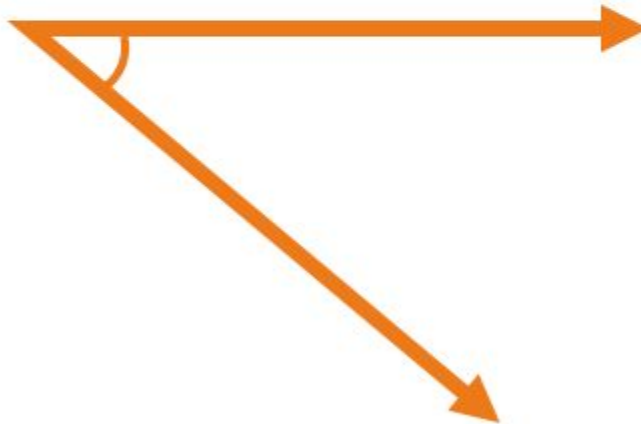


Is the angle shown acute, obtuse or reflex?

Acute

Obtuse

Reflex



Types of Angle

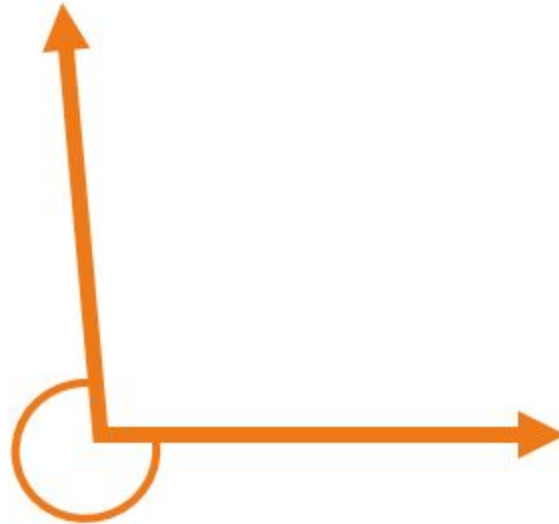


Is the angle shown acute, obtuse or reflex?

Acute

Obtuse

Reflex



Types of Angle

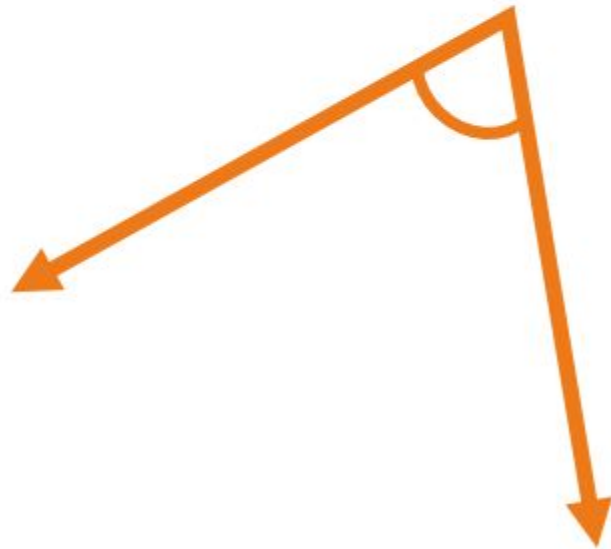


Is the angle shown acute, obtuse or reflex?

Acute

Obtuse

Reflex



Types of Angle




Is the angle shown acute, obtuse or reflex?

Acute

Obtuse

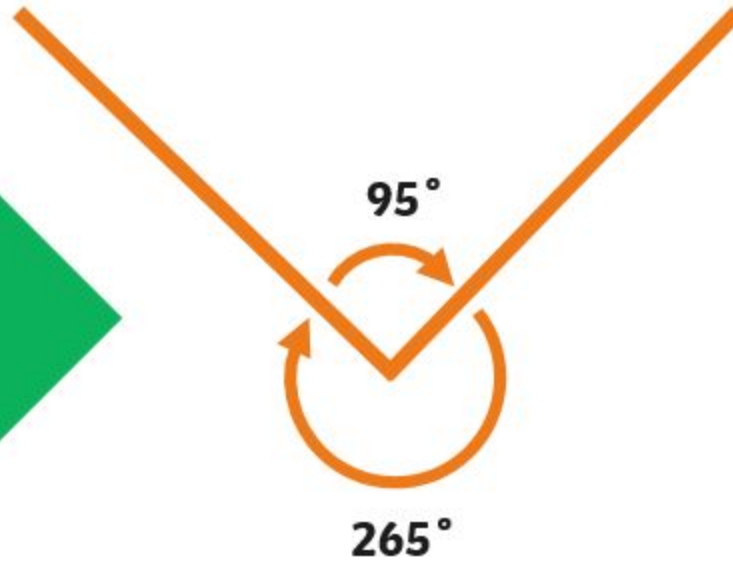
Reflex



Angles at a Point

An angle is created when two straight lines meet at a point.

Angles at a point
total 360° .



An angle is the measure of rotation from one line to the other either clockwise or anticlockwise.

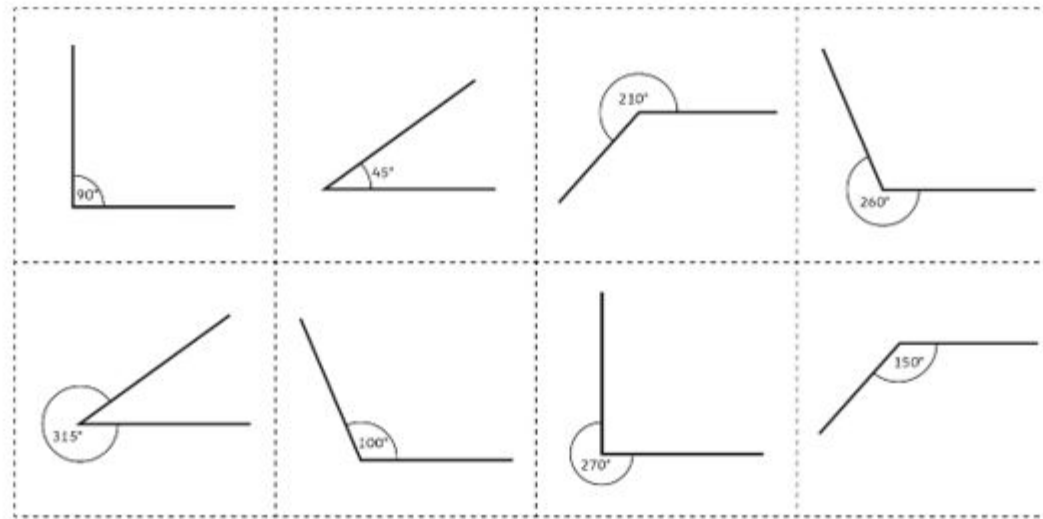


360° Angles



Work with your partner to match angle pairs which total 360° around a point.

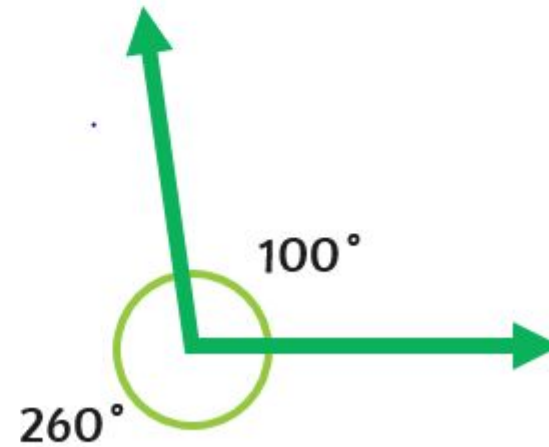
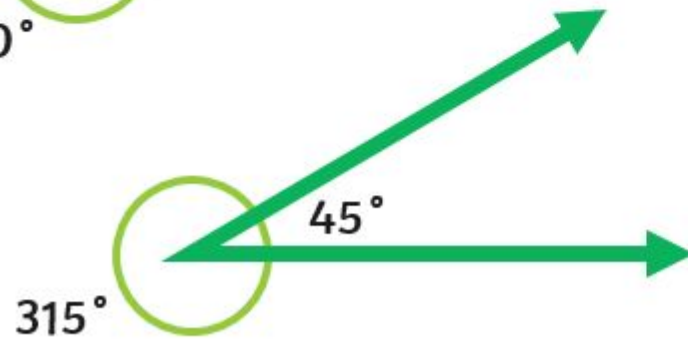
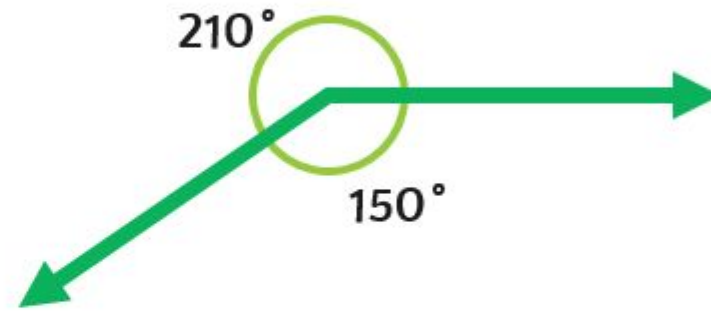
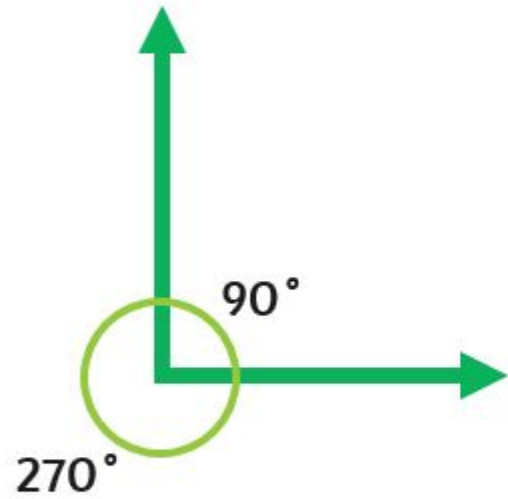
360° Angle Match Up Cards



360° Angles



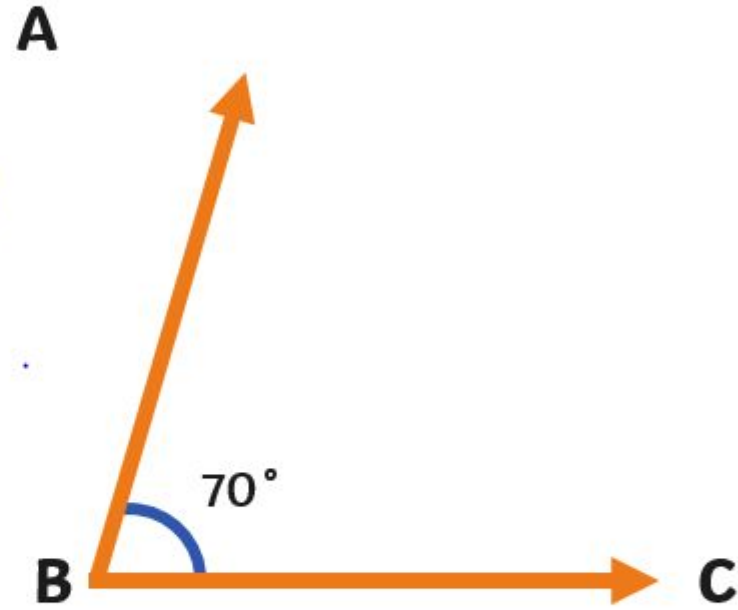
Did you find the pairs of angles that total 360° around a point?



Labelling Angles

Label an angle using three uppercase, consecutive letters. The first and third letters indicate the two lines (arms) of the angle, and the middle letter indicates the point (vertex).

To refer to an angle we use the symbol \angle and the letter of the vertex, or the three letters with the vertex letter in the middle.



$$\angle B = 70^\circ$$

or

$$\angle ABC = 70^\circ$$



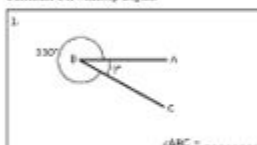
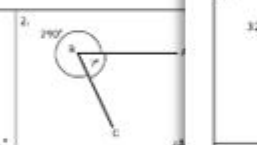
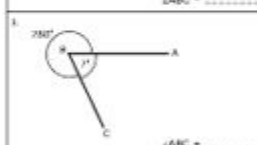
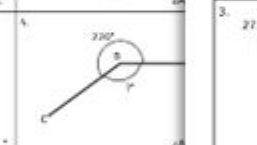
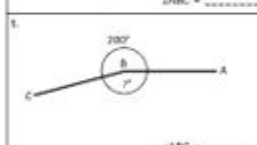
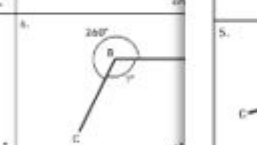
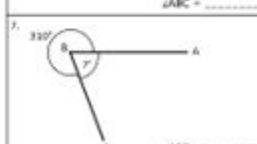
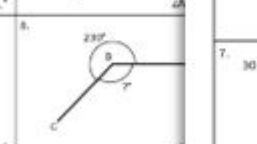
Missing Angles at a Point



Missing Angles at a Point

I can find unknown angles around a point.

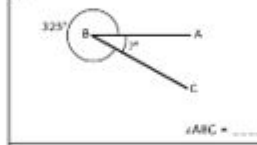
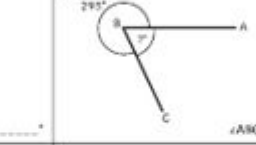
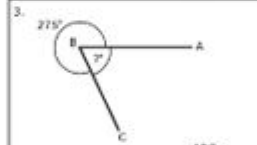
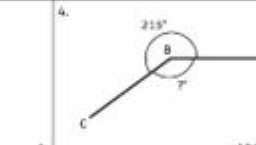
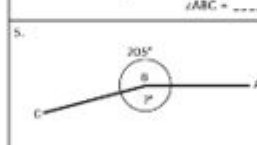
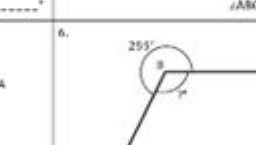
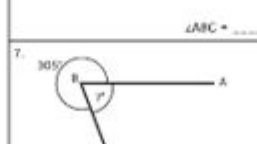
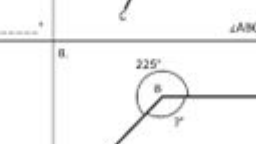
Calculate the missing angles:

| | |
|---|--|
| 1.  | 2.  |
| 3.  | 4.  |
| 5.  | 6.  |
| 7.  | 8.  |

Missing Angles at a Point

I can find unknown angles around a point.




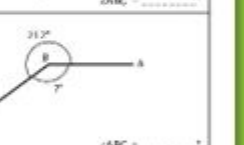

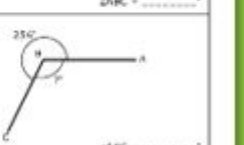

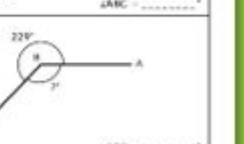
Calculate the missing angles:

| | |
|--|---|
| 1.  | 2.  |
| 3.  | 4.  |
| 5.  | 6.  |
| 7.  | 8.  |

Missing Angles at a Point

I can find unknown angles around a point.

Calculate the missing angles:

| | |
|---|---|
| 1.  | 2.  |
| 3.  | 4.  |
| 5.  | 6.  |
| 7.  | 8.  |

twinkl planit

Maths Year 5 Properties of Shapes Angles Lesson 14: Angles at a Point



