

What to prepare before the lesson!!! lesson 34

1.Laminated group info+ attendance records+students' records.

2. Print:



*Let's congratulate January students!!!!
Happy Birthday!!!*

Things to do:

1.Socks/Shoe covers



2.Stationery boxes

Pencil / Pen Box



3.Copybooks to sign



4.Who is on duty?

(+1 more club)



January 2021						
Mon	Tue	Wed	Thu	Fri	Sat	Sun
				1	2	3
4	5	6	7	8	9	10
11	12	13	14	15	16	17
18	19	20	21	22	23	24
25	26	27	28	29	30	31

Question from WhatsApp:



HOW DO YOU FEEL?



Happy



Unhappy




Sad



Angry




Scared



Crazy



Joyful



Surprised



**Homework: Выдается на уроке
во вторник 19.01.21.Выполнить на
четверг
21.01.21.**

- 1. Сору 11С – раскрасить картинки.**
- 2. Соединить животных и их еду.**

Unit 11 (The petting zoo) (Кто что ест?) (Скажи, соедини) Homework 11 C

Pet the... (Погладь...)



Feed the... (Покорми...)

Play with the... (Поиграй с...)

Catch the... (Поймай...)

-Hey, what's that? (Эй, что это?)

-It's a mouse. (Это - мышка.)



- Piece of a card
- Flashing a card
- Initial sound

Animals revision



1



2



3



4



**Feed the...
Pet the ...
Play with
the...
Catch the...**



Pet the...



Feed the...



Play with the...



Catch the...

+ practice with natural

Feed –
кормить
Catch –ловить
Play – играть
Pet -ласкать

Feed –
кормить
Catch –ловить
Play – играть
Pet -ласкать

Feed –
кормить
Catch –ловить
Play – играть
Pet -ласкать

Feed –
кормить
Catch –ловить
Play – играть
Pet -ласкать


Feed –
кормить
Catch –ловить
Play – играть
Pet -ласкать

Feed –
кормить
Catch –ловить
Play – играть
Pet -ласкать

Feed –
кормить
Catch –ловить
Play – играть
Pet -ласкать

Личные местоимения

- I — я
- he — он
- she — она
- it — оно
- we — мы
- you — ты, вы
- they — они





U. tr.

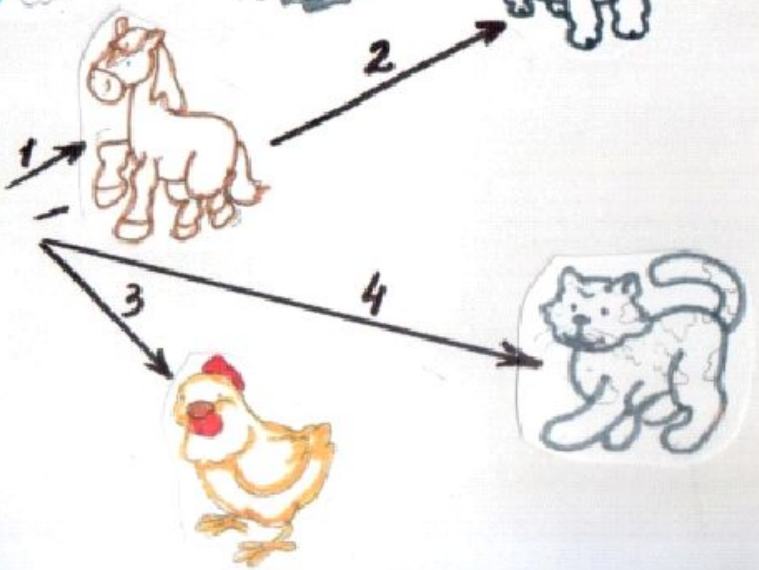
Zoo chant

Tr. 38

Young
Pict.
Dict.



Hey, what's that? - It's a



38. Äîðîæêà 38.mp3

Active Game





Tim and Jill



**Tim and Jill sit on the hill.
Jill will sit with Tim and sing.
Jill sings. Tim did not sing.
Jill wishes to sing with Tim.
Then, Tim sings with Jill on
the hill.**

In teams

PERSONAL PRONOUNS WORKSHEET

1) CHOOSE THE CORRECT PERSONAL PRONOUNS :(he, she, it, they)



A
farmer



A book



Gloves



A dog



A girl



Players



A family



Kids



A boy



A boy



A rose



A ball



Найди общее



«Найди общее!»










+



=







— Hi! I am Ladybird. I am clever. I can count.
One, two, three, four, five flowers. One, two, three
mushrooms.

— Bye-bye!



- Hello!
- Hello! I am Rabbit. I can run. Can you run?
- Oh, no! I can crawl. Bye!



- Hi! I am Bird. I can fly. Can you fly?
- Oh, no! I can crawl. I am Caterpillar.
- No! You are Butterfly! And you can fly too. Try!
- Really! I can fly! I am Aline-Butterfly! I am nice!



**Home task: Выдаётся на уроке
в четверг 21.01.2021**

Сделать на вторник 26.01.2021

**1. Words – prep соју. Вклеенные глаголы
прописать (feed, catch, pet, play).**

**2. Личные местоимения – read 5 times
(прочитать 5 раз)**

**2. Соју – write he, she, it. Вписать
местоимения.**



Feed –

кормить

Catch –ловить

Play – играть

Pet -ласкать

2) CHANGE THESE SENTENCES:

he she it

Example: My father is tall.

He is tall.



This ball is small.

..... is small.



This rose is red.

..... is red.



My father is a farmer.

..... is a farmer.



My mother is thirty.

..... is thirty



Asta is my dog.

..... is my dog.



TV_Dinner_-_Simon_s_Cat____SHORTS__3.mp4

