



Rainforest Rescue

Rainforest Rescue

By Paul Shipton

Illustrated by Fabiano Fiorin

Activities by Hannah Fish



Contents

🌸 Rainforest Rescue	2
🌸 Activities	20
🌸 Project	28
🌸 Picture Dictionary	30
🌸 About Read and Imagine . .	32
🌸 Key (Activities for Exam Practice) . . .	32



Hello!
My name is Ben.

Hello!
My name is Rosie.

This is
Grandpa.

This is Grandpa's
van. It's fantastic!



Ben

Rosie's brother



Rosie

Ben's sister



Grandpa



Clunk

Grandpa's robot



Alice

Rosie's friend

Now let's read this story,
Rainforest Rescue!

‘I’m hungry,’ says Grandpa. ‘What fruit do we have?’

‘We have apples and bananas,’ says Clunk. ‘Here you are.’

‘No, thank you,’ says Grandpa. ‘I want to eat my favorite fruit today!’



Rosie is in the kitchen with her friend, Alice.

‘What’s your favorite fruit, Grandpa?’ asks Rosie.

Grandpa walks to the door. ‘We can go and find it! Come with me!’

‘Can I come, too?’ asks Ben.



In the van, Grandpa says to Clunk,
'Let's go!'

'Where, Grandpa?' asks Ben. 'Do you
want to go to the store?'

'No!' says Grandpa.

Clunk starts the van and drives.



The van stops in a new place.
It's hot here.

The children look at the trees
and plants.

'Where are we?' asks Rosie.

'We're in a rainforest!' says Ben.



‘My favorite fruit is the durian,’ says Grandpa. ‘We can find it in this rainforest.’

He and the children walk in the rainforest and look for a durian.

Grandpa points up. ‘There!’ he says. ‘I can see some durians in that tree!’




‘I can climb up and get some durians,’ says Ben.

‘Clunk, go up the tree too, please,’ says Grandpa.

Then the girls hear a noise.

‘What’s that?’ asks Alice.



What's that?

There's a cage next to a tree. And there's an animal in the cage!

'What's that?' asks Rosie.

'It's a baby orangutan,' says Grandpa. He's angry. 'Some people take animals from the rainforest. They can sell young orangutans.'

It's a baby orangutan.

Grandpa opens the cage.

Soon the orangutan is in Alice's arms.

'Don't be scared,' she says.

'He wants his mother,' says Rosie.


'Baby orangutans live with their mothers for years,' says Grandpa.

He wants his mother.

Two men walk out of the trees.

‘That’s our orangutan!’ shouts the tall man. ‘Give him to us!’

‘No,’ says Alice. ‘You can’t take him out of the rainforest. It’s his home.’



The men are angry.

‘We want that orangutan and you can’t stop us!’ shouts one man.

The two men run at Grandpa and the girls.

Then a big durian falls from the tree!
It hits the ground close to the men.
‘What’s that?’ shouts the tall man.
‘I can smell it!’ says his friend. ‘It
smells very bad!’



Then two, three, four ... a lot
of durians hit the ground.
‘Run!’ shouts the tall man.



In the tree, Ben has
a durian in his hand.
‘We can stop now,’ he
says to Clunk.



We can
stop now.

‘But what about the baby orangutan?’ asks Alice.

Rosie points and says, ‘Look. The mother orangutan is there.’

The big orangutan is angry.

‘She wants her baby,’ says Grandpa.



Rosie is scared. ‘What can we do?’ she asks.

Alice knows. She puts the baby orangutan on the ground.

‘Here,’ she says to the big orangutan.

With her long arms, the mother takes her baby.



The orangutan climbs
up a tree with her baby.

‘They’re happy now,’ says Alice.

Ben and Clunk climb down
from the tree.

‘Here’s your fruit, Grandpa,’ says Ben.

Here’s your
fruit, Grandpa.



Grandpa opens the fruit.

Rosie puts her hand on her nose. ‘I can
smell it!’ she says.

‘I love durians,’ says Grandpa. ‘But
they smell very bad!’



Activities for pages 4-5

2

1 Put a tick (✓) or a cross (X) in the box.




1 This is fruit.



2 This is a kitchen.



3 This is an apple.



4 This is a banana.



2 Write *yes* or *no*.

1 Grandpa is hungry.

yes

2 They have apples and bananas.

3 Grandpa wants to eat a banana.

4 Grandpa wants to eat his favorite fruit.

5 Rosie and Alice are in the kitchen.

6 Clunk says, 'Can I come, too?'

Talk What's your favorite fruit? Talk to a friend.




Activities for pages 4-5

5

1 Write the words.



1 k l w a
walk



2 p e l p a



3 t c h i k e n



4 r u f i t



5 o r o d



6 a n a b a n

2 Answer the questions.

1 What fruit do they have?

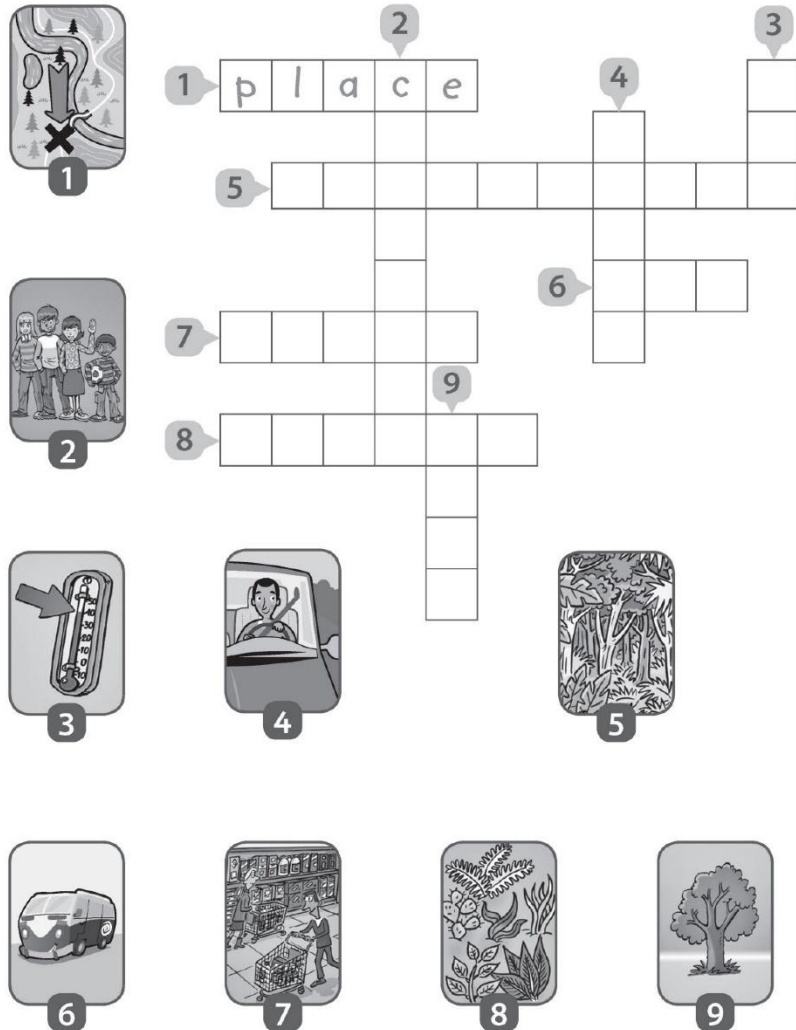
2 What does Grandpa want to eat?

3 Who is in the kitchen?

4 Who wants to come too?

Activities for pages 6-7

1 Complete the puzzle.



Activities for pages 6-7

1 Circle the correct words.

- 1 'Do you want going / to go to the store?'
- 2 Clunk **starts** / **start** the van and drives.
- 3 The van stops in / **on** a new place.
- 4 The new place **are** / **is** hot.
- 5 The children **see** / **look at** the trees.
- 6 They are in / **at** a rainforest.

2 Write the words.



1 nav

van



2 eert



3 ltanps



4 tsroe



5 estairnfro



6 cepal



Activities for pages 8-9

22

1 Choose and write the correct words.

Grandpa's favorite fruit is the ¹ durian.

Grandpa and the children walk in the rainforest.

They ² _____ a durian. Grandpa sees some durians in a tree. Ben says, 'I can ³ _____ up and get some.' Then the girls hear a ⁴ _____.



climb



fruit



durian



noise



look for

2 Match.

1 Grandpa and the children

2 Grandpa can see

3 Ben can climb up

4 Rosie and Alice

5 Alice says,

• and get some durians.

• hear a noise.

• look for durians.

• 'What's that?'

• some durians in a tree.

Talk What is the noise? Tell a friend your ideas.



Activities for pages 8-9

1 Match.



• 1 look for

• 2 durian

• 3 noise

• 4 climb



2 Complete the sentences.

points is hear can goes find

1 Grandpa's favorite fruit is the durian.

2 They can _____ durians in the rainforest.

3 Grandpa _____ to a tree.

4 Ben _____ climb up the tree.

5 Clunk _____ up the tree too.

6 The girls _____ a noise.

Activities for pages 10–11

S

1 Put a tick (✓) or a cross (X) in the box.



1 This is a cage. ☒

2 These are people. ☐



3 This is an orangutan. ☐

4 These are animals. ☐



2 Circle the correct answers.

1 What is in the cage?

a big orangutan a baby orangutan
a mother orangutan

2 Who is angry?

Rosie Alice Grandpa

3 What do some people take from the rainforest?

cages animals apples

4 What does the baby want?

his mother his friend Alice

Activities for pages 10–11

1 Order the words.

1 animal / in a / There's / cage. / an

There's an animal in a cage.

2 baby orangutan. / a / The / is / animal

3 take / rainforest. / animals / Some people / from the

4 opens / cage. / Grandpa / the

5 is in / Soon / Alice's / the orangutan / arms.

2 Look at the picture on page 10.

Answer the questions.

1 How many girls are there? two

2 How many orangutans are there? _____

3 Where is the baby orangutan? _____ in a _____

4 Where is the cage? _____ a tree



Activities for pages 12–13

2

1 Complete the sentences.

take stop walk run are

- Two men walk out of the trees.
- Alice says, 'You can't _____ him out of the rainforest.'
- The men _____ angry.
- One man shouts, 'We want that orangutan and you can't _____ us!'
- The men _____ at Grandpa and the girls.

2

2 Write *yes* or *no*.

- Three men walk out of the trees. _____
- The men want the orangutan. _____
- The rainforest is the orangutan's home. _____
- The men are angry. _____
- Grandpa runs at the men. _____

Talk Do the men take the baby orangutan?
Tell a friend your ideas.



Activities for pages 12–13

1 Find and write the words.

shout wmenjor angutanmrainforestkangryhstop

- | | | |
|----------------|---------|---------|
| 1 <u>shout</u> | 3 _____ | 5 _____ |
| 2 _____ | 4 _____ | 6 _____ |

2 Order the words.

- walk out / trees. / Two men / the / of
Two men walk out of the trees.
- want / The men / orangutan. / the baby

- rainforest / The / his home. / is

- are / The / angry. / men

- run at / the girls. / The men / Grandpa and



Activities for pages 14–15

1 Find and write the words.



1

hand

f	d	h	r	c
g	c	a	s	l
r	u	n	m	o
o	s	d	e	s
u	b	e	l	e
n	f	a	l	l
d	t	h	i	t



2



3



4



5



6



7



Activities for pages 14–15

1 Write the words.



1 un r



2 ou r g n d



3 i t h



4 m e l s l



5 l l a f



6 a n d h

2 Look at the picture on page 14.

Write *yes* or *no*.

- A durian is on the ground. yes
- The durian is red. _____
- The tall man has a hat. _____
- Alice has the baby orangutan. _____
- Grandpa is talking to Alice. _____
- There is a bird in a tree. _____

2 Match.

- The durian •
- A lot of durians •
- The tall man •
- Ben has •
- Ben says, •

- shouts, 'Run!'
- 'We can stop now.'
- a durian in his hand.
- hit the ground.
- smells very bad.

Activities for pages 16-17

1 Choose and write the correct words.

The mother orangutan is ¹ _____.
 She wants her baby. Rosie is ² _____.
 Alice puts the baby ³ _____ on the
 ground. The mother takes her ⁴ _____
 with her long arms.



scared



baby



ground



orangutan



angry

2 Look at the picture on page 16. Answer the questions.

- 1 How many orangutans are there? _____
- 2 Where is the baby orangutan?
in Alice's _____
- 3 What is Grandpa looking at?
the mother _____
- 4 Is the mother orangutan angry? _____
- 5 What color is the mother
orangutan? _____

Activities for pages 16-17

1 Write the words.



1 _____



2 _____



3 _____



4 _____

2 Answer the questions.

- 1 What does Rosie point at?

- 2 What does the mother orangutan want?

- 3 What does Alice do?

- 4 What does the mother orangutan do?

Activities for pages 18–19

S

1 Write the words.



1 p y p h a



2 o e s n



3 p u



4 w o n d

S

2 Look at the picture on page 18.

Write *yes* or *no*.

1 The baby orangutan is with his mother. _____

2 The mother orangutan is up a tree. _____

3 Clunk is on the ground. _____

4 Ben has a durian. _____

5 Rosie is happy. _____

6 Alice has an apple. _____

Activities for pages 18–19

1 Circle the correct words.

- 1 The mother orangutan climbs **up** / **down** a tree.
- 2 The orangutans **is** / **are** happy now.
- 3 Ben gives Grandpa **a** / **an** durian.
- 4 Grandpa opens **the** / **it** fruit.
- 5 Rosie puts her hand **at** / **on** her nose.
- 6 Durians **smell** / **are smelling** bad.

2 Put a tick (✓) or a cross (X) in the box.



1 This is a tree. ☐



2 This is a durian. ☐



3 This is a hand. ☐




4 This is a nose. ☐

Talk Do you like this story? Talk to a friend.



Rainforest Animals

- 1 Draw a picture of orangutans. Then read about them.



Animal: Orangutan

Where do they live?

Orangutans live in Indonesia and Malaysia.

They live in the trees in rainforests.

What do they eat? Orangutans eat fruit from the trees.

What color are they? Orangutans are brown.

What do they do? Orangutans move through the trees with their long arms.

Baby orangutans play in the trees.

Talk Do you know more about orangutans?
Talk to a friend.

- 2 Find out about two more rainforest animals. Draw them and answer the questions.

Animal:

Where do they live?

What do they eat?

What color are they?

What do they do?



Animal:

Where do they live?

What do they eat?


What color are they?

What do they do?



Talk Talk to a friend about your rainforest animals.


Picture Dictionary



angry



animals



apple



baby



look for



noise



nose



orangutan



banana



cage



climb



down



people



place



plants



rainforest



durian




fall



fruit



ground



scared



sell



shout



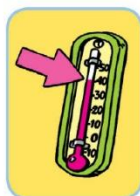
smell



hand



hit



hot



kitchen



store



tree



up



van


2 Complete the Picture Dictionary.



angry



animals



climb



kitchen



orangutan



people



store



Oxford Read and Imagine

Rainforest Rescue

By Paul Shipton 🌿 Illustrated by Fabiano Fiorin

Grandpa takes Rosie, Ben, and Alice to the rainforest to find his favorite fruit. What happens when they meet a baby orangutan and two bad men?

Word count for this story: 550 words

Read and Imagine provides great stories to read and enjoy, with language support, activities, and projects. Follow Rosie, Ben, and Grandpa on their exciting adventures ...

Series Consultant: Paul Shipton

S Starter
100 headwords

B Beginner
150 headwords

1 Level 1 ✓
300 headwords

2 Level 2
450 headwords

3 Level 3
600 headwords

4 Level 4
750 headwords

5 Level 5
900 headwords

6 Level 6
1,050 headwords

Also available:

- Audio CD Pack
- Activity Book



You can also enjoy this non-fiction book from Oxford Read and Discover.

OXFORD
UNIVERSITY PRESS

www.oup.com/elt

Level 1
Activities
support
CYL Starters
Exam
preparation



ISBN 978-0-19-472269-8



SHAPING learning TOGETHER



Oxford Read and Imagine

Oxford Read and Imagine graded readers are at eight levels (Starter, Beginner, and Levels 1 to 6) for students from age 4 and older. They offer great stories to read and enjoy.

Activities provide Cambridge Young Learner Exams preparation. See Key below.

At Levels 1 to 6, every storybook reader links to an Oxford Read and Discover non-fiction reader, giving students a chance to find out more about the world around them, and an opportunity for Content and Language Integrated Learning (CLIL).

For more information about Read and Imagine, and for Teacher's Notes, go to www.oup.com/elt/teacher/readandimagine


KEY

Activity supports Cambridge Young Learners Starters Exam preparation



Oxford Read and Discover

What's your favorite fruit? Do you want to learn about different fruit? You can read this non-fiction book.



OXFORD
UNIVERSITY PRESS

Great Clarendon Street, Oxford, OX2 6DP, United Kingdom
Oxford University Press is a department of the University of Oxford. It furthers the University's objective of excellence in research, scholarship, and education by publishing worldwide. Oxford is a registered trade mark of Oxford University Press in the UK and in certain other countries

© Oxford University Press 2014

The moral rights of the author have been asserted

First published in 2014

2018 2017 2016 2015 2014

10 9 8 7 6 5 4 3 2

No unauthorized photocopying

All rights reserved. No part of this publication may be reproduced, stored in a retrieval system, or transmitted, in any form or by any means, without the prior permission in writing of Oxford University Press, or as expressly permitted by law, by licence or under terms agreed with the appropriate reprographics rights organization.

Enquiries concerning reproduction outside the scope of the above should be sent to the ELT Rights Department, Oxford University Press, at the address above

You must not circulate this work in any other form and you must impose this same condition on any acquirer
Links to third party websites are provided by Oxford in good faith and for information only. Oxford disclaims any responsibility for the materials contained in any third party website referenced in this work

ISBN: 978 0 19 472269 8

Printed in China

This book is printed on paper from certified and well-managed sources

ACKNOWLEDGEMENTS

Main illustrations by: Fabiano Fiorin/Milan Illustrations Agency.

Activity illustrations by: Dusan Pavlic/Beehive Illustration, Alan Rowe, Mark Ruffle.

