


A close-up photograph of a bouquet of flowers. The bouquet features several light pink roses with delicate petals, a large, vibrant magenta daisy-like flower with a dark center, and other soft pink blossoms. The background is a soft-focus green, suggesting foliage. The text "Have a good day" is written in a white, outlined, serif font across the upper portion of the image.

Have a good day



Who are you?
How old are
you?

What day is it today?

It's Monday.
It's Tuesday.
It's Wednesday.
It's Thursday.
It's Friday.
It's Saturday.
It's Sunday.

What's your favourite day?



The 7 Days of the Week Song d 7 Days of the Week Calendar Song d Kids Songs by T.mp4



**LET'S
READ!**



sh



she

/ʃ/

III

wish fresh fish dish
brush

ch




chess

/tʃ/

IV

rich bench ranch lunch
brunch

ph



photo

/f/

brunch

photo dolphin elephant
phone

ck




black

/k/

phone

duck trick clock block lock
sock

ng




long

/ŋ/

king sing bring thing

wh



why

/ w /

where

why what

when

Fill in the mi: **igh, wr,**

sh


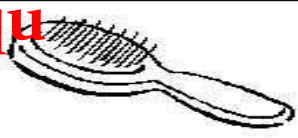







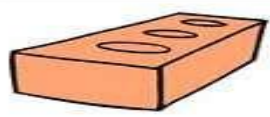

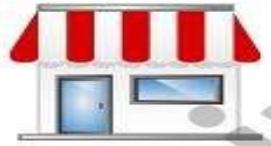






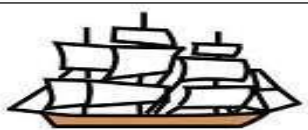




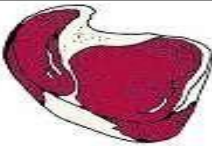

ck

th

ph

ch

qu

 <p>f t</p>	 <p>bru__</p>	 <p>__in</p>	 <p>__ick</p>	 <p>fi__</p>
 <p>tru__</p>	 <p>du__</p>	 <p>eck</p>	 <p>__</p>	 <p>bri__</p>
 <p>__iet</p>	 <p>__op</p>	 <p>l t</p>	 <p>eath</p>	 <p>__one</p>
 <p>la__</p>	 <p>__ips</p>	 <p>clo__</p>	 <p>__ip</p>	 <p>ri__</p>
 <p>ne__</p>	 <p>dol__in</p>	 <p>__ree</p>	 <p>__op</p>	 <p>ki__</p>



Summer Dance Songs for Children 🎵 Sunscreen Song with Lyrics 🎵 Kids Songs by The Learning Station .mp4



ПОКАЗАТЬ ДРУГИЕ ВИДЕО

U.24 - Playtime at home-Young Picture Dictionary (cards)



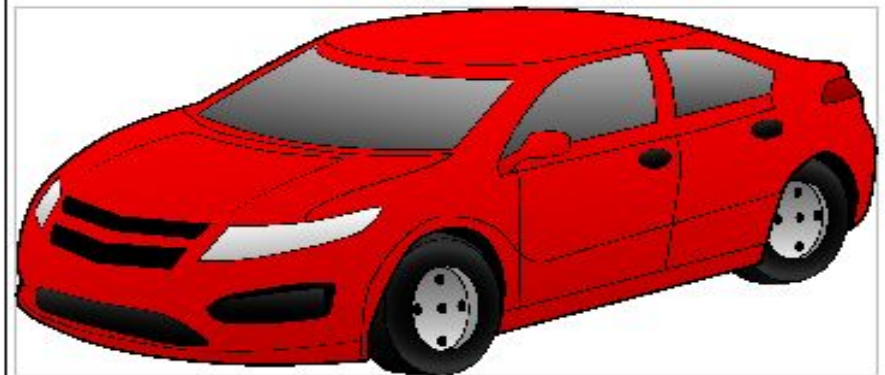
box



yo-yo



van




car



bus



boat



train



truck




<https://youtu.be/otBTF6qViZY>

rocket



plane

<https://youtu.be/U4uol7pwabI>




Practice with cards

What's in the box? (Close eyes, touch, say "Let's play with the...")


(U. 24)

Playtime chant

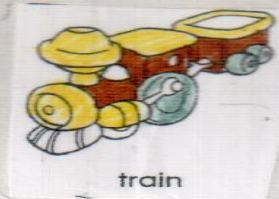
Tr. 77





bus




rocket



train




car




yo-yo




plane



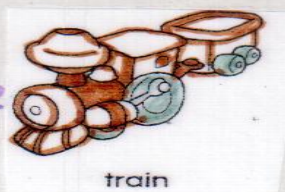
Let's play with the



car




Let's play with the



train

OK!

Let's play with the



bus

OK!

Let's play with the



plane

OK!



77. Äiðiaëà 77.mp3

Let's watch a cartoon.



Stretched_Out_-_Simon_s_Cat___SHORTS__78.mp4





Домашнее задание: Выдается на уроке в четверг 15.10.20, сделать на вторник 20.10.20.

1. Копия 24 (с) –обвести игрушки, которые есть, раскрасить.
2. Соединить буквы у кошки слева с буквами кошки справа,
3. чтобы получились слова.

Unit 24(Playtime at Home) (Скажи, обведи, раскрась) Homework 24 C

Tidy up!(Уберись!)

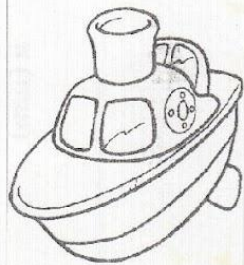
I'm tired.(Я устал.)

Sorry?(Извините?)

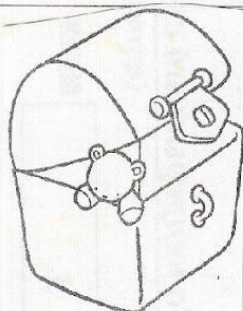
All right.(Хорошо.)

-Let's play with the car.(Давай поиграем с машинкой.)

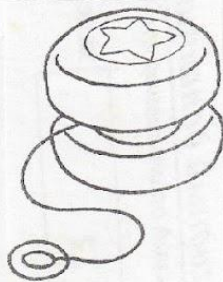
-O.K.(Хорошо.)




boat




box




yo-yo



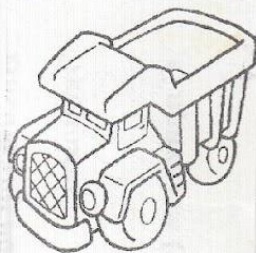
rocket




bus




train




truck



car



van




plane

Обведи те игрушки, которые у тебя есть.

Соедини буквы кошки справа с буквами кошки слева, чтобы получились слова.

Cat to Cat Word Board


Short a CVC Words



Make words using the letters on the cats.

29

ould



ʋɪ

/ ʊd /

could

31

eigh



эй

/ eɪ /

eight

32

-y




и

|||

tiny

33

wa




wo


/ wɒ /

want





see ur in the middle of a word



ir

bird
first
dirt
swirl
chirp



er

tiger
fern
otter
herd
letter

ur



turtle
burn
turnip
curb
nurse