

What is an opinion?

An **opinion** is a statement about how you feel or what you think about something. Opinions cannot be proven to be true.

Opinions

Mint and chip is the best ice cream flavor.



Clifford the Dog is the best television show.



My puppy is the cutest.



Facts-Not Opinions

My hair is dark brown.

Mrs. Le's is a second grade teacher.

Mrs. Le has 9 year old triplets.

FACT AND OPINION

for kids!

teaching without frills




What you think about something is called an **opinion**.



Why you like or don't like something is your **reason why**.

1. **Opinion**



In my opinion, mint and chip is the best ice cream flavor!

2. **Give reasons**



First of all,

It is sweet and minty

In addition,

the mini chocolate chips add a wonderful texture in every bit

3. **Tell me more**



It is refreshing on a hot day

the tiny bits add crunch and melt in your mouth

4. **Say you opinion again**

These are the reasons why I think mint and chip is the best flavor!

1) Opening sentence and "**reasons.**"

Add details underneath **reason.**

1) Add **transition words** and a **closing sentence.**

2) **Oral rehearse** before taking it off the map.



Opinion Sentence Starters

In my opinion...

I believe...

I know...

I feel...





I think...

I prefer...

The best thing about...


Reasons

Opinion



Students, draw anywhere on this slide!

1. Opinion



Opening Sentence

transition

transition

2. Give reasons



Reason #1

Reason #2

tell me more

tell me more

3. Tell me more



Closing

4. Say you opinion again

1) Opening sentence and "**reasons.**"

Add details underneath **reason.**

1) Add **transition words** and a **closing sentence.**

2) Oral rehearse before taking it off the map.



Transition Words for Opinion Writing

```
graph TD; Root[Transition Words for Opinion Writing] --- C1[Transition to Begin]; Root --- C2[Transition When Providing Reasons]; Root --- C3[Transition When Providing Examples or Details]; Root --- C4[Transition When Coming to a Conclusion];
```

Transition to Begin

First
First of all
To start
To begin with

Transition When Providing Reasons

Second, third...
Next
After that
Another reason
Also
In addition

Transition When Providing Examples or Details


For example
For instance
In particular
Specifically
Additionally
In other words
In fact
An example is

Transition When Coming to a Conclusion

Finally
Lastly
Last of all
Most importantly
One last reason
In conclusion


Which would you prefer? Explain why.

snow day




beach day





Which would make the best pet? Explain why?






Which would you choose? Explain why?

movies




park







Students, draw anywhere on this slide!






Students, draw anywhere on this slide!

What is your favorite food? Explain why?







Students, draw anywhere on this slide!


Which would you choose? Explain why?

video games



play with toys






Who is your favorite teacher? Explain why?

ME
ME
ME








Students, draw anywhere on this slide!


What do you prefer doing? Explain why?

board games



read books








Students, draw anywhere on this slide!



Which do you think is harder to do? Explain why?

chores



homework







Which do you prefer? Explain why?

night



day






Which do you prefer? Explain why?

EAT YOUR GREENS





All writers can improve their drafts by **revising** and **editing**.


Revising means changing our drafts to make our writing *clearer* and *more interesting*.

Editing means to correct errors in spelling, capitalization, punctuation, and grammar.




Reasons

Opinion



Students, draw anywhere on this slide!

1. Opinion



Opening Sentence

↓
transition

transition

transition

Reason #1

Reason #2

Reason #3

tell me more

tell me more

tell me more

Closing

2. Give reasons



3. Tell me more

4. Say you opinion again



1) Opening sentence and "**reasons.**"

Add details underneath each reason.

1) Add **transition words** and a **closing sentence.**

2) **Oral rehearse** before taking it off the map.



Large empty rectangular box with a green border.



Thin orange horizontal line.

Thin blue horizontal line.

Thin brown horizontal line.

Empty rectangular box with an orange border.

Empty rectangular box with a blue border.

Empty rectangular box with a brown border.




Thin orange horizontal line.

Thin blue horizontal line.

Thin brown horizontal line.



Large empty rectangular box with a red border.



Students, draw anywhere on this slide.

Do not remove this bar

le

