


What does 'Toying with the past' mean? How do the pictures related to the title?

**Toying**  
**With the past**



**Thinking about  
the past**



век

распространенный

хорошо знакомый

бедный

прикосновением,  
нажатием

строить из кубиков

глина и воск

лошадь-качалка

вести хозяйство

Викторианская эпоха

через годы

набор инструментов



The Victorian Times

Look at the pictures and the title. What do you think the text will be about?  
Listen, read and check.

Dolls that sing and dance, cars that move at the touch of a button and aeroplanes that fly are the toys that make children happy today. Now, let's take a journey into the past. What toys were there in a child's playground in the 18th century or the Victorian times?

In those times, building bricks with letters of the alphabet on them were very common. Toys of this kind helped children learn while playing. Other toys such as model kitchens, doll's houses, toy stoves and tea sets taught girls how to run a home. Dolls of wood, clay and wax were also very popular with girls and prepared them to become mothers. As for boys, tool kits, trains, cars, trucks and garages gave them an interest in engineering. Both boys and girls, though, loved their rocking horses, and teddy bears.

Things for children from poor families were different. They played mostly on the street and they didn't have money to buy new dolls or toy cars. They used mud, tin caps, old clothes and their imagination to make their own toys.


No matter how old or new, expensive or cheap toys are, they always have a special place in children's hearts, throughout the ages.

The text will probably be about toys of the past.

## Toying With the past



building bricks



doll's house



delivery truck



rocking horse



Read the text and mark the statements as R (right), W (wrong) or DS (doesn't say).

1. All the toys of today are mechanical. DS
2. Children learn through play. R
3. Girls never played with rocking horses. W
4. Boys wanted to become engineers when they grew up. DS
5. Children from poor families didn't have any toys. W





Read again and find five words related to materials.

Dolls that sing and dance, cars that move at the touch of a button and aeroplanes that fly are the toys that make children happy today. Now, let's take a journey into the past. What toys were there in a child's playground in the 18th century or the Victorian times?

In those times, building bricks with letters of the alphabet on them were very common. Toys of this kind helped children learn while playing. Other toys such as model kitchens, doll's houses, toy stoves and tea sets taught girls how to run a home. Dolls of wood, clay and wax were also very popular with girls and prepared them to become mothers. As for boys, tool kits, trains, cars, trucks and garages gave them an interest in engineering. Both boys and girls, though, loved their rocking horses, and teddy bears.

Things for children from poor families were different. They played mostly on the street and they didn't have money to buy new dolls or toy cars. They used mud, tin caps, old clothes and their imagination to make their own toys.

No matter how old or new, expensive or cheap toys are, they always have a special place in children's hearts, throughout the ages.




wood



clay



wax



mud



tin





Use the pictures to talk to your friend about what toys children had in the past.  
Express your likes and dislikes.

answer




Doll's house



Toy car

Children in the past had dolls' houses, building bricks, toy cars, delivery trucks and rocking horses. I really like rocking horses but I find building bricks boring. Building bricks were one of the most popular toys with boys. Toy stoves were one of the most popular toys with girls. A lot of children liked playing with wooden dolls.



Building bricks



Rocking horse



Toy stoves



Wooden dolls

Ask your grandparents and your parents and make a poster about popular toys of the past in your country. Draw or stick pictures. Label them.

