


<p><u>Module 6 Unit 18 p.64-65</u> -We don't want to spoil the view! -It was only a joke. -My foot really hurts. -That was a bit silly.</p> <p>////////////////////////////////////</p> <p><u>Suggestions:</u> -Let's have a group photo. -Let's go. -Why don't we stop here? -Why don't you go without me? -We can stop for five minutes. -That's a good idea. -That's not a very good idea. -Right, let's do that. -We can't do that. -No, not now. / No, we can't.</p>	<p><u>Module 6 Unit 18 p.64-65</u> -We don't want to spoil the view! -It was only a joke. -My foot really hurts. -That was a bit silly.</p> <p>////////////////////////////////////</p> <p><u>Suggestions:</u> -Let's have a group photo. -Let's go. -Why don't we stop here? -Why don't you go without me? -We can stop for five minutes. -That's a good idea. -That's not a very good idea. -Right, let's do that. -We can't do that. -No, not now. / No, we can't.</p>	<p><u>Module 6 Unit 18 p.64-65</u> -We don't want to spoil the view! -It was only a joke. -My foot really hurts. -That was a bit silly.</p> <p>////////////////////////////////////</p> <p><u>Suggestions:</u> -Let's have a group photo. -Let's go. -Why don't we stop here? -Why don't you go without me? -We can stop for five minutes. -That's a good idea. -That's not a very good idea. -Right, let's do that. -We can't do that. -No, not now. / No, we can't.</p>	<p><u>Module 6 Unit 18 p.64-65</u> -We don't want to spoil the view! -It was only a joke. -My foot really hurts. -That was a bit silly.</p> <p>////////////////////////////////////</p> <p><u>Suggestions:</u> -Let's have a group photo. -Let's go. -Why don't we stop here? -Why don't you go without me? -We can stop for five minutes. -That's a good idea. -That's not a very good idea. -Right, let's do that. -We can't do that. -No, not now. / No, we can't.</p>
<p><u>Module 6 Unit 18 p.64-65</u> -We don't want to spoil the view! -It was only a joke. -My foot really hurts. -That was a bit silly.</p> <p>////////////////////////////////////</p> <p><u>Suggestions:</u> -Let's have a group photo. -Let's go. -Why don't we stop here? -Why don't you go without me? -We can stop for five minutes. -That's a good idea. -That's not a very good idea. -Right, let's do that. -We can't do that.</p>	<p><u>Module 6 Unit 18 p.64-65</u> -We don't want to spoil the view! -It was only a joke. -My foot really hurts. -That was a bit silly.</p> <p>////////////////////////////////////</p> <p><u>Suggestions:</u> -Let's have a group photo. -Let's go. -Why don't we stop here? -Why don't you go without me? -We can stop for five minutes. -That's a good idea. -That's not a very good idea. -Right, let's do that. -We can't do that.</p>	<p><u>Module 6 Unit 18 p.64-65</u> -We don't want to spoil the view! -It was only a joke. -My foot really hurts. -That was a bit silly.</p> <p>////////////////////////////////////</p> <p><u>Suggestions:</u> -Let's have a group photo. -Let's go. -Why don't we stop here? -Why don't you go without me? -We can stop for five minutes. -That's a good idea. -That's not a very good idea. -Right, let's do that. -We can't do that.</p>	<p><u>Module 6 Unit 18 p.64-65</u> -We don't want to spoil the view! -It was only a joke. -My foot really hurts. -That was a bit silly.</p> <p>////////////////////////////////////</p> <p><u>Suggestions:</u> -Let's have a group photo. -Let's go. -Why don't we stop here? -Why don't you go without me? -We can stop for five minutes. -That's a good idea. -That's not a very good idea. -Right, let's do that. -We can't do that.</p>

What to prepare before the lesson!!!

1.Laminated group info+ attendance records+students' records.

2. Print:



2020

Mon	Tue	Wed	Thu	Fri	Sat	Sun
		1	2	3	4	5
6	7	8	9	10	11	12
13	14	15	16	17	18	19
20	21	22	23	24	25	26
27	28	29	30			

Things to do:

1.Socks/Shoe covers



2.Stationery boxes

Pencil / Pen Box



3.Copybooks to sign



4.Who is on duty?

(+1 more club)



***Let's congratulate April students!!!!
Happy Birthday!!!***

From the 1st to 10th:

Ансимо Нурели (06.04)
 Долгова Лена (10.04)
 Пучков Захар (03.04)
 Рейгулов Рустам (10.04)
 Кулебина Юлие (10.04)
 Рудомцев Кирилл (03.04)
 Кардоева Катя (03.04)



From the 21st to 31st:

Криванёва Надежда (25.04)
 Стурма Полина (29.04)
 Поступило Дана (23.04)
 Пущин Полина (25.04)
 Алейко Улья (24.04)
 Мойсимо Нурели (25.04)
 Кардов Владимир (21.04)
 Кудряков Артем (27.04)
 Криванёва Валерия (28.04)
 Пущин Полина (22.04)
 Заимов Амир (22.04)
 Далакан Анна (26.04)
 Кликов Нател (26.04)
 Егорова Софья (25.04)
 Парва Виктория (28.04)
 Космина Елена (24.04)
 Варацкая Тамара (29.04)

From the 11th to 20th:

Пастухин Артем (10.04)
 Валишук Раис (03.04)
 Журявлева Дана (10.04)

Лебедева Нелли (14.04)
 Комарова Софья (14.04)
 Шупинков Филипп (13.04)
 Крижорчук Софья (16.04)
 Кершиков Кирилл (10.04)
 Ткаченко Игорь (10.04)
 Бортош Ольга (14.04) чр.
 Паршукот Вера (11.04)
 Ковалева Софья (14.04)

Name Your Favorite



Riddles

1. We watch TV in it. There is a sofa in it.

2. It is running night and day,
But it never runs away

3. I have legs, one, two, three, four,
But I can not walk across the floor.

4. We sleep in it.
This is a house With one window in it,

5. Showing films nearly every minute.




hello

♡ omgkitzEdition

APRIL

we missed you.



Homework

Home task: Выдаётся на уроке во вторник 06.04.2021
Сделать на четверг 08.04.2021

1. Dictation p.62-63
2. W.b. p. 58.

Vocabulary: Verb + Noun

- 1 Complete the noun sets with the verbs in the box.

cross say raise go on carry

- 1 raise money / £40,000 / a million dollars
- 2 _____ the desert / the sea / the border
- 3 _____ a journey / a mission / holiday
- 4 _____ suitcases / equipment / a camera
- 5 _____ hello / goodbye / thank you

Grammar: Past simple (1)

➤ Grammar Reference, page 94–95

- 2 Write these sentences in the Past Simple.

1 I want to go to Turkey.

I wanted to go to Turkey. ☆

2 We enjoy our holiday in Argentina.

3 They love travelling by plane.

4 It rains a lot in the autumn.

5 The ferry crosses the sea three times a day.

6 You start the journey in New York.

3 Complete the sentences with the verbs in the box. Use the Past Simple.

start cross arrive carry
like want travel

- 1 My family and I started our journey in North Africa.
- 2 We _____ with a guide.
- 3 We _____ our bags on our backs.
- 4 Our guide was very interesting and everyone really _____ him.
- 5 We _____ the desert by camel.
- 6 My sister _____ to sleep under the stars.
- 7 We _____ in the city tired but very happy.

4 Complete the text with the verbs in brackets. Use the Past Simple.

Last summer our class ¹ decided (decide) to go on an activity holiday. We ² _____ (travel) by bus for five hours and ³ _____ (arrive) at the activity centre at night. We were all tired but very excited. The next day the activities ⁴ _____ (start) very early. In the morning, we ⁵ _____ (walk) for two hours along the river. We ⁶ _____ (watch) animals and birds, and then we ⁷ _____ (return) to the centre by bike. In the afternoon, I ⁸ _____ (want) to ride a horse. My best friend ⁹ _____ (cross) the river in a canoe. We ¹⁰ _____ (stay) at the centre for five days and I ¹¹ _____ (love) every minute!

Module 6 Unit 17p.62-63

-Who needs charity?

-How to raise money for charity?

.....

Charity

- 1.-They wanted to raise money for charity.
- 2.-They decided to go on a journey.
- 3.-They were worried about the roads in the mountains.
- 4.-Their guide was brilliant.
- 5.-The girls crossed the border.
- 6.-There were security guards with guns.
- 7.-They arrived in Brighton.
- 8.-They travelled through Germany.
- 9.-The streets were full of people and reporters.
- 10.-They raised £40,000 for charity.



Благотворительная деятельность

1. Они хотели собрать деньги на благотворительность.
2. Они решили отправиться в путешествие.
3. Они беспокоились о дорогах в горах.
4. Их гид был блестящим.
5. Девушки пересекли границу.
6. Там были охранники с оружием.
7. Они прибыли в Брайтон.
8. Они путешествовали по Германии.
9. Улицы были полны людей и репортеров.
10. Они собрали 40 000 фунтов стерлингов

What's wrong with the picture?



Warm-up

1 Match 1–5 with a–e.

- | | | | |
|---|-------------|----|-------------|
| 1 | raise money | a) | the border |
| 2 | go on | b) | equipment |
| 3 | say | c) | a journey |
| 4 | carry | d) | for charity |
| 5 | cross | e) | goodbye |

2 Look at the map. Complete the text with the names of the places in the box.

Kazakhstan	Bangkok	Belgium
China	Brighton	Poland

In 2006, two friends, Antonia Bolingbroke-Kent and Jo Huxster, wanted to raise money for charity. They decided to go on a journey from ¹ _____, the capital of Thailand, to ² _____, on the south coast of England. And their transport? A pink tuk-tuk called 'Ting Tong' – the Thai word for 'crazy'!

The girls started their journey in Bangkok on 28th May. Their family and friends were there to say goodbye. News reporters and photographers were interested in their story.

The tuk-tuk carried the girls and their equipment from Thailand into Laos and then into ³ _____ . They were worried about the roads in the mountains because they were dangerous. But they loved the country and their guide was brilliant.

The girls crossed the border into ⁴ _____ . There were security guards with guns. They were scared but the guards were very friendly. Everyone liked the tuk-tuk and asked for a photo with the girls!

- 2** Look at the map. Complete the text with the names of the places in the box.

Kazakhstan	Bangkok	Belgium
China	Brighton	Poland

After Kazakhstan, Jo and Antonia crossed into Russia. The people were very friendly and helpful. The girls continued their journey into Ukraine, then ⁵ _____ and the Czech Republic.





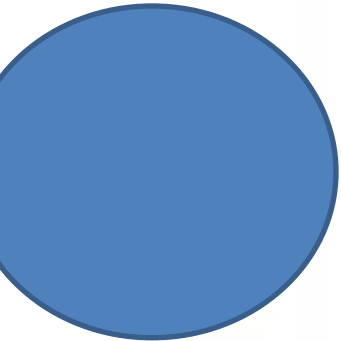



In the last part of the journey, the girls travelled through Germany, ⁶ _____ and France.

They arrived in Brighton on 5th September. The streets were full of people and reporters. The girls looked very tired but happy. They raised £40,000 for charity.

- 2** Look at the map. Complete the text with the names of the places in the box.

Kazakhstan	Bangkok	Belgium
China	Brighton	Poland

What is missing?



Chall-1-Module 6 Unit 18 p.64-65



-We don't want to spoil the view!



-It was only a joke.



-My foot really hurts.



-That was a bit silly.

Suggestions:



-Let's have a group photo.



-Let's go.



-Why don't we stop here?



-Why don't you go without me?



-We can stop for five minutes.



-That's a good idea.



-That's not a very good idea.



-Right, let's do that.



-We can't do that.



-No, not now. / No, we can't.

Chall-1-Module 6 Unit 18 p.64-65

-We'd better not go to spoil the view!

-I was only passing.

-My foot really hurts.

-That was a bit silly.

Suggested dialogues:

-Let's have a group photo.

-Let's go.

-Why can't we stop here?

-Why don't you go with me?

-We can't do it in five minutes.

-That's a good idea.

-That's not a very good idea.

-Right, let's do that.

-We can't do that.

-No, not now. / No, we can't.

Reading and Listening

3.12

2 Read and listen to the dialogue. Check your guesses from Exercise 1.

Laura Hey, why don't we stop here? Jake can take some photos.

Emily That's not a very good idea. I want to finish the walk before dark.

Jake But it's early. We can stop for five minutes.

Laura Let's have a group photo.

Emily No, not now. No, we haven't got time.

Ryan Don't have Em in the photo! We don't want to spoil the view!

Emily I don't want to be in the photo anyway.


Laura Emily, it was only a joke.

Emily Well, I want to go now.

Jake Okay, I've got some photos. Let's go.

...






- Jake** Be careful here. There's a big hole in the
- Laura** Ow, my foot!
- Ryan** Laura! Are you okay?
- Laura** Yeah, but my foot really hurts.
- Jake** Oh, no, Laura. Can you walk?
- Emily** That was a bit silly, Laura. The hole was right in front of you.
- Ryan** Em, don't say that!
- Emily** Well, this expedition is important.
- Laura** It's okay. Why don't you go without me? You three can finish.



4 What do you think happens next? Talk about these answers. Then listen and check.

- Emily, Jake and Ryan finish the expedition without Laura.
- Emily, Jake and Ryan help Laura to finish the expedition.
- They call Mel for help.



Phonetic drill

Read a tongue-twister.

“Peter Piper picked
A peck of pickled peppers;
A peck of pickled peppers
Peter Piper picked”.






Part 4

- 5 questions -

Listen and tick (✓) the box. There is one example.

What time will Oliver arrive at his cousin's house?



A




B




C


1 What does Oliver hope to do?



A




B



C

2 What has Oliver not found yet?



A

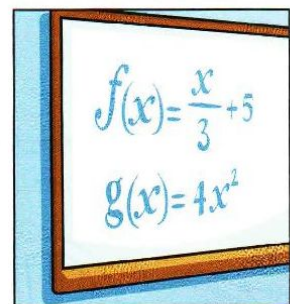


B



C


3 Which homework will Oliver take?



A



B

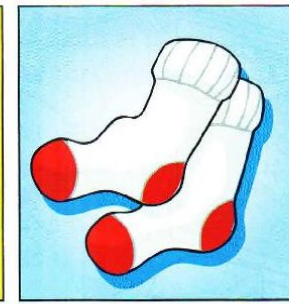


C

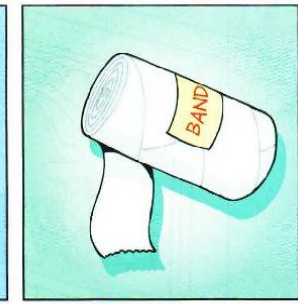
4 What must Oliver remember to take?



A



B




C

5 Who must Oliver send a message to?



A



B



C

Part 3

▶ 5 questions ◀

How do these people get to work?

Listen and write letters in the boxes. There is one example.

Judith


1 Justin

2 Mrs Winters

3 Joseph

4 Mr Winters


5 Mrs Barrell




A



B



C




D




E



F



G



H





A

L

F

A

Speaking

5 Look at the Key Expressions.

Key Expressions: Suggestions

Let's have a group photo.

Let's go.

Why don't we stop here?

Why don't you go without me?

We can stop for five minutes.

That's a good idea.

That's not a very good idea.

Right, let's do that.

We can't do that.


No, not now. / No, we can't.

6 Work in pairs. Use the Key Expressions to make suggestions and reply to them.

A *Why don't we open the window?*

B *No, we can't. It's very cold outside!*

- open the window • listen to some music
- phone home • go to the cinema
- go home • go to the café





We use these expressions to talk about when something happened in the past:

last + night / Friday / week / month / year

*I watched a good film **last Saturday**.*

ago after a period of time

*We went to London **three years ago**.*

yesterday + morning / afternoon / evening

*I emailed her **yesterday evening**.*

Time expressions can go at the beginning or end of a sentence.

*I played in a concert **last week**. **Last week**, I played in a concert.*



Writing: A short note

- 1 Look at the Sentence Builder. Write four sentences about you, your family and friends.

Sentence Builder

I failed my maths test last week.



My boyfriend phoned yesterday.


We watched a good film last night.


My sister cooked breakfast this morning.


Today is Saturday 15th November.


~~Last Saturday~~ Last month Yesterday evening
Last Monday Yesterday Last Thursday

- 1  Last Saturday _____, Clare played (play) tennis.
Clare played tennis last Saturday.
- 2  _____, it _____ (be) my birthday.

- 3  _____, Jason _____ (play) badminton with Henry.

- 4  _____, I _____ (tidy) my room.

- 5  _____, we _____ (watch) a play at the theatre.

- 6  _____, Dad _____ (phone) Roger.

Game





Past Simple

V-ed, V₂

- + They play**ed** football yesterday.
- They **didn't** play tennis yesterday.

Общий вопрос

? **Did** they play football yesterday?

Yes, they did (No, they **didn't**)

Очень часто мы употребляем Past Simple с такими словами и фразами, как:

yesterday, last night, last week (month, year)
last summer (autumn, winter, spring),
two weeks (months, years) ago, the other day,
in 1994, during the war (the revolution)



Правила правописания глаголов в Past Simple

Глаголы, которые
оканчиваются
на согласную + y,
меняют y на ie + -d

carry — carried
study — studied
Но: play — played
(a — гласная)

Глаголы, которые
оканчиваются
на e + -d

smile — smiled
dance — danced
live — lived

Если в инфинитиве
1 гласная + 1 согласная,
согласная удваивается
+ -ed

plan — planned
stop — stopped
rub — rubbed

Past Simple

+ He **went** to school yesterday.

- He **didn't go** to school yesterday.

? **Did he go** to school yesterday?

Yes, he **did**.

No, he **didn't**

1. We _____ (**HAVE**) a lot of fun at your birthday party yesterday.
2. My brother and I _____ (**FINISH**) our homework a few minutes ago.
3. Susan _____ (**LIKE**) skating when she was a girl.
4. Joe _____ (**BREAK**) his leg three weeks ago.
5. I _____ (**MEET**) my best friend George in 2005.
6. My parents _____ (**GO**) to the theatre yesterday evening.
7. He _____ (**WATCH**) a very scary horror film last night.
8. Emma _____ (**NOT GO**) to school when she was ill.
9. Where _____ you _____ (**LEAVE**) your jacket?
10. _____ you _____ (**HATE**) broccoli when you were a child?



I **made** this sandwich two days ago.



11. Peter _____ (**READ**) a very interesting book yesterday.
12. Mum _____ (**MAKE**) a big chocolate cake a few hours ago.
13. We _____ (**PLAY**) beach volleyball when we were at the seaside.
14. He _____ (**NOT LISTEN**) to music after school yesterday.
15. I _____ (**GET**) lots of good marks last month.
16. _____ they _____ (**VISIT**) their grandparents last summer?
17. He was very thirsty. He _____ (**DRINK**) two glasses of water.
18. Sarah _____ (**NOT ENJOY**) her piano lessons when she was seven.
19. Where _____ your father _____ (**WORK**) in 1985?
20. They _____ (**SEE**) lots of animals in the zoo yesterday.

2 Write a short note to a friend.

- Tell him/her about a problem, e.g. you failed a test, missed a friend's birthday, argued with your best friend, missed an important class, etc.
- Say when it happened.
- Ask for suggestions.

Hi Jenny

I failed my maths test last week.

My mum is cross and I'm worried about the next test.

What can I do?

Paula



Writing skills

3 Work in pairs. Read your partner's note and write a short reply. Make suggestions.

Hi Paula

Sorry about the maths test!

You can ask your teacher for help. Or Isme is good at maths.

Why don't you ask her for help?

I need to practise, too - let's do our maths homework together.

Good luck!


Jenny

hello

♡ omgkitzEdition

APRIL

we missed you.



Homework

Your Hometask:

Home task: Выдаётся на уроке в четверг 08.04.2021.
Сделать на вторник 13.04.2021

1. Dict. prep. p.64-65
2. W.b-p.60, p.61
3. Grammar copy

☆☆ 5 Complete the timeline with the verbs in the box. Use the Past Simple.

travel land be travel arrive
want climb live cross describe

1260 Marco Polo ¹ *travelled* to China.

1492 Christopher Columbus ² _____ to go to Asia, but he arrived in Central America.

1768 James Cook explored the Pacific Ocean.

1846–48 Ida Pfeiffer ³ _____ round the world alone and ⁴ _____ her journeys in one of the first travel books.

1932 Amelia Earhart ⁵ _____ the Atlantic Ocean by plane.

1953 Sir Edmund Hillary ⁶ _____ Mount Everest.

1969 Neil Armstrong ⁷ _____ on the Moon in the Apollo 11 mission.

1986 Ann Bancroft ⁸ _____ the first woman to travel to the North Pole on foot.

2001 Susan J. Helms ⁹ _____ on the ISS for 147 days. She was the first female astronaut to do this.

2009 Mike Perham ¹⁰ _____ home after sailing round the world. He was only 17 years old.

☆☆ 6 Read the information in the advert. Then complete Kati's email of her holiday.

Visit Croatia for a fantastic holiday:

- Stay in the capital Zagreb or rent a traditional house on the coast.
- Sunbathe on the beach or try diving in the clear Adriatic Sea.
- Explore the Old Town in Dubrovnik, a UNESCO World Heritage Site.
- Walk around the Plitvice Lakes National Park and enjoy the beautiful scenery.

Hi Viktor,

Thanks for your email. You asked about my holiday. Well, I ¹ *visited* Croatia for the first time with my family last month. It ² _____ fantastic. We ³ _____ a traditional house on the coast. The weather was great so we ⁴ _____ on the beach. I also ⁵ _____ diving for the first time! We ⁶ _____ the Old Town in Dubrovnik. It was really interesting. We also ⁷ _____ around the Plitvice Lakes National Park and I really ⁸ _____ the scenery.

Kati

Your Turn

☆☆ 7 Complete the description with true information about one of your holidays.

In _____ (year) I _____ (travel) to _____ (country/city) with _____ (people). We _____ (stay) in a _____ (place). We _____ (visit) _____ (place). It _____ (be) _____ (adjective). We also _____ (explore) _____ (place). The people there _____ (be) _____ (adjective).

Key Expressions: Suggestions

1 Match the suggestions (1–5) to the replies (a–e).


- 1 It's getting dark. Why don't we take some photos now?
- 2 We can get some water from the river.
- 3 Let's finish that packet of biscuits.
- 4 Why don't you phone home?
- 5 Let's stop for a minute.

- a No, I can't. The battery on my mobile is low.
- b Right, let's do that. Here's the camera.
- c That's a good idea. This climbing is hard work.
- d No, not now. We can't eat everything.
- e That's not a very good idea. It looks really dirty.


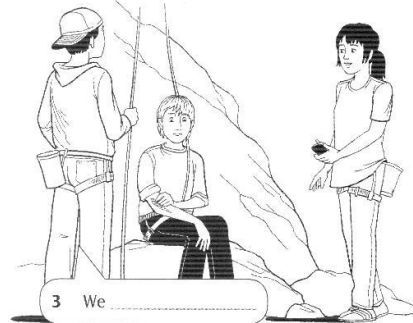
2 Match the words in A and B to make phrases. Then use them to write suggestions for the situations.

A check change put-up phone put on

B for help the batteries some sun cream the-tents the map



1 Let's put up the tents.



- Write the sentences below in the past simple.



1. He goes to bed early. He went to bed early.
2. We don't like onions. We didn't like onions.
3. Stewart lives in Vancouver. _____
4. Does she exercise? _____
5. I hate cooking. _____
6. They play video games. _____
7. He knows the answer. _____
8. I forget his name. _____
9. They don't study history. _____
10. Do they drive? _____
11. Jenny works at a hotel. _____
12. Do you swim? _____
13. We don't like the movie. _____
14. Where do you live? _____
15. He doesn't drink tea. _____
16. They start class at 8:00. _____
17. Does he eat breakfast? _____
18. I don't run fast. _____
19. He has a car. _____

Module 6 Unit 18 p.64-65

- We don't want to spoil the view!
- It was only a joke.
- My foot really hurts.
- That was a bit silly.

////////////////////////////////////

Suggestions:

- Let's have a group photo.
 - Let's go.
 - Why don't we stop here?
 - Why don't you go without me?
 - We can stop for five minutes.
 - That's a good idea.
 - That's not a very good idea.
 - Right, let's do that.
 - We can't do that.
 - No, not now. / No, we can't.
-