

box- коробка
van- небольшая грузовая машина (типа Газель)
car- машина
bus- автобус
boat- лодка
train- поезд
truck- грузовик
rocket- ракета
plane- самолет
helicopter-вертолет

box- коробка
van- небольшая грузовая машина (типа Газель)
car- машина
bus- автобус
boat- лодка
train- поезд
truck- грузовик
rocket- ракета
plane- самолет
helicopter-вертолет

box- коробка
van- небольшая грузовая машина (типа Газель)
car- машина
bus- автобус
boat- лодка
train- поезд
truck- грузовик
rocket- ракета
plane- самолет
helicopter-вертолет

box- коробка
van- небольшая грузовая машина (типа Газель)
car- машина
bus- автобус
boat- лодка
train- поезд
truck- грузовик
rocket- ракета
plane- самолет
helicopter-вертолет

box- коробка
van- небольшая грузовая машина (типа Газель)
car- машина
bus- автобус
boat- лодка
train- поезд
truck- грузовик
rocket- ракета
plane- самолет
helicopter-вертолет

box- коробка
van- небольшая грузовая машина (типа Газель)
car- машина
bus- автобус
boat- лодка
train- поезд
truck- грузовик
rocket- ракета
plane- самолет
helicopter-вертолет

box- коробка
van- небольшая грузовая машина (типа Газель)
car- машина
bus- автобус
boat- лодка
train- поезд
truck- грузовик
rocket- ракета
plane- самолет
helicopter-вертолет

box- коробка
van- небольшая грузовая машина (типа Газель)
car- машина
bus- автобус
boat- лодка
train- поезд
truck- грузовик
rocket- ракета
plane- самолет
helicopter-вертолет

Individually

Name: _____

Independent / Some adult support / A lot of adult support

Date: _____

Number names

2	four	12	thirteen
8	ten	17	twelve
4	one	13	eleven
7	eight	11	twenty
1	two	19	seventeen
10	seven	20	sixteen
3	nine	14	fifteen
9	three	16	eighteen
5	six	18	nineteen
6	five	15	fourteen

NUMBERS

Look and match.

9	13	4	11	20
<input type="text"/>	<input type="text"/>	<input type="text"/>	<input type="text"/>	<input type="text"/>
1	10	12	7	2
<input type="text"/>	<input type="text"/>	<input type="text"/>	<input type="text"/>	<input type="text"/>
14	18	6	17	8
<input type="text"/>	<input type="text"/>	<input type="text"/>	<input type="text"/>	<input type="text"/>
3	15	19	5	16
<input type="text"/>	<input type="text"/>	<input type="text"/>	<input type="text"/>	<input type="text"/>

<input type="text" value="twelve"/>	<input type="text" value="three"/>	<input type="text" value="sixteen"/>	<input type="text" value="eighteen"/>	<input type="text" value="four"/>
<input type="text" value="nine"/>	<input type="text" value="twenty"/>	<input type="text" value="fifteen"/>	<input type="text" value="eleven"/>	<input type="text" value="one"/>
<input type="text" value="fourteen"/>	<input type="text" value="eight"/>	<input type="text" value="two"/>	<input type="text" value="seventeen"/>	<input type="text" value="seven"/>
<input type="text" value="five"/>	<input type="text" value="ten"/>	<input type="text" value="thirteen"/>	<input type="text" value="nineteen"/>	<input type="text" value="six"/>



Things to do:

1. Socks/Shoe covers
2. Stationery boxes
3. Contracts
4. Happy birthdays(dates)

September 2021

Monday	Tuesday	Wednesday	Thursday	Friday	Saturday	Sunday
		1	2	3	4	5
6	7	8	9	10	11	12
13	14	15	16	17	18	19
20	21	22	23	24	25	26
27	28	29	30			



**Money !
Birthdays! Presents!**

**This week you can buy
a lot of presents and sweets!!!!**

***We have some special
certificates for you!***

Laminated group info:

Date:	Homework	Class work	Total:
10-11а (Challenges-1)			
Антонова Анна Ella			
Захарин Данил Daniel			
Ермокин Матвей Michael			
Ткаченко Уильям Ursula			
Арустамян Арсен Archie			
Ленин Данил Dan			
Васильев Степан Stepan			
Гука Александр Alex			
Павлюта Данил Daria			
Teacher's notes:			

How is your school going?

It's



great



easy

...



difficult



hard



Exciting

INTERESTING



BORING



NERVOUS





The student asks:

What's.....in English?
What doesmean?
Can you repeat, please?



Like this?
Is this right?
Is this correct?



I am sorry.
I don't understand.
I don't remember.



Who, me?
Shall I start?
Is it my turn?



I can't see.
I can't hear.
It doesn't write


Can I borrow a pen?
Can I have some paper?
Can you help me?



I am ready!
I've finished!
I've done this!



Let's check your homework



Home task: Выдаётся на уроке
в понедельник 13.09 / вторник 14.09/
среду 15.09
Сделать на среду 15.09/четверг
16.09/пятницу 17.09


1. Dictation-prepositions of place-прописать по строчке и выучить!
2. Kids box-3-w.b-p.4
3. Grammar copy

1 Read and complete the sentences.

reading name's I'm nine sister comic

Hello. My name's
Suzy Star. I'm five.
I've got a dog. She's
called Dotty.

a 

b 



3 Посмотри на картинки. Обведи правильный вариант.

1 There are mice **in/under** the bag.




2 There are mi

3 There's a cat

4 There's a cat

5 There's a cat

6 There are tw



Prepositions of place

1. In Front Of, Behind, Between - Prepositions Song for Kids.mp4

1. Location for Kids - ON, IN, UNDER, ABOVE, BETWEEN, NEXT TO _ Kid's Vocabulary _mp4



+practice with toys



in



under



on



next to/by



near



in front of



behind




between



PREPOSITIONS

CHOOSE THE CORRECT OPTION




IN
NEXT TO
UNDER




BEHIND
IN FRONT OF
IN



ON
IN
BEHIND




UNDER
ON
NEXT TO



IN FRONT OF
BEHIND
BETWEEN



UNDER
IN FRONT OF
NEXT TO



ON
UNDER
BETWEEN




UNDER
BETWEEN
ON




ON
IN
UNDER



NEXT TO
BEHIND
BETWEEN



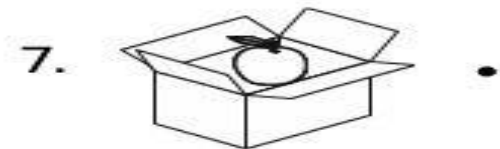


BETWEEN
BEHIND
ON



IN
ON
IN FRONT OF

Prepositions

Where is the apple? Draw a line.



- in
- under
- on
- between
- above
- next to
- In front of
- behind





















Prepositions of place (предлоги места)

на

в

под

около

рядом с...

перед (чем-

позади

между

над

dictation



Over -

Revision before the game and listening



red




blue



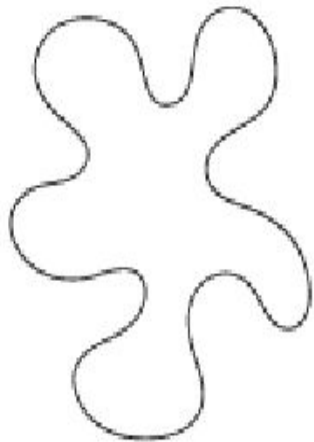
green



yellow



black



white



brown



pink



purple



orange

Guess the colour!

(Box with marbles)



Grammar

1	one	11	eleven
2	two	12	twelve
3	three	13	thirteen
4	four	14	fourteen
5	five	15	fifteen
6	six	16	sixteen
7	seven	17	seventeen
8	eight	18	eighteen
9	nine	19	nineteen
10	ten	20	twenty

(for stronger kids)

21

twenty-one

30

thirty

40

forty

50

fifty

60

sixty

70

seventy

80

eighty

90

ninety

100

a hundred

Individually

Name: _____

Independent / Some adult support / A lot of adult support

Date: _____

Number names

2	four	12	thirteen
8	ten	17	twelve
4	one	13	eleven
7	eight	11	twenty
1	two	19	seventeen
10	seven	20	sixteen
3	nine	14	fifteen
9	three	16	eighteen
5	six	18	nineteen
6	five	15	fourteen

NUMBERS

Look and match.

9	13	4	11	20
<input type="text"/>	<input type="text"/>	<input type="text"/>	<input type="text"/>	<input type="text"/>
1	10	12	7	2
<input type="text"/>	<input type="text"/>	<input type="text"/>	<input type="text"/>	<input type="text"/>
14	18	6	17	8
<input type="text"/>	<input type="text"/>	<input type="text"/>	<input type="text"/>	<input type="text"/>
3	15	19	5	16
<input type="text"/>	<input type="text"/>	<input type="text"/>	<input type="text"/>	<input type="text"/>

<input type="text" value="twelve"/>	<input type="text" value="three"/>	<input type="text" value="sixteen"/>	<input type="text" value="eighteen"/>	<input type="text" value="four"/>
<input type="text" value="nine"/>	<input type="text" value="twenty"/>	<input type="text" value="fifteen"/>	<input type="text" value="eleven"/>	<input type="text" value="one"/>
<input type="text" value="fourteen"/>	<input type="text" value="eight"/>	<input type="text" value="two"/>	<input type="text" value="seventeen"/>	<input type="text" value="seven"/>
<input type="text" value="five"/>	<input type="text" value="ten"/>	<input type="text" value="thirteen"/>	<input type="text" value="nineteen"/>	<input type="text" value="six"/>



Cat

Box

Desk

Lorry

English


School




Listen. Say the number and the colour.

D-O-L-L

Doll. That's number eighteen and it's pink.





Box
Van
Car
Bus
Boat
Train
Truck
Rocket
Plane
Helicopter

5 Play the game.

B-I-K-E

Bike. That's number seventeen and it's purple.

6 Read and answer.

- 1 It's on the table, next to the books. Computer.
- 2 It's on the box, next to the ball.
- 3 It's on the floor, in front of the train.
- 4 It's under the table.
- 5 It's on the floor, between the helicopter and the monster.

Let's play an active game.



Part 2

Competition

5 questions

Look and read. Write **yes** or **no**.



Examples

The teacher is wearing a green dress.

yes

There are two chairs in the picture.

no

Questions

- 1 There are three books on the desk.
- 2 The boy is sitting at his desk.
- 3 The ball in front of the bookcase is blue.
- 4 There is a bag under the desk.
- 5 The teacher is writing on the board.

.....

.....

.....

.....

.....

Part 3

▶ 5 questions ◀

Look at the pictures. Look at the letters. Write the words.

Example




c a k e




Questions

1





2





3





4





5





Part 1

- 5 questions -


Look and read. Put a tick (✓) or a cross (✗) in the box.

There are two examples.

Examples



This is a spider.



This is a pen.

Questions

1



This is a pear.

2



This is a bookcase.

3



This is a foot.

4



This is a kite.

5



This is a sock.

10

Examples



This is a fish.



This is a sausage.


Questions

1.



This is a coconut.

2.



This is a banana.

3.



This is a carrot.

4.




This is a potato.

5.



This is a mango.

Exam speaking



A pronoun is a word that is used instead of a noun.


I



he



it



they



you



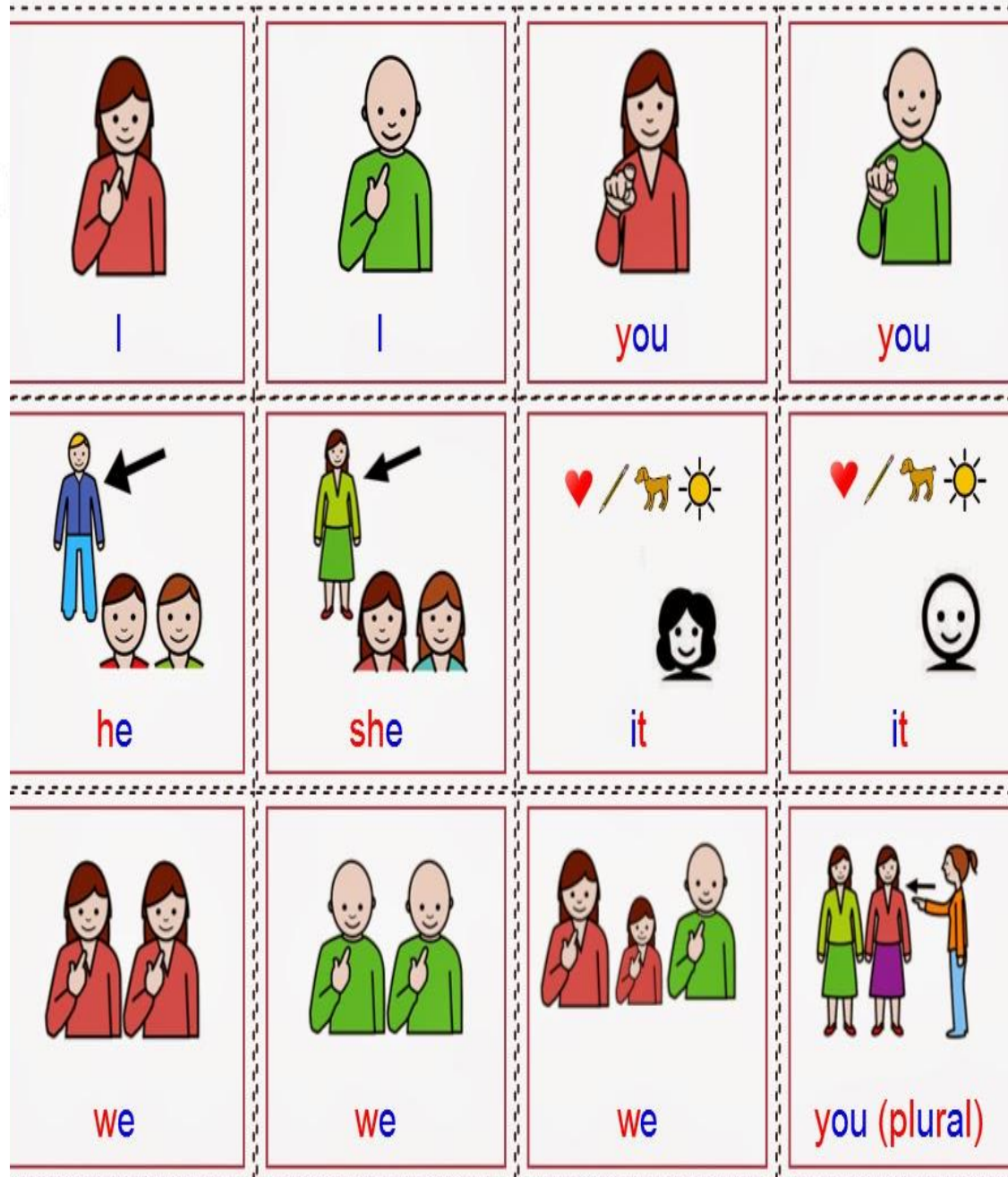
she



we

Личные местоимения

- I — я
- he — он
- she — она
- it — оно
- we — мы
- you — ты, вы
- they — они





- ① she
- ② you
- ③ it



- ① he
- ② she
- ③ they



- ① I
- ② she
- ③ you



- ① it
- ② they
- ③ you



- ① they
- ② she
- ③ you



- ① we
- ② he
- ③ she



- ① we
- ② you
- ③ I



- ① they
- ② it
- ③ you



- ① she
- ② you
- ③ we



- ① he
- ② she
- ③ I

Look at the picture and select the correct pronoun
Unit 29 lesson 3 (**I , He, She, It, you,**)



He
she



I
she



she
you



it
He



it
she



He
you



He
she



He
she



He
I



it
she

Listening & Singing

Level 0


Baby Dance - Scooby Doo Pa Pa



Baby Dance - Scooby Doo Pa Pa.mp4

Your Hometask:

HOME TASK:



Home task: Выдаётся на уроке
в среду 15.09/четверг 16.09/пятницу 17.09.
Сделать на понедельник 20.09/ вторник 21.09.

1. Dictation-toys-прописать по строчке и выучить!
2. Kids box-3-w.b-p.5
3. Grammar copy

box- коробка

van- небольшая грузовая машина (типа Газель)

car- машина

bus- автобус

boat- лодка

train- поезд

truck- грузовик

rocket- ракета

plane- самолет

helicopter-вертолет

3 Look and colour.

twenty – grey

ten – brown

fourteen – white

thirteen – yellow

eighteen – red

nineteen – blue


twelve – black

eleven – pink



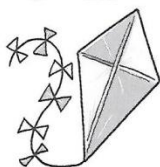
fifteen – green

sixteen – purple

seventeen – orange




4 Listen and write.



- 1 14 kites _____
- 2 _____
- 3 _____
- 4 _____

- 5 _____
- 6 _____
- 7 _____
- 8 _____



PERSONAL PRONOUNS

Look at the pictures and drag the correct pronoun

WE - HE - YOU - I - SHE - THEY - IT



Pronouns Worksheet

Q. Fill in the blanks with correct pronouns.

She

He

They

It

1.



_____ is skipping.

2.



_____ is a doctor.

3.



_____ are flying.

4.



_____ is a elephant.

5.



_____ is working hard.



The power of grammar

Present Continuous



+



Вопрос

Утверждение

Отрицание

Am	I	}	listening	}
			driving	
Is	HE SHE IT		speaking	
			swimming	
			playing	}
Are	YOU WE THEY	walking		
		getting		

?

	I	Am	}	listening	}
				driving	
	HE SHE IT	Is		speaking	
				swimming	
				playing	}
	YOU WE THEY	Are	walking		
			getting		

	I	Am	}	listening	}
				driving	
	HE SHE IT	Is		speaking	
				swimming	
				playing	}
	YOU WE THEY	Are	walking		
			getting		

not

Add -ing to the following verbs.

1. ask — asking

look — looking

carry — carrying

3. swim — swimming

get — getting

sit — sitting

2. close — closing

take — taking

ride — riding

put — putting

begin — beginning

Writing skills



1. Make "-ing" forms:



play + ing =



draw + ing =



cook + ing =



drive + ing =



sleep + ing =



jump + ing =



drink + ing =



eat + ing =

Look at the pictures and say what they are doing

1



2



4



5



6



7



Open the brackets

1. He (to read) a book now.
2. She (to do) her home work.
3. My mother (to sit)at the table now.
4. I still (to write) a letter.
5. They (to play) football.
6. It (to snow) now.
7. We (to have) dinner now.
8. It still (to rain)..... .

Pronoun

Fill in the blanks using 'He', 'She' or 'It':

1) Rekha likes cake.

_____ likes cake.

2) The dog is barking.

_____ is barking.

3) Rahul is singing.

_____ is singing.

4) Our mother is a teacher.

_____ is a teacher.

5) Seeta is my best friend.

_____ is my best friend.

6) The train is very fast.

_____ is very fast.

7) Ali is a clever boy.

_____ is a clever boy.

8) Sneha is my cousin.

_____ is my cousin.

9) Sam is in Goa.

_____ is in Goa.

10) The car is mine.

_____ is mine.

11) Soham is a boy.

_____ is a boy.

12) The cat is sleeping.

_____ is sleeping.

13) The man is running.

_____ is running.

14) Raj is playing football.

_____ is playing football.

15) The picture is very bright.

_____ is very bright.

16) The chair is broken.

_____ is broken.