

The background features a dark blue gradient with a subtle pattern of white dots. On the left side, there are several overlapping circular elements. A prominent one is a large circle with a scale around its perimeter, marked with numbers from 140 to 260 in increments of 10. Other circles include dashed lines, solid lines, and arrows, some pointing clockwise and some counter-clockwise, suggesting a theme of rotation or cycles.

TENSES IN ENGLISH

Урок № 1

The background is a dark blue gradient with a field of small white stars. Overlaid on this are several technical diagrams in a lighter blue color. In the top right, there is a large circular diagram with concentric circles and radial lines, resembling a scale or a gauge, with numbers from 80 to 210. In the bottom right, there is a smaller circular diagram with concentric circles and a dashed outer ring, with an arrow pointing clockwise. In the bottom left, there is another circular diagram with concentric circles and a dashed outer ring, with an arrow pointing counter-clockwise. In the top left, there is a small circular diagram with a dashed outer ring and an arrow pointing counter-clockwise.

Глагол to be

PRESENT (настоящее)	PAST (прошедшее)	FUTURE (будущее)
I am	was	shall be
(he, she, it) is	was	will be
we are	were	shall be
(you, they) are	were	will be

Глагол to have

Present

Past

Future

I have

had

shall have

he, she, it has

had

will have

we have

had

shall have

you, they have

had

will have

Оборот there + be

Число	Present	Past	Future
единственное	there is	there was	there will be
множественное	there are	there were	there will be

Времена группы Indefinite (Simple) Active

THE PRESENT SIMPLE TENSE

+		?			-		
I You We They	work	Do	I You We They	work?	I You We They	do not (don't)	work
He She It	Works	Does	He She It	work ?	He She It	does not (doesn't)	work

THE PAST SIMPLE TENSE

+		?			-		
I You We They He She It	worked	<u>Did</u>	I you they he she it	work ?	I You We They He She It	did not (didn't)	work

THE FUTURE SIMPLE TENSE

+			?			-		
I	will	work	Will	I	Work?	I	will not (won't)	work
He				he		He		
She				she		She		
It				it		It		
We				we		We		
You				you		You		
They				they		They		

The background is a dark blue gradient with a starry field of small white dots. Overlaid on this are several faint, light blue technical diagrams. These include circular gauges with numerical scales (e.g., 140, 150, 160, 170, 180, 190, 200, 210) and arrows, and circular flow diagrams with dashed lines and arrows indicating direction. The text is centered in a white, serif font.

Времена группы Indefinite (Simple) Passive

THE PASSIVE VOICE (INDEFINITE)

Present Indefinite	Past Indefinite	Future Indefinite
I am asked he, she, it is asked we, you, they are asked	I, he, she, it was asked we, you they were asked	I, we he, she, it, shall be asked you, they will be asked
Меня спрашивают	Меня спрашивали	Меня спросят

1	2	3	4	5
ВОПРОСИ- ТЕЛЬНОЕ СЛОВО	do	I we you they	V	Остальные члены предложения
	does	he she it	V	Остальные члены предложения

WORD ORDER IN GENERAL QUESTIONS IN THE PRESENT SIMPLE TENSE

ОБЩИЙ ВОПРОС- ЭТО ВОПРОС БЕЗ
ВОПРОСИТЕЛЬНОГО СЛОВА, ОН
НАЧИНАЕТСЯ СО
ВСПОМОГАТЕЛЬНОГО ГЛАГОЛА

1	2	3	4
Do	I we you they	V	Остальные члены предложения
Does	he she it	V	Остальные члены предложения

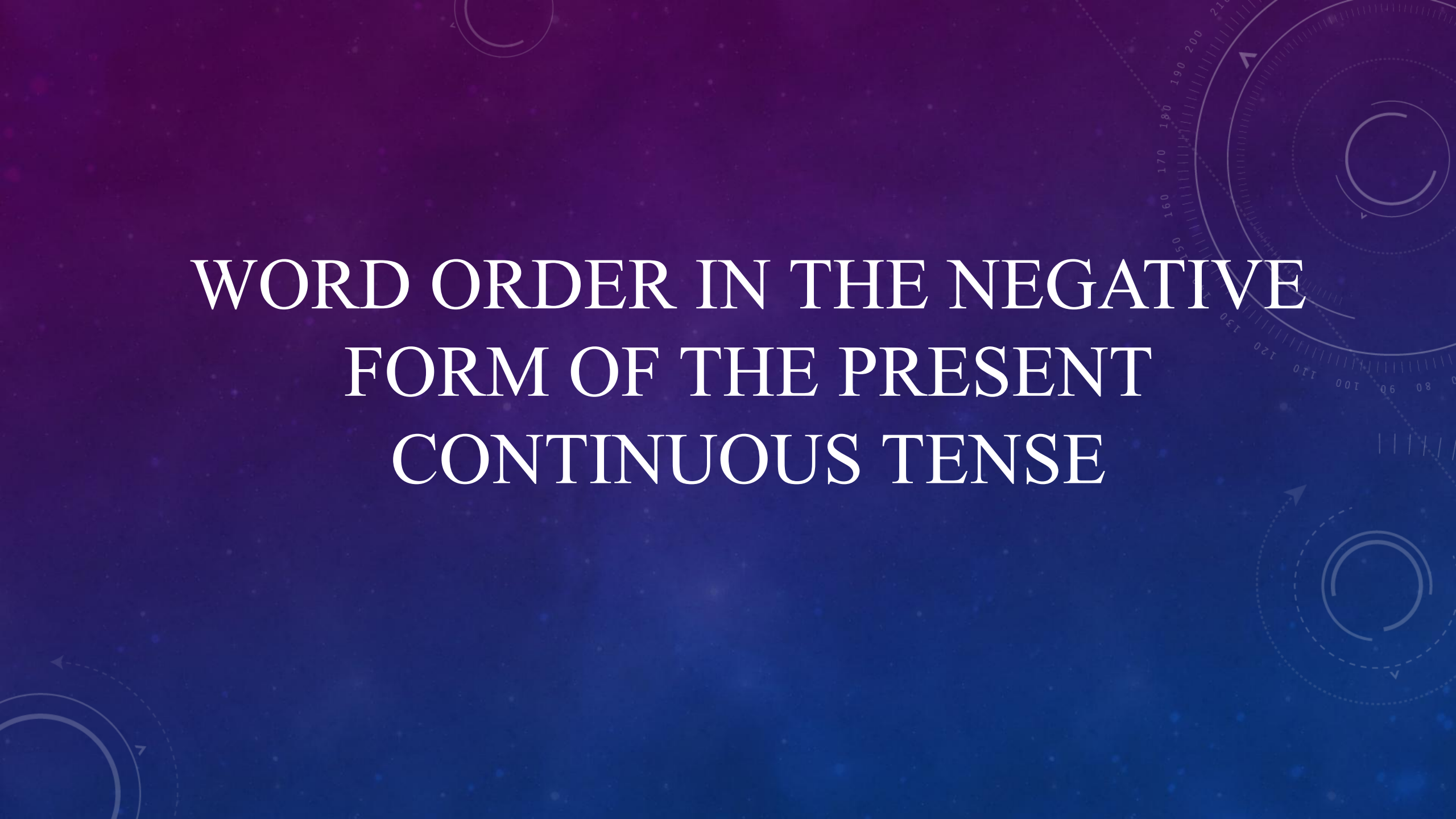
THE PRESENT CONTINUOUS TENSE

+			?			-		
I	am	Ving	Am	I	Ving?	I	am not (I'm not)	Ving
He She It	is	Ving	Is	he she it	Ving?	He She It	is not (isn't)	Ving
We You They	are	Ving	Are	we you they	Ving?	We You They	are not (aren't)	Ving

The background features a dark blue gradient with a subtle pattern of white stars. Overlaid on this are several technical diagrams: a large circular gauge with numerical markings (100, 110, 120, 130, 140, 150, 160, 170, 180, 190, 200, 210) and a dashed arrow pointing clockwise, located in the upper right; a smaller circular diagram with a dashed arrow pointing counter-clockwise in the lower right; and a partial circular diagram with a dashed arrow pointing counter-clockwise in the lower left. The text is centered in a white, serif font.

WORD ORDER IN THE POSITIVE FORM OF THE PRESENT CONTINUOUS TENSE

1	2	3	4
I	am	Ving	остальные члены предложения
He She It	is	Ving	остальные члены предложения
We You They	are	Ving	остальные члены предложения

The background features a dark blue gradient with a subtle pattern of white stars. Overlaid on this are several faint, light blue technical diagrams. These include circular gauges with numerical scales (e.g., 0, 80, 100, 110, 120, 130, 140, 150, 160, 170, 180, 190, 200, 210) and arrows, as well as concentric circles and dashed lines, suggesting a scientific or engineering theme.

WORD ORDER IN THE NEGATIVE FORM OF THE PRESENT CONTINUOUS TENSE

1	2	3	4
I	am not(I'm not)	Ving	остальные члены предложения
He She It	is not (isn't)	Ving	остальные члены предложения
We You They	are not (aren't)	Ving	остальные члены предложения

WORD ORDER IN SPECIAL QUESTIONS OF THE PRESENT CONTINUOUS TENSE

СПЕЦИАЛЬНЫЙ ВОПРОС-
ЭТО ВОПРОС, КОТОРЫЙ
НАЧИНАЕТСЯ С
ВОПРОСИТЕЛЬНОГО СЛОВА

1	2	3	4	5
Вопросительное слово	am	I	Ving	остальные члены предложения
	is	he she it	Ving	остальные члены предложения
	are	we you they	Ving	остальные члены предложения

WORD ORDER IN GENERAL QUESTIONS OF THE PRESENT CONTINUOUS TENSE

ОБЩИЙ ВОПРОС-ЭТО ВОПРОС,
КОТОРЫЙ НАЧИНАЕТСЯ СО
ВСПОМОГАТЕЛЬНОГО
ГЛАГОЛА.ЭТО ВОПРОС БЕЗ
ВОПРОСИТЕЛЬНОГО СЛОВА

1	2	3	4
Am	I	Ving	остальные члены предложения
Is	he she it	Ving	остальные члены предложения
Are	we you they	Ving	остальные члены предложения

THE PRESENT PERFECT TENSE

+		?			-		
I You We They	have V3/ed	Have	I you we they	V3/ed	I You We They	have not (haven't)	V3/ed
He She It	has V3/ed	Has	he she it	V3/ed	He She It	has not (hasn't)	V3/ed

The background features a dark blue gradient with a subtle pattern of white stars. Overlaid on this are several technical diagrams in a lighter blue color. These include circular gauges with numerical scales (e.g., 80, 90, 100, 110, 120, 130, 140, 150, 160, 170, 180, 190, 200, 210) and arrows indicating rotation. There are also dashed lines and concentric circles, suggesting a complex technical or scientific theme.

WORD ORDER IN THE POSITIVE FORM OF THE PRESENT PERFECT TENSE

1	2	3	4
I We You They	have	V3/ed	остальные члены предложения
He She It	has	V3/ed	остальные члены предложения

The background features a dark blue gradient with a subtle pattern of white stars. Overlaid on this are several technical diagrams: a large circular gauge with numerical markings (100, 110, 120, 130, 140, 150, 160, 170, 180, 190, 200, 210) and arrows, and other smaller circular and dashed-line diagrams. The text is centered in a white, serif font.

WORD ORDER IN THE NEGATIVE FORM OF THE PRESENT PERFECT TENSE

1	2	3	4
I We You They	have not (haven't)	V3/ed	остальные члены предложения
He She It	has not (hasn't)	V3/ed	остальные члены предложения

WORD ORDER IN SPECIAL QUESTIONS OF THE PRESENT PERFECT TENSE

СПЕЦИАЛЬНЫЙ ВОПРОС- ЭТО ВОПРОС,
КОТОРЫЙ НАЧИНАЕТСЯ С ВОПРОСИТЕЛЬНОГО
СЛОВА

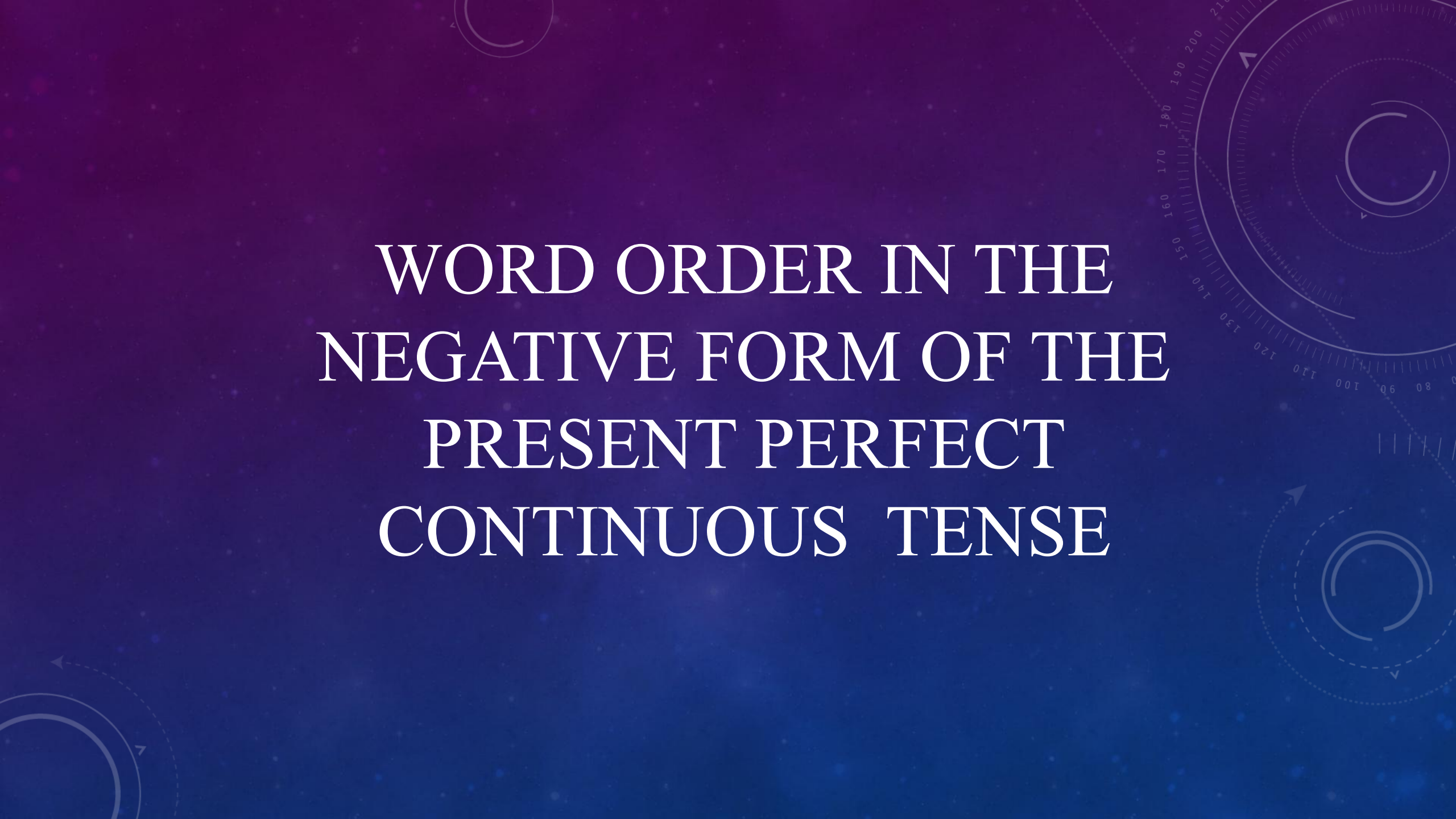
1	2	3	4	5
Вопросительное слово	have	I You We They	V3/ed	остальные члены предложения
	has	He She It	V3/ed	остальные члены предложения

WORD ORDER IN GENERAL QUESTIONS OF THE PRESENT PERFECT TENSE

ОБЩИЙ ВОПРОС-ЭТО ВОПРОС,КОТОРЫЙ
НАЧИНАЕТСЯ СО ВСПОМОГАТЕЛЬНОГО
ГЛАГОЛА.ЭТО ВОПРОС БЕЗ
ВОПРОСИТЕЛЬНОГО СЛОВА

1	2	3	4
Have	I you we they	V3/ed	остальные члены предложения
Has	he she it	V3/ed	остальные члены предложения

1	2	3	4	5
I We You They	have	been	Ving	остальные члены предложения
He She It	has	been	Ving	остальные члены предложения

The background features a dark blue gradient with a subtle pattern of white stars. Overlaid on this are several technical diagrams: a circular gauge with a scale from 0 to 210 and an arrow pointing to approximately 190, located in the top right; a smaller circular gauge with a scale from 0 to 160 and an arrow pointing to approximately 140, located in the bottom right; and a dashed circular arrow pointing left, located in the bottom left. The main text is centered in a white, serif font.

WORD ORDER IN THE
NEGATIVE FORM OF THE
PRESENT PERFECT
CONTINUOUS TENSE

1	2	3	4	5
I We You They	have not (haven't)	been	Ving	остальные члены предложения
He She It	has not (hasn't)	been	Ving	остальные члены предложения

WORD ORDER IN SPECIAL QUESTIONS OF THE PRESENT PERFECT CONTINUOUS TENSE

СПЕЦИАЛЬНЫЙ ВОПРОС- ЭТО ВОПРОС,
КОТОРЫЙ НАЧИНАЕТСЯ С ВОПРОСИТЕЛЬНОГО
СЛОВА

1	2	3	4	5	6
Вопросительное слово	have	I we you they	been	Ving	остальные члены предложения
	has	he she it	been	Ving	остальные члены предложения

WORD ORDER IN GENERAL QUESTIONS OF THE PRESENT PERFECT CONTINUOUS TENSE

ОБЩИЙ ВОПРОС-ЭТО ВОПРОС,КОТОРЫЙ
НАЧИНАЕТСЯ СО ВСПОМОГАТЕЛЬНОГО
ГЛАГОЛА.ЭТО ВОПРОС БЕЗ ВОПРОСИТЕЛЬНОГО
СЛОВА

1	2	3	4	5
Have	I we you they	been	Ving	остальные члены предложения
Has	he she it	been	Ving	остальные члены предложения

PAST TENSES

The background is a dark blue gradient with a subtle pattern of white stars and faint technical diagrams. On the right side, there are several circular diagrams resembling gauges or dials. One large gauge has a scale from 0 to 210 in increments of 10, with a white needle pointing towards the 180 mark. Below it is another gauge with a scale from 0 to 100 in increments of 10, with a white needle pointing towards the 60 mark. There are also some dashed lines and smaller circular elements scattered across the background.

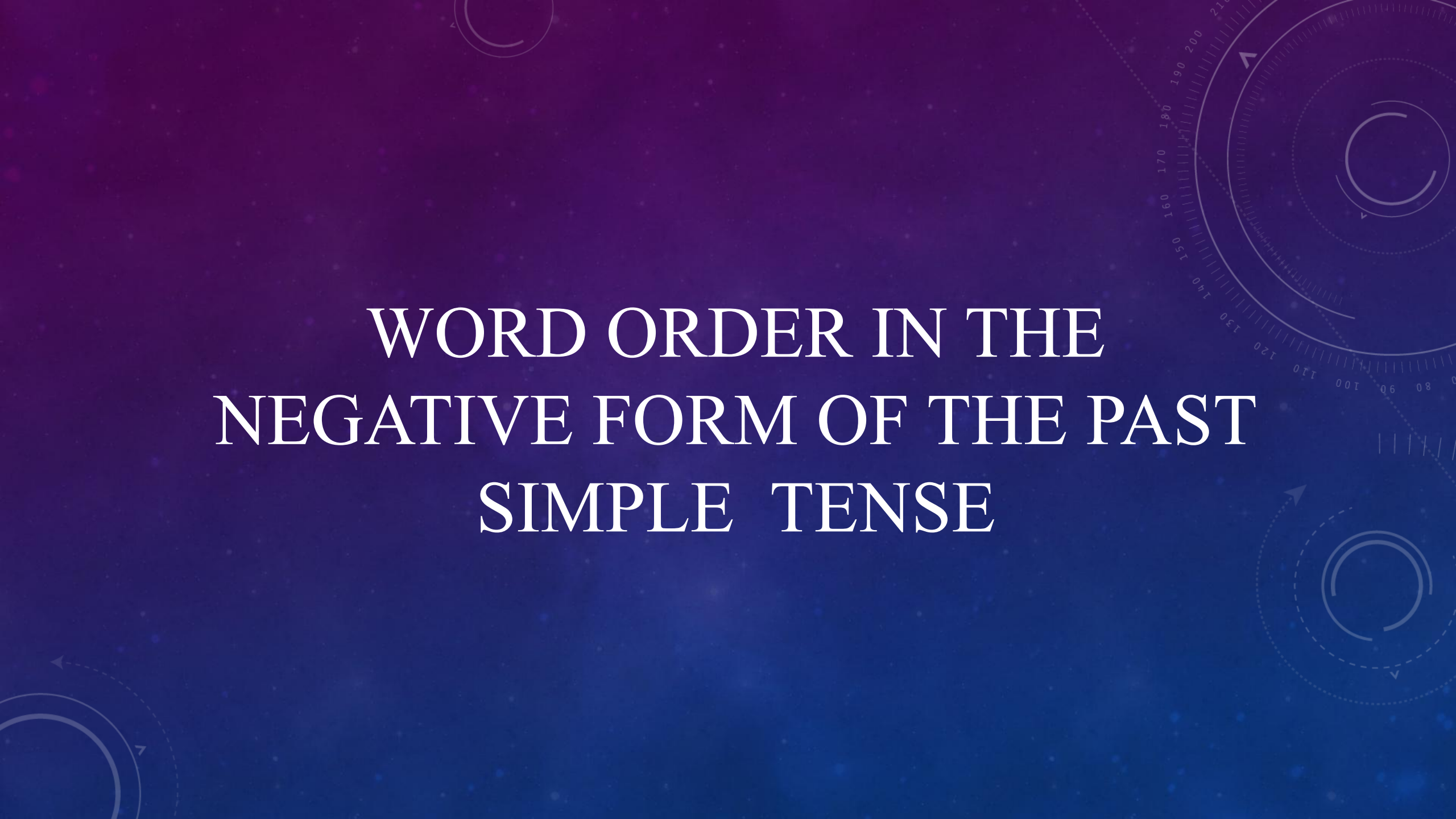
PAST TENSES

SIMPLE	CONTINUOUS	PERFECT	PERFECT CONTINUOUS
yesterday, last week, last month, a year ago	yesterday at 3 o'clock, when I came, while I was working	yesterday by 3 o'clock, before he came	for 2 hours when I came
Действие произошло в определённый период времени и закончилось в прошлом, для выражения последовательных действий в прошлом.	Действие происходило, длилось в определённый момент в прошлом. Момент может быть указан временем либо другим действием.	Действие произошло в прошлом и завершилось к определённому моменту или другого действия в прошлом.	Действие длится в течение указанного периода времени и завершается к определённому моменту в прошлом.

The background features a dark blue gradient with a subtle pattern of white stars. Overlaid on this are several technical diagrams: a large circular gauge with numerical markings (0, 80, 100, 110, 120, 130, 140, 150, 160, 170, 180, 190, 200, 210) and arrows, and other smaller circular elements with dashed lines and arrows, suggesting a mechanical or scientific theme.

WORD ORDER IN THE POSITIVE FORM OF THE PAST SIMPLE TENSE

1	2	3
I We You They He She It	Ved/V2	остальные члены предложения

The background is a dark blue gradient with a subtle pattern of white stars. Overlaid on this are several technical diagrams in a lighter blue color. On the right side, there is a large circular gauge with a scale from 0 to 210 and a needle pointing towards 180. Below it is another circular diagram with concentric circles and arrows. In the bottom left, there are dashed lines and arrows forming a circular path. The text is centered in a white, serif font.

WORD ORDER IN THE NEGATIVE FORM OF THE PAST SIMPLE TENSE

1	2	3	4
I We You They He She It	did not (didn't)	V	остальные члены предложения

WORD ORDER IN SPECIAL QUESTIONS OF THE PAST SIMPLE TENSE

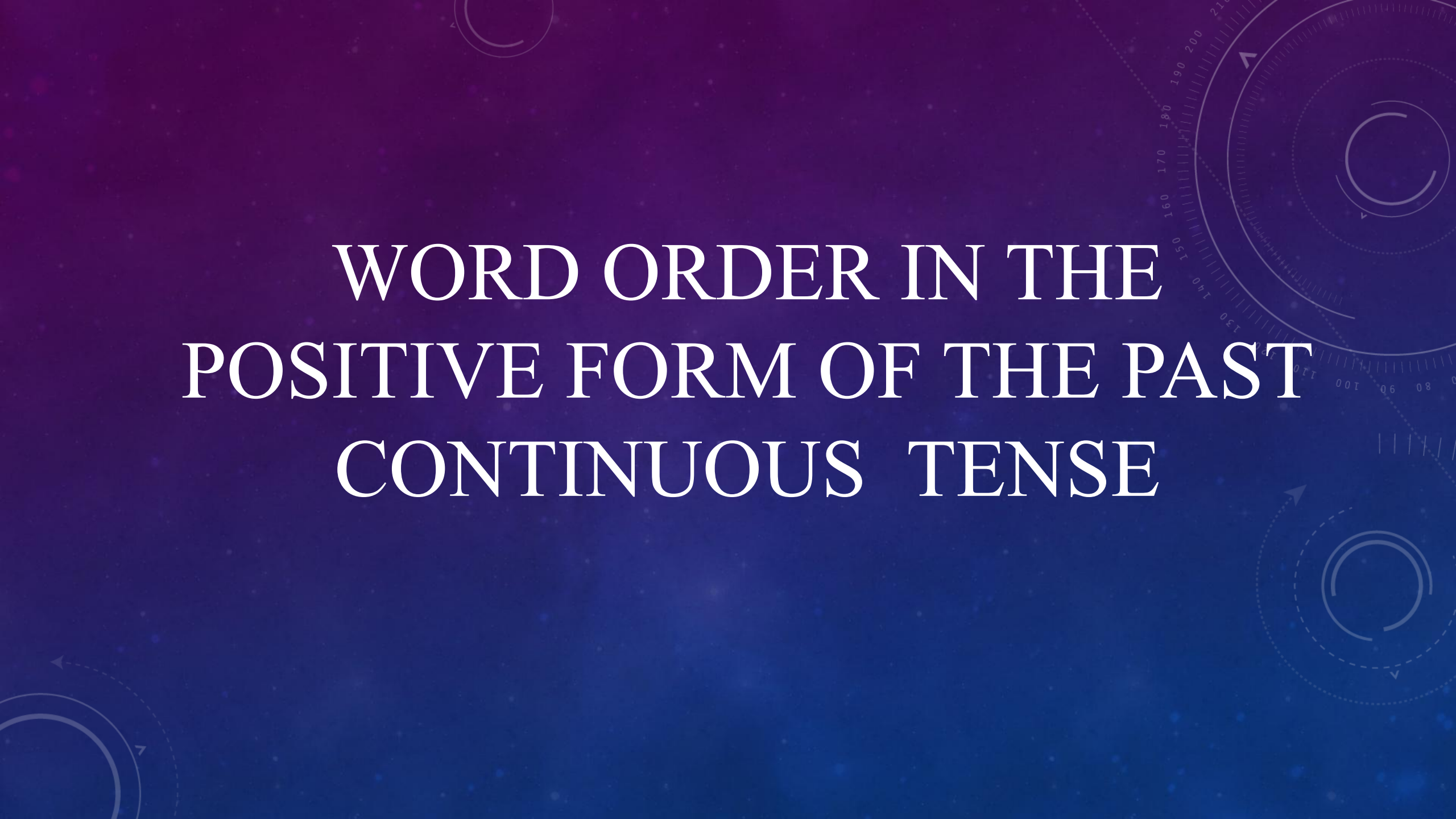
СПЕЦИАЛЬНЫЙ ВОПРОС- ЭТО ВОПРОС,
КОТОРЫЙ НАЧИНАЕТСЯ С ВОПРОСИТЕЛЬНОГО
СЛОВА

1	2	3	4	5
Вопросительное слово	did	I we you they he she it	V	остальные члены предложения

WORD ORDER IN GENERAL QUESTIONS OF THE PAST SIMPLE TENSE

ОБЩИЙ ВОПРОС-ЭТО ВОПРОС,КОТОРЫЙ
НАЧИНАЕТСЯ СО ВСПОМОГАТЕЛЬНОГО
ГЛАГОЛА.ЭТО ВОПРОС БЕЗ ВОПРОСИТЕЛЬН
СЛОВА

1	2	3	4
Did	I we you they he she it	V	остальные члены предложения?

The background features a dark blue gradient with a subtle pattern of white stars. Overlaid on this are several technical diagrams in a lighter blue color. These include circular gauges with numerical scales (e.g., 160, 170, 180, 190, 200, 210) and arrows, as well as dashed lines and concentric circles, suggesting a scientific or engineering theme.

WORD ORDER IN THE POSITIVE FORM OF THE PAST CONTINUOUS TENSE

1	2	3	4
I He She It	was	Ving	Остальные члены предложения
We You They	were	Ving	Остальные члены предложенич

The background features a dark blue gradient with a subtle pattern of white stars. Overlaid on this are several technical diagrams: a large circular gauge with numerical markings (100, 110, 120, 130, 140, 150, 160, 170, 180, 190, 200, 210) and an arrow pointing upwards, located in the upper right; a smaller circular gauge with an arrow pointing downwards, located in the lower right; and a circular diagram with an arrow pointing left, located in the lower left. The text is centered in a white, serif font.

WORD ORDER IN THE NEGATIVE FORM OF THE PAST CONTINUOUS TENSE

1	2	3	4
I He She It	was not (wasn't)	Ving	Остальные члены предложения
We You They	were not (weren't)	Ving	Остальные члены предложения

WORD ORDER IN SPECIAL QUESTIONS OF THE PAST CONTINUOUS TENSE

СПЕЦИАЛЬНЫЙ ВОПРОС- ЭТО ВОПРОС,
КОТОРЫЙ НАЧИНАЕТСЯ С ВОПРОСИТЕЛЬНОГО
СЛОВА

1	2	3	4	5
Вопросительное слово	was	I he she it	Ving	Остальные члены предложения
Вопросительное слово	were	we you they	Ving	Остальные члены предложения

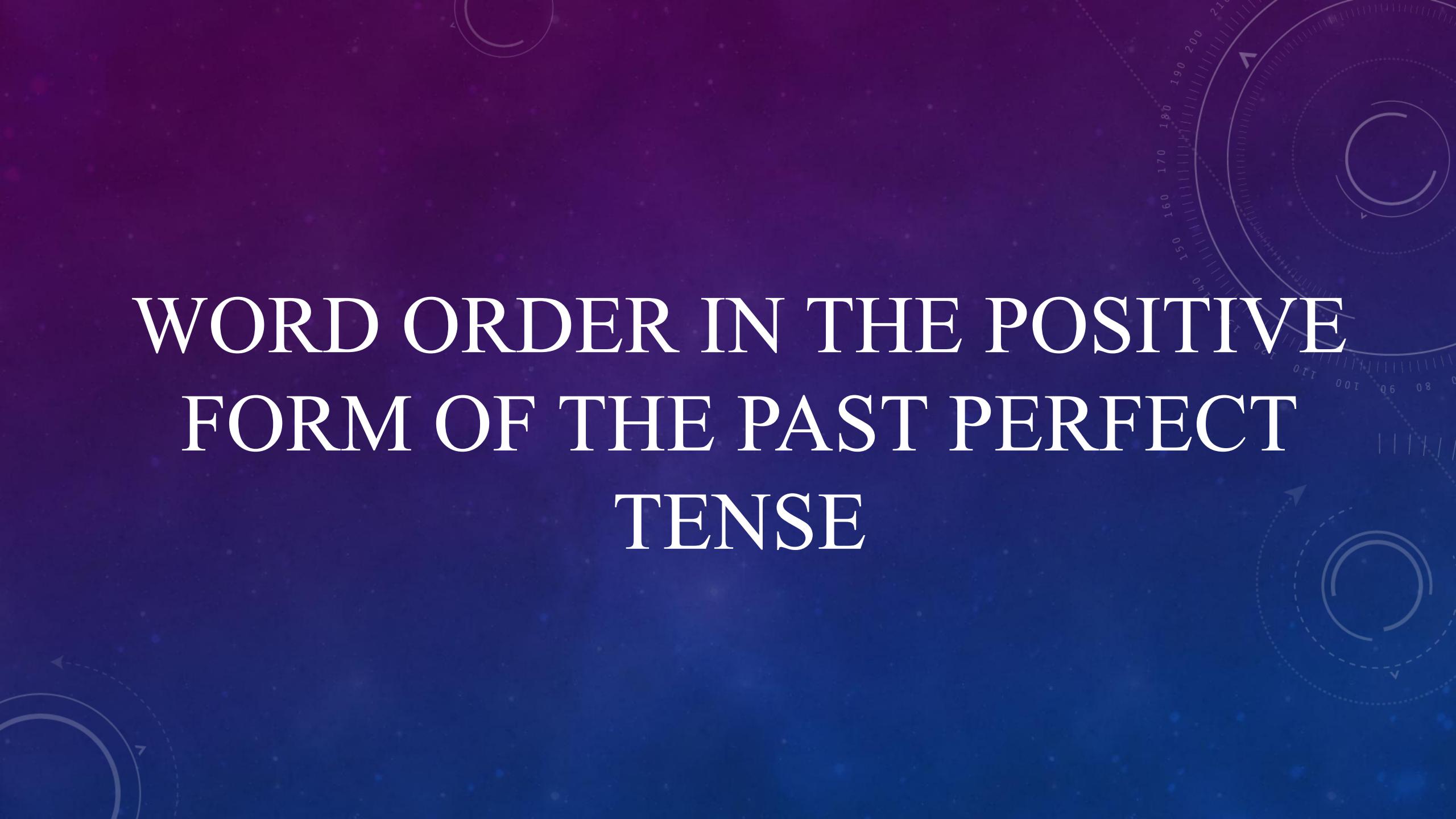
WORD ORDER IN GENERAL QUESTIONS OF THE PAST CONTINUOUS TENSE

ОБЩИЙ ВОПРОС-ЭТО ВОПРОС, КОТОРЫЙ
НАЧИНАЕТСЯ СО ВСПОМОГАТЕЛЬНОГО
ГЛАГОЛА. ЭТО ВОПРОС БЕЗ ВОПРОСИТЕЛЬНОГО
СЛОВА

1	2	3	4
Was	I he she it	Ving	Остальные члены предложения
Were	we you they	Ving	Остальные члены предложения

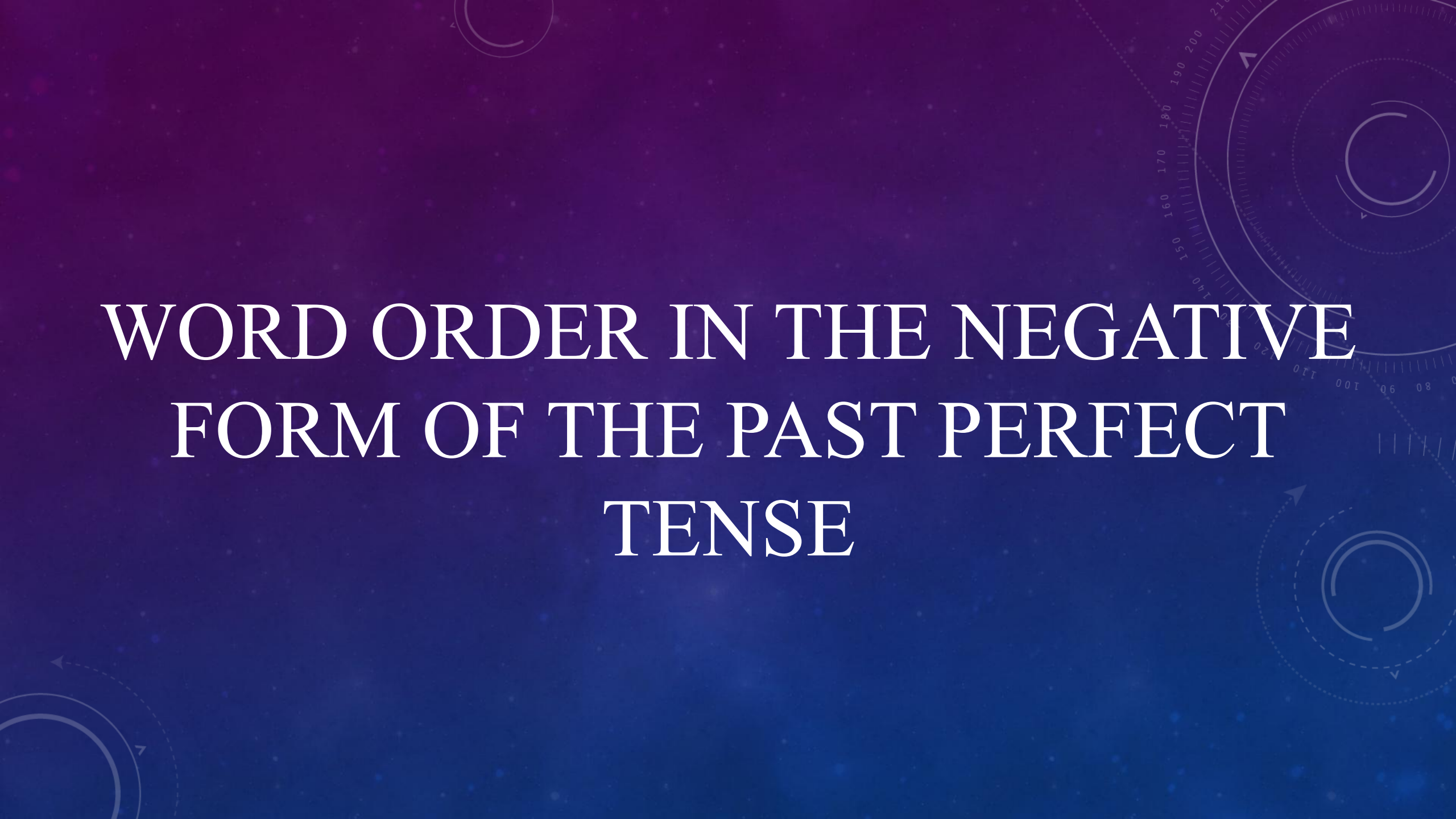
THE PAST PERFECT TENSE

+		?			-			
I He She It We You They	had	V3/Ved	Had	I he she it we you they	V3/Ved	I He She It We You they	had not (hadn't)	V3/Ved

The background features a dark blue gradient with a subtle pattern of white stars. Overlaid on this are several faint, light blue technical diagrams, including circular gauges with numerical scales (e.g., 160, 170, 180, 190, 200, 210) and dashed lines, suggesting a scientific or engineering theme.

WORD ORDER IN THE POSITIVE FORM OF THE PAST PERFECT TENSE

1	2	3	4
I He She It We You They	had	V3/Ved	Остальные члены предложения

The background is a dark blue gradient with a subtle pattern of white stars. Overlaid on this are several faint, light blue technical diagrams. These include circular gauges with numerical scales (e.g., 100, 110, 120, 130, 140, 150, 160, 170, 180, 190, 200, 210) and arrows, as well as concentric circles and dashed lines, suggesting a scientific or engineering theme.

WORD ORDER IN THE NEGATIVE FORM OF THE PAST PERFECT TENSE

1	2	3	4
I He She It We You They	had not (hadn't)	V3/Ved	Остальные члены предложения

WORD ORDER IN SPECIAL QUESTIONS OF THE PAST PERFECT TENSE

СПЕЦИАЛЬНЫЙ ВОПРОС- ЭТО ВОПРОС,
КОТОРЫЙ НАЧИНАЕТСЯ С ВОПРОСИТЕЛЬНОГО
СЛОВА

1	2	3	4	5
Вопросительное слово	had	I he she it we you they	V3/Ved	Остальные члены предложения

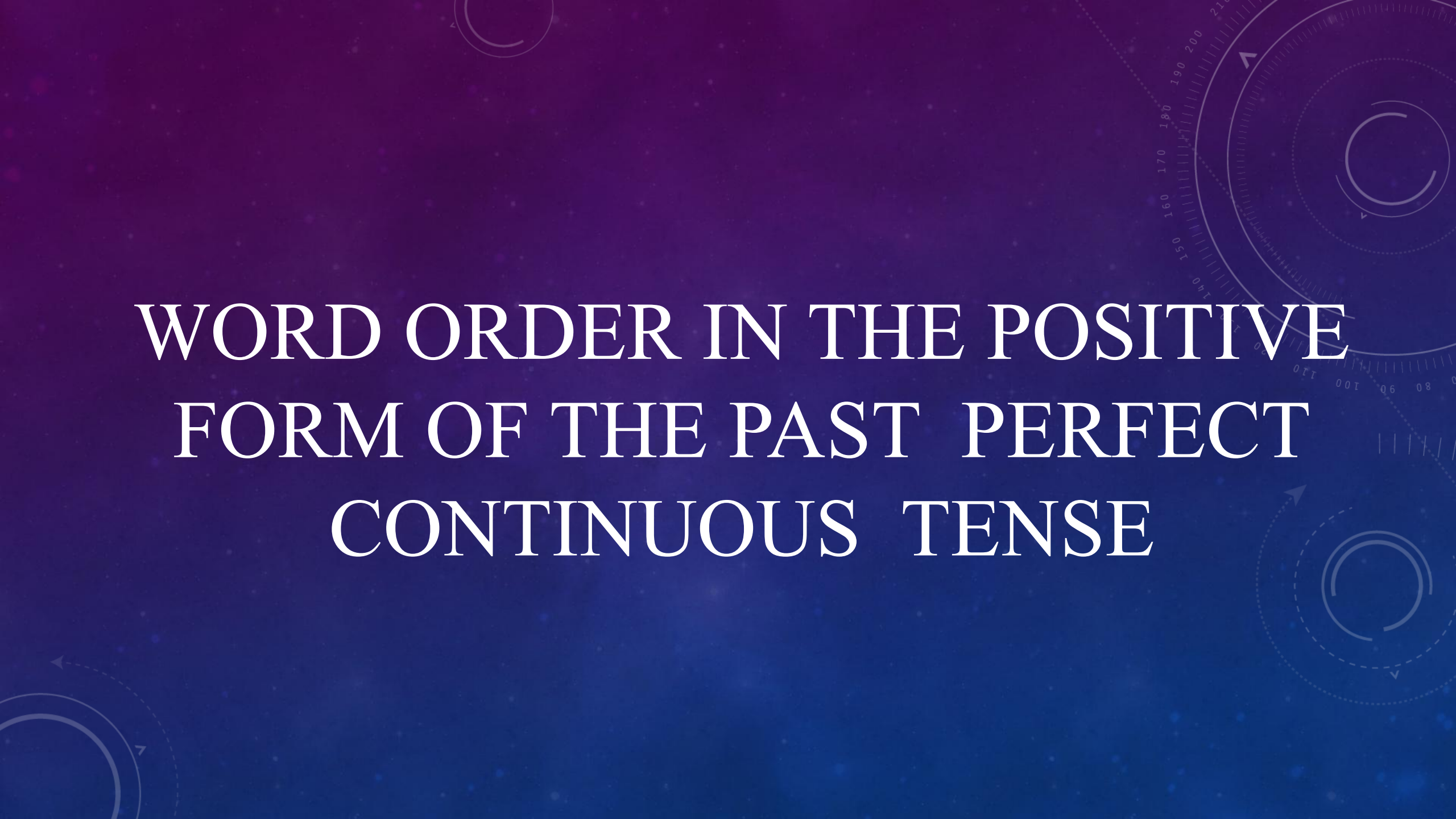
WORD ORDER IN GENERAL QUESTIONS OF THE PAST PERFECT TENSE

ОБЩИЙ ВОПРОС-ЭТО ВОПРОС,КОТОРЫЙ
НАЧИНАЕТСЯ СО ВСПОМОГАТЕЛЬНОГО
ГЛАГОЛА.ЭТО ВОПРОС БЕЗ ВОПРОСИТЕЛЬНО
СЛОВА

1	2	3	4
Had	I he she it we you they	V3/Ved	Остальные члены предложения

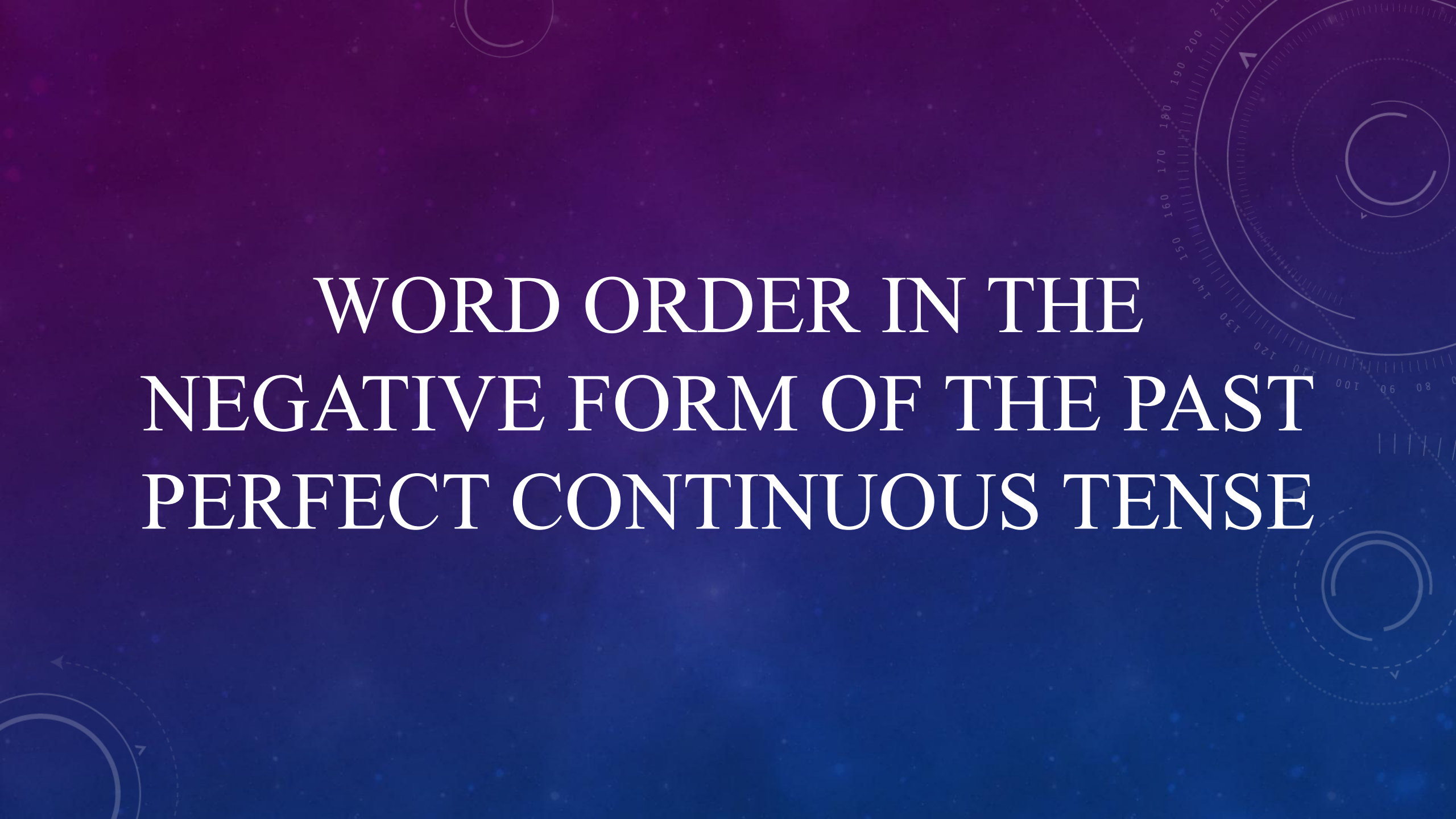
THE PAST PERFECT CONTINUOUS TENSE

+			?			-		
I He She It We You They	had been	Ving	Had	I he she it we you they	been Ving	I He She It We You They	had not been (hadn't been)	Ving

The background features a dark blue gradient with a subtle pattern of white stars. Overlaid on this are several technical diagrams in a lighter blue color. These include circular gauges with numerical scales (e.g., 160, 170, 180, 190, 200, 210) and arrows, as well as concentric circles and dashed lines, suggesting a scientific or engineering theme.

WORD ORDER IN THE POSITIVE FORM OF THE PAST PERFECT CONTINUOUS TENSE

1	2	3	4	5
I He She It We You they	had	been	Ving	Остальные члены предложени я

The background is a dark blue gradient with a subtle pattern of white stars. Overlaid on this are several faint, light blue technical diagrams. These include circular gauges with numerical scales (e.g., 100, 110, 120, 130, 140, 150, 160, 170, 180, 190, 200, 210) and arrows, as well as various concentric circles and dashed lines, suggesting a scientific or engineering theme.

WORD ORDER IN THE NEGATIVE FORM OF THE PAST PERFECT CONTINUOUS TENSE

1	2	3	4	5
I He She It We You They	had not (hadn't)	been	Ving	Остальные члены предложения

WORD ORDER IN SPECIAL QUESTIONS OF THE PAST PERFECT CONTINUOUS TENSE

СПЕЦИАЛЬНЫЙ ВОПРОС- ЭТО ВОПРОС,
КОТОРЫЙ НАЧИНАЕТСЯ С ВОПРОСИТЕЛЬНОГО
СЛОВА

1	2	3	4	5	6
Вопросительное слово	had	I he she it we you they	been	Ving	Остальные члены предложения

WORD ORDER IN GENERAL QUESTIONS OF THE PAST PERFECT CONTINUOUS TENSE

ОБЩИЙ ВОПРОС-ЭТО ВОПРОС,КОТОРЫЙ
НАЧИНАЕТСЯ СО ВСПОМОГАТЕЛЬНОГО
ГЛАГОЛА.ЭТО ВОПРОС БЕЗ ВОПРОСИТЕЛЬНОГО
СЛОВА

1	2	3	4	5
Had	I He She It We You They	been	Ving	Остальные члены предложения

FUTURE TENSES

The background features a gradient from dark purple to blue, overlaid with a field of small white stars. Several technical diagrams are visible: a circular gauge with a scale from 0 to 210 and an arrow pointing to approximately 190; a circular diagram with concentric rings and arrows; and a circular diagram with dashed lines and arrows.

FUTURE TENSES

SIMPLE	CONTINUOUS	PERFECT	PERFECT CONTINUOUS
Tomorrow, next time, next year, in a week	Tomorrow at this time, this time next Monday	By this time next Monday, as soon as he comes	For four hours when he comes
Действие произойдёт в какой-то период времени в будущем	Действие будет происходить, продолжаться в какой-либо момент в будущем, который указан непосредственно временем или совпадающим действием	Действие завершится к определённому моменту в будущем, который выражен указанием точного времени или последующего действия	Действие будет длиться определённый период времени в будущем и завершится к известному моменту в будущем.

The background features a dark blue gradient with a subtle pattern of white stars. Overlaid on this are several technical diagrams in a lighter blue color. These include circular gauges with numerical scales (e.g., 100, 110, 120, 130, 140, 150, 160, 170, 180, 190, 200, 210) and arrows, as well as concentric circles and dashed lines, suggesting a theme of technology or science.

WORD ORDER IN THE POSITIVE FORM OF THE FUTURE SIMPLE TENSE

1	2	3	4
I He She It We You They	will	V	Остальные члены предложения

The background features a dark blue gradient with a subtle pattern of white stars. Overlaid on this are several technical diagrams in a lighter blue color. These include circular gauges with numerical scales (e.g., 100, 110, 120, 130, 140, 150, 160, 170, 180, 190, 200, 210) and arrows, as well as various concentric circles and dashed lines, suggesting a theme of science or technology.

WORD ORDER IN THE NEGATIVE FORM OF THE FUTURE SIMPLE TENSE

1	2	3	4
I He She It We You They	will not (won't)	V	Остальные члены предложения

WORD ORDER IN SPECIAL QUESTIONS OF THE FUTURE SIMPLE TENSE

СПЕЦИАЛЬНЫЙ ВОПРОС- ЭТО ВОПРОС,
КОТОРЫЙ НАЧИНАЕТСЯ С ВОПРОСИТЕЛЬНОГО
СЛОВА

1	2	3	4	5
Вопросительное слово	will	I he she it we you they	V	Остальные члены предложения

WORD ORDER IN GENERAL QUESTIONS OF THE FUTURE SIMPLE TENSE

ОБЩИЙ ВОПРОС-ЭТО ВОПРОС,КОТОРЫЙ
НАЧИНАЕТСЯ СО ВСПОМОГАТЕЛЬНОГО
ГЛАГОЛА.ЭТО ВОПРОС БЕЗ ВОПРОСИТЕЛЬНОГО
СЛОВА

1	2	3	4
Will	I he she it we you they	V	Остальные члены предложения

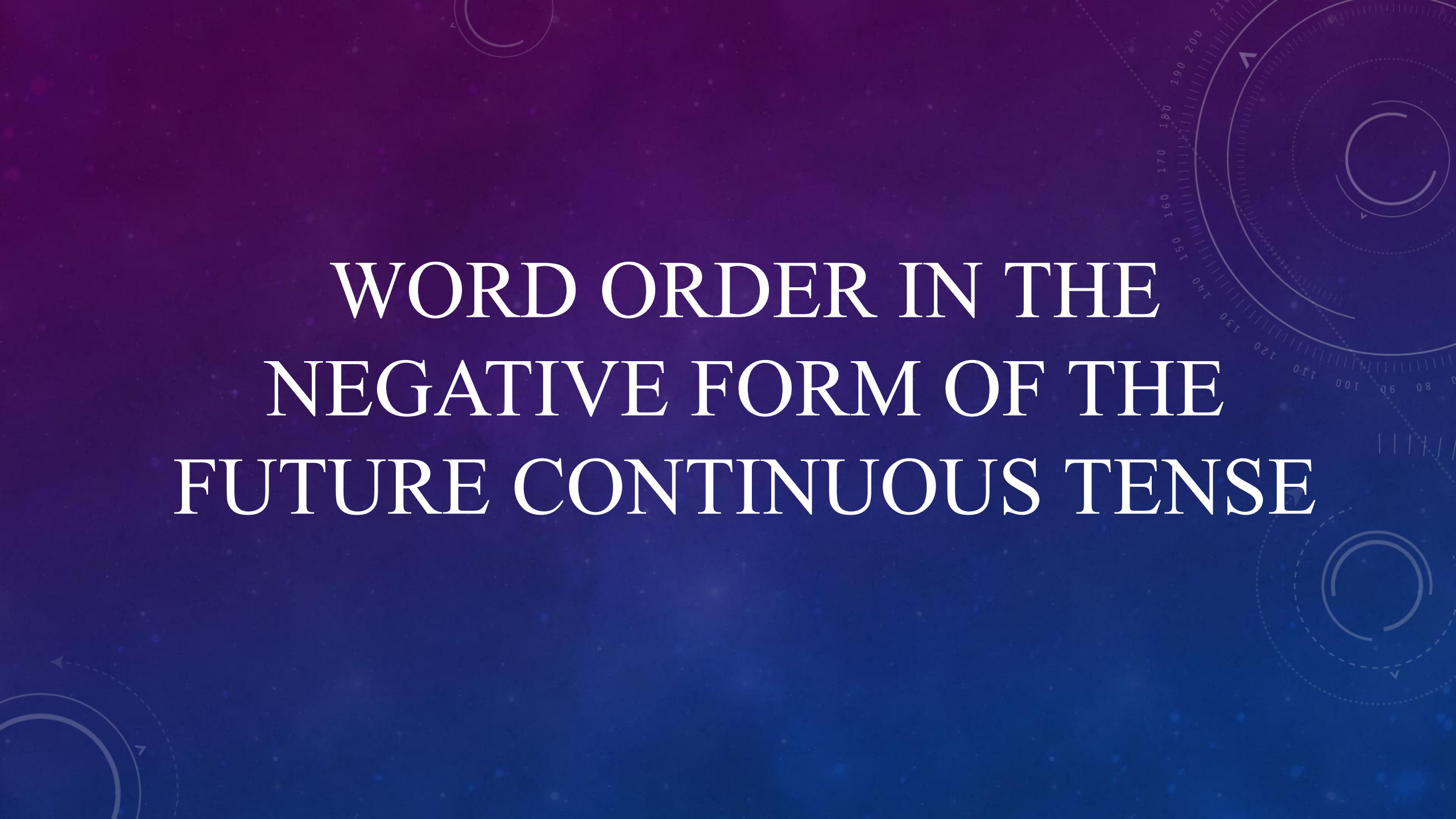
THE FUTURE CONTINUOUS TENSE

+			?			-		
I He She It We You They	will be	Ving	Will	I he she it we you they	be Ving	I He She It We You They	will not (won't) be	Ving

The background features a dark blue gradient with a subtle pattern of white stars. Overlaid on this are several technical diagrams, including circular gauges with numerical scales (e.g., 100, 110, 120, 130, 140, 150, 160, 170, 180, 190, 200, 210) and various circular and dashed lines, suggesting a scientific or engineering theme.

WORD ORDER IN THE POSITIVE FORM OF THE FUTURE CONTINUOUS TENSE

1	2	3	4	5
I He She It We You They	will	be	Ving	Остальные члены предложени я

The background features a dark blue gradient with a subtle pattern of white stars. Overlaid on this are several faint, light blue technical diagrams. On the right side, there is a large circular gauge with a scale from 0 to 210 and a needle pointing towards 180. Below it is another circular diagram with concentric circles and arrows. On the left, there are partial circular diagrams with arrows. The text is centered in a white, serif font.

WORD ORDER IN THE NEGATIVE FORM OF THE FUTURE CONTINUOUS TENSE

1	2	3	4	5
I He She It We You They	will not (won't)	be	Ving	Остальные члены предложения

WORD ORDER IN SPECIAL QUESTIONS OF THE FUTURE CONTINUOUS TENSE

СПЕЦИАЛЬНЫЙ ВОПРОС- ЭТО ВОПРОС,
КОТОРЫЙ НАЧИНАЕТСЯ С ВОПРОСИТЕЛЬНОГО
СЛОВА

1	2	3	4	5	6
Вопросительное слово	will	I he she it we you they	be	Ving	Остальные члены предложения

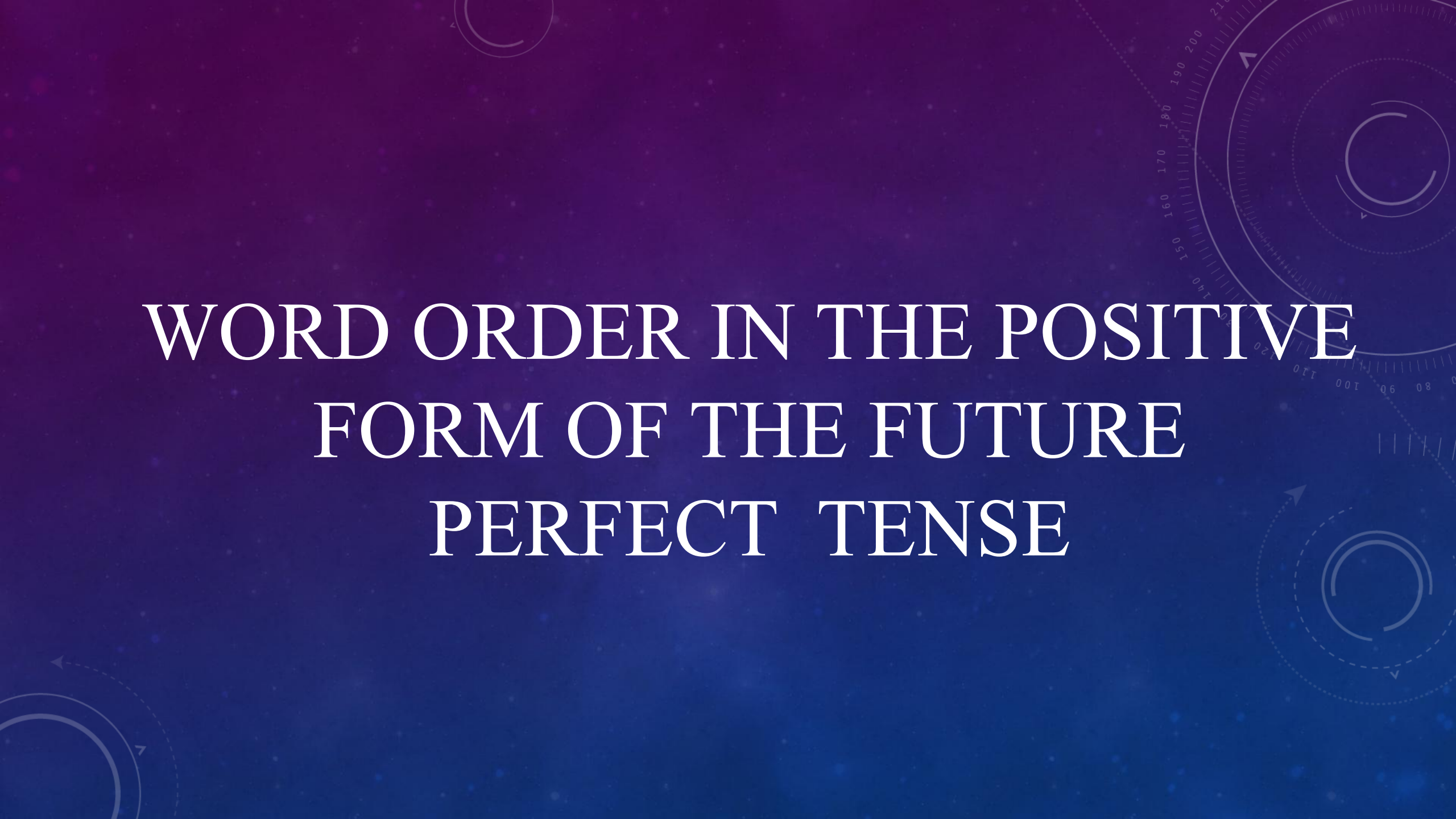
WORD ORDER IN GENERAL QUESTIONS OF THE FUTURE CONTINUOUS TENSE

ОБЩИЙ ВОПРОС-ЭТО ВОПРОС,КОТОРЫЙ
НАЧИНАЕТСЯ СО ВСПОМОГАТЕЛЬНОГО
ГЛАГОЛА.ЭТО ВОПРОС БЕЗ ВОПРОСИТЕЛЬН
СЛОВА

1	2	3	4	5
Will	I he she it we you they	be	Ving	Остальные члены предложения

THE FUTURE PERFECT TENSE

+			?			-		
I He She It We You They	will have	V3/Ved	Will	I he she it we you they	have V3/Ved	I He She It We You They	will not have (won't have)	V3/Ved

The background features a dark blue gradient with a subtle pattern of white stars. Overlaid on this are several technical diagrams, including circular gauges with numerical scales (e.g., 100, 110, 120, 130, 140, 150, 160, 170, 180, 190, 200, 210) and arrows, suggesting a futuristic or scientific theme.

WORD ORDER IN THE POSITIVE FORM OF THE FUTURE PERFECT TENSE

1	2	3	4	5
I He She It We You They	will	have	V3/Ved	Остальные члены предложения

The background features a dark blue gradient with a subtle pattern of white stars. Overlaid on this are several technical diagrams in a lighter blue color. These include circular gauges with numerical scales (e.g., 100, 110, 120, 130, 140, 150, 160, 170, 180, 190, 200, 210) and arrows, suggesting a scientific or engineering theme. The text is centered in a white, serif font.

WORD ORDER IN THE NEGATIVE FORM OF THE FUTURE PERFECT TENSE

1	2	3	4	5
I He She It We You They	will not (won't)	have	V3/Ved	Остальные члены предложения

WORD ORDER IN SPECIAL QUESTIONS OF THE FUTURE PERFECT TENSE

СПЕЦИАЛЬНЫЙ ВОПРОС- ЭТО ВОПРОС,
КОТОРЫЙ НАЧИНАЕТСЯ С ВОПРОСИТЕЛЬНОГО
СЛОВА

1	2	3	4	5	6
Вопросительное слово	will	I he she it we you they	have	V3/Ved	Остальные члены предложения

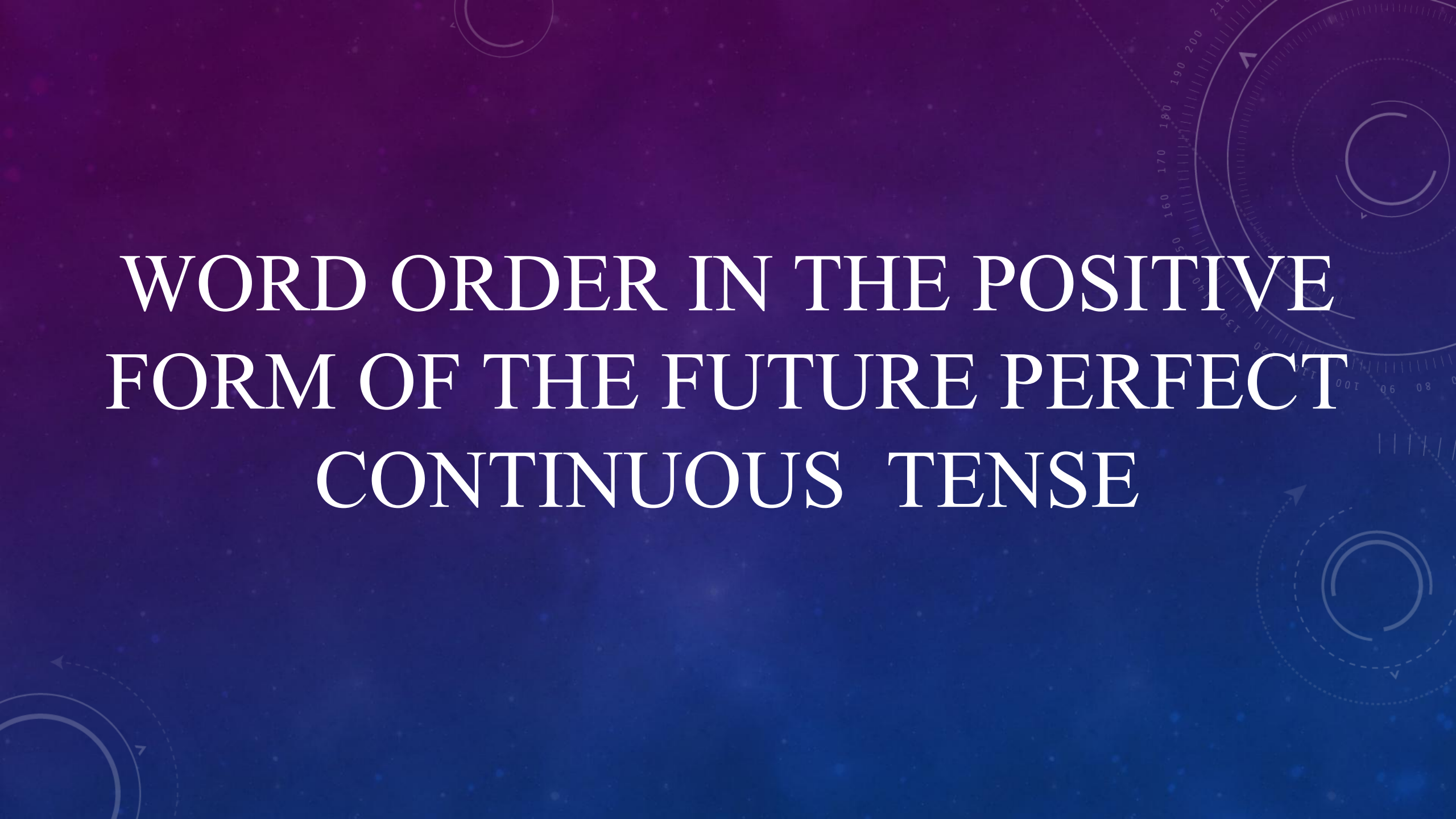
WORD ORDER IN GENERAL QUESTIONS OF THE FUTURE PERFECT TENSE

ОБЩИЙ ВОПРОС-ЭТО ВОПРОС,КОТОРЫЙ
НАЧИНАЕТСЯ СО ВСПОМОГАТЕЛЬНОГО
ГЛАГОЛА.ЭТО ВОПРОС БЕЗ ВОПРОСИТЕЛЬНОГО
СЛОВА

1	2	3	4	5
Will	I he she it we you they	have	V3/Ved	Остальные члены предложения

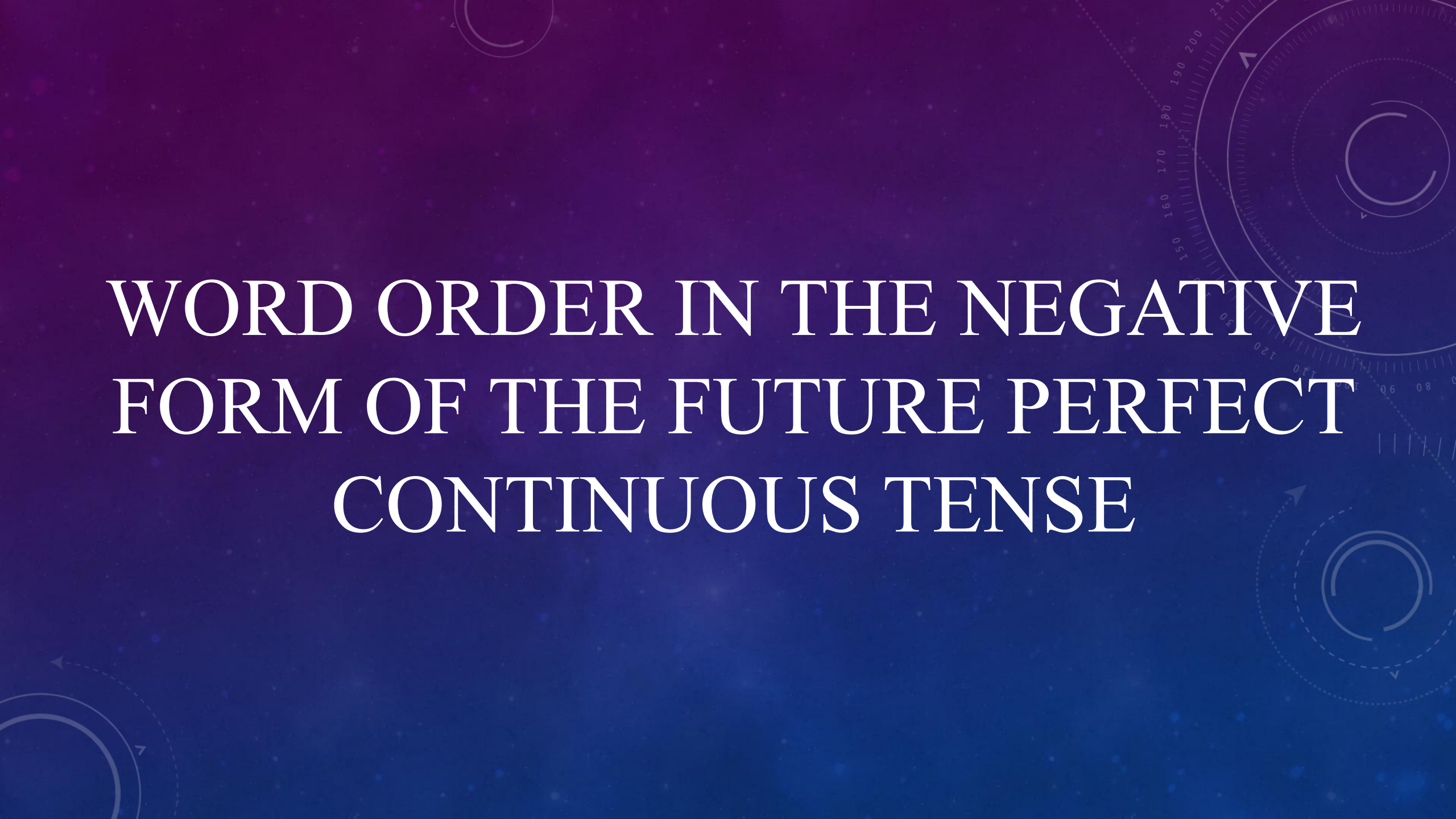
THE FUTURE PERFECT CONTINUOUS TENSE

+			?			-		
I He She It We You They	will have been	Ving	Will	I he she it we you they	have been Ving	I He She It We You They	will not have been (won't have been)	Ving

The background features a dark blue gradient with a subtle pattern of white stars. Overlaid on this are several faint, light blue technical diagrams, including circular gauges with numerical scales (e.g., 0, 80, 100, 120, 130, 140, 150, 160, 170, 180, 190, 200, 210) and dashed lines, suggesting a scientific or engineering theme.

WORD ORDER IN THE POSITIVE FORM OF THE FUTURE PERFECT CONTINUOUS TENSE

1	2	3	4	5	6
I He She It We You They	will	have	been	Ving	Остальные члены предложения

The background features a dark blue gradient with a subtle pattern of white stars. Overlaid on this are several faint, light blue technical diagrams, including circular gauges with numerical scales (e.g., 150, 160, 170, 180, 190, 200, 210) and dashed lines, suggesting a scientific or engineering theme.

WORD ORDER IN THE NEGATIVE FORM OF THE FUTURE PERFECT CONTINUOUS TENSE

1	2	3	4	5	6
I He She It We You They	will not (won't)	have	been	Ving	Остальные члены предложения

WORD ORDER IN SPECIAL QUESTIONS OF THE FUTURE PERFECT CONTINUOUS TENSE

СПЕЦИАЛЬНЫЙ ВОПРОС- ЭТО ВОПРОС,
КОТОРЫЙ НАЧИНАЕТСЯ С ВОПРОСИТЕЛЬНОГО
СЛОВА

1	2	3	4	5	6	7
Вопросительное слово	will	I he she it we you they	have	been	Ving	Остальные члены предложения

WORD ORDER IN GENERAL QUESTIONS OF THE FUTURE PERFECT CONTINUOUS TENSE

ОБЩИЙ ВОПРОС-ЭТО ВОПРОС,КОТОРЫЙ
НАЧИНАЕТСЯ СО ВСПОМОГАТЕЛЬНОГО
ГЛАГОЛА.ЭТО ВОПРОС БЕЗ ВОПРОСИТЕЛЬНОГО
СЛОВА

1	2	3	4	5	6
Will	I he she it we you they	have	been	Ving	Остальные члены предложения

WORD ORDER IN SPECIAL QUESTIONS IN THE PRESENT SIMPLE TENSE

СПЕЦИАЛЬНЫЙ ВОПРОС- ЭТО
ВОПРОС, КОТОРЫЙ НАЧИНАЕТСЯ С
ВОПРОСИТЕЛЬНОГО СЛОВА