



Учитель
английского языка
Брастовская
Дина Юрьевна
ФГКОУ СОШ №8 МО ЧФ
г. Севастополь



My PPT collection
for
Spotlight 4





2
times


- I like it. I like it a lot. I love it. (2)
- I like it very much. (2) I like it. I like it a lot. I love it.
- I really like it very much. (2) I like it. I like it a lot. I love it.



LIKE



- I don't like it. I don't like it at all. } (2)
- I hate it. I can't stand it. }
- I don't like it a bit. I don't like it at all. }
- I hate it. I can't stand it. }
- Not a bit. Not a bit. I don't like it a bit.
- Not at all. Not at all. I don't like it at all.
- I hate it. I can't stand it.
- I don't like it at all.



UNLIKE

1 Look, read and circle.

1



- ski
- skate

2



- swim
- sail

3



- surf
- sing

4



- play the guitar
- play the violin

5




- skate
- dance

6



- surf
- dive





show




nine

1 Who is James' best friend is Craig.

2 How old is he? 

3 What does he look like? 

4 What's he like? 

5 What does he like doing in his free time? 

 Read and answer the questions.

My Best Friend

by James

This is my best friend Craig. He's nine years old. Craig has got short dark hair and blue eyes. He's tall for his age and quite plump. Craig is very kind and friendly. In the picture Craig is playing soccer. He likes playing soccer in his free time.

Craig is a good friend and we do a lot of things together!



Уроки 2а, 2б

1. Прочитай слова и найди их значение. Запиши ответы в таблицу.

- | | |
|--------------------|-------------------------|
| 1. ski | a) играть на скрипке |
| 2. sail | b) нырять |
| 3. skate | c) заниматься сёрфингом |
| 4. play the violin | d) кататься на лыжах |
| 5. surf | e) кататься на коньках |
| 6. dive | f) плавать под парусами |

1	2	3	4	5	6
d	f	e	a	c	b


2. Перепиши слова, расставляя их по алфавиту.

play, surf, dive, skate

Dive. play. skate. surf

Spelling Rules.

 +ing: painting, watching, playing

 +ing: writee-writing, dancee-dancing,
makee-making

 +ing: siting, running, stoppping,
swimmming

 +ing: beginning, preferring

3. Запиши глаголы с окончанием *-ing* в соответствующие колонки по правилам написания.

ski, play, dive, sail, skate, put, surf, make, have, eat, shine, swim

jump – *jumping* skiing, playing, sailing, surfing, eating

live – *living* diving, making, having, shining

run – *running* putting, swimming



Write it right



skating




diving



skiing



surfing



sailing



playing the violin



Регион, населённый пункт

92 СЕВ АСТОПЮЛЬ

Образовательное учреждение

--	--	--	--	--	--	--	--	--	--	--	--	--	--	--	--	--	--	--	--

Класс, № группы

-	-
---	---

Дата проведения

Д	Д	-	М	М	-	Г	Г
---	---	---	---	---	---	---	---

Код, Название предмета


09 АНГЛИЙСКИ

Оценка за диктант

--

Вместо картинок напиши слова в правильной грамматической форме.



Look! These children  . I like  ,

I can't  at all. But I can  quite

well. Is Tom  now? – No, he  .

Can you  well? – No, but I can swim and 

well. What is Larry doing? – He  . He can

 very well. Are they playing the piano? – No, they 


 . They can

well.

При оценивании учитывается орфография и грамматическая форма глагола.

Right words	12-11	10-9	8-6	5-0
Score	5	4	3	2

Time
limit: 8min.





The Числительное Numeral

— это часть речи, которая обозначает

число, количество предметов или порядок предметов при счёте и отвечает на вопрос

сколько?

three chairs (три стула)
стул.)

какой?

the third chair (третий)

По значению имена числительные делятся на

количественные

и

порядковые.

30

thirty

40

forty

50

fifty

60

sixty

70

seventy

80

eighty

90

ninety

100

a hundred

Date, _.

Classwork.

The Numeral – Числительное .

20 – twenty, 30 – thirty, 40 – forty,
50 – fifty, 60 – sixty, 70 – seventy,
80 – eighty, 90 – ninety, 100 – a hundred
20+1=twenty-one, 30+4=thirty-four,
40+9=forty-nine, 90+8=ninety-eight,
100+10= a hundred and ten.




Десятки и единицы записываются через дефис (-)!

К сотням десятки и единицы прибавляются с помощью союза and!



- How old are



- How old are your



4. Напиши, кто чем занимается в данный момент, используя подсказки.

1. Tom/eat an apple. – *Tom is eating an apple now.*
2. Patrick/skate Patrick is skating
3. Alice and Tony/ski now. Alice and Tony are skiing
4. My friends/surf now. My friends are surfing
5. Dad/dive now. Dad is diving
6. My teacher/play the violin now. My teacher is playing the violin
7. I/sail I am sailing now.

5. Исправь утверждения, если они не соответствуют действительности.

1. My sister is playing the guitar now.
– *My sister **isn't** playing the guitar now.*
2. My mum is sailing a boat at the moment.
My mum isn't sailing a boat at the
3. moment.
My friend is skiing in the park now.
My friend isn't skiing in the park
4. now.
My English teacher is surfing in Australia now.
My English teacher isn't surfing in Australia
5. now.
My dad is playing the violin now.
My dad isn't playing the violin
6. now.
I am diving into the sea at the moment.
I'm not diving into the sea at the
7. moment.
My grandma and grandma are skating now.
My grandparents aren't skating



6. Напиши вопросы, используя таблицу.

Am Is Are	<i>your parents</i> <i>your grandpa and</i> <i>grandma</i> <i>I</i> <i>your best friend</i> <i>your little brother</i> <i>your big sister</i>	<i>watching a video</i> <i>sailing a boat</i> <i>diving into the sea</i> <i>playing the guitar</i> <i>skiing in the park</i> <i>making a sandcastle</i>
-----------------	---	--

7. Дай краткие ответы на вопросы, используя подсказки.



1. Is your friend skating? (✓) – Yes, *he is*.
2. Are the girls eating ice cream? (X) – No, *they aren't*.
3. Are the children painting? (✓) – _____
4. Is the little girl making a sandcastle? (X) – _____
5. Is the sun shining? (✓) – _____
6. Is the boy playing the violin? (✓) – _____
7. Are your friends having fun? (X) – _____
8. Are you riding a bike? (X) – _____



At

e:

**WB: стр.21-23,
упр.8-11,
SB: стр. 16, упр.1 –
числительные
выписать в тетрадь
по 1 строчке каждое,
выучить к диктанту**



1 Listen and repeat.

30
thirty

40
forty

50
fifty

60
sixty

70
seventy

80
eighty

90
ninety

100
a hundred

Now I know ...
Now I remember ...



Now I can ...





like this lesson.

It is...

great

super

interesting

funny

|



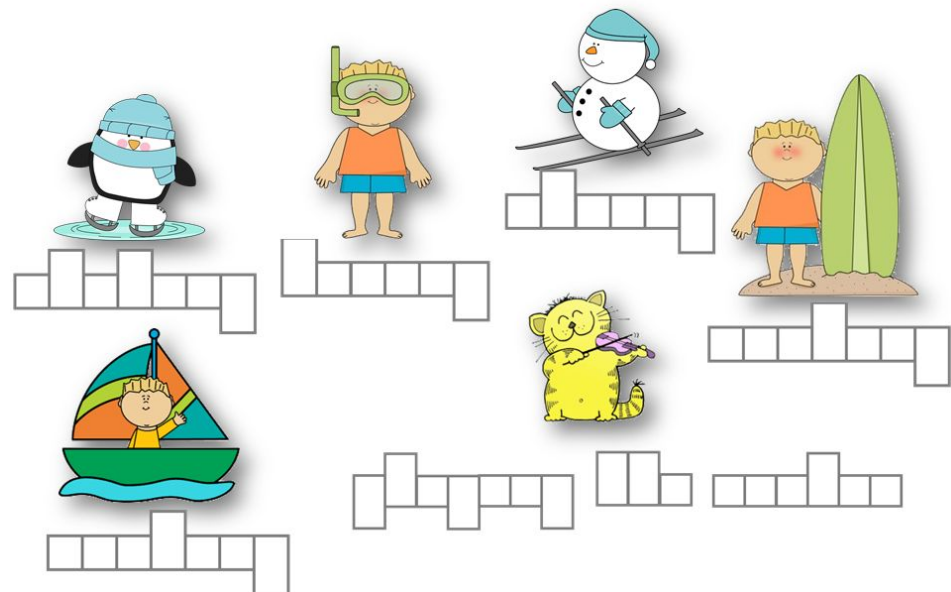



don't like this
lesson. It is...

dull

boring

difficult







Регистр, населённый пункт

92 СЕВ АСТОГОЛЬ

Образовательное учреждение

Класс, № группы

Дата проведения

АДММЛГ

Код, Название предмета

09 АНГЛИЙСКИ

Оценка за диктант

Имя

Вместо картинок напиши слова в правильной грамматической форме.

Look! These children



. I like



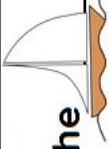
I can't _____ at all. But I can _____ quite



well. Is Tom



_____ now? – No, he



Can you



_____ well? – No, but I can swim and _____



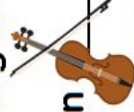
well. What is Larry doing? – He _____ . He can



_____ very well. Are they playing the piano? – No, they



_____ . They can _____



well.

При оценивании учитывается орфография и грамматическая форма глагола.

Right words	12-11	10-9	8-6	5-0
Score	5	4	3	2



Регистр, населённый пункт

92 СЕВ АСТОГОЛЬ

Образовательное учреждение

Класс, № группы

Дата проведения

АДММЛГ

Код, Название предмета

09 АНГЛИЙСКИ

Оценка за диктант

Имя

Вместо картинок напиши слова в правильной грамматической форме.

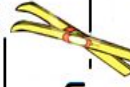
Look! These children



. I like



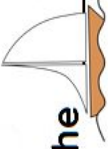
I can't _____ at all. But I can _____ quite



well. Is Tom



_____ now? – No, he



Can you



_____ well? – No, but I can swim and _____



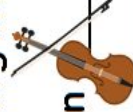
well. What is Larry doing? – He _____ . He can



_____ very well. Are they playing the piano? – No, they



_____ . They can _____



well.

При оценивании учитывается орфография и грамматическая форма глагола.

Right words	12-11	10-9	8-6	5-0
Score	5	4	3	2