

Task 4. Study the two photographs. In 1.5 minutes be ready to compare and contrast the photographs:

- give a brief description (action, location)
- say what the pictures have in common
- say in what way the pictures are different
- say which kind of life you'd prefer for wild animals
- explain why

You will speak for not more than 2 minutes. You have to talk continuously.

1.



2.



Task 4. Study the two photographs. In 1.5 minutes be ready to compare and contrast the photographs:

- give a brief description (action, location)
- say what the pictures have in common
- say in what way the pictures are different
- say which kind of life you'd prefer
- explain why

You will speak for not more than 2 minutes. You have to talk continuously.

1.



2.



Task 4. Study the two photographs. In 1.5 minutes be ready to compare and contrast the photographs:

- give a brief description of the photos (action, location)
- say what the pictures have in common
- say in what way the pictures are different
- say which of the activities presented in the pictures you'd prefer
- explain why

You will speak for not more than 2 minutes (12–15 sentences). You have to talk continuously.

1.



2.



Task 4. Study the two photographs. In 1.5 minutes be ready to compare and contrast the photographs:

- give a brief description of the photos (action, location)
- say what the pictures have in common
- say in what way the pictures are different
- say which of the celebrations in the pictures you like more
- explain why

You will speak for not more than 2 minutes (12–15 sentences). You have to talk continuously.

1.



2.



Task 4. Study the two photographs. In 1.5 minutes be ready to compare and contrast the photographs:

- give a brief description of the photos (action, location)
- say what the pictures have in common
- say in what way the pictures are different
- say which of the leisure activities presented in the pictures you'd prefer
- explain why

You will speak for not more than 2 minutes (12–15 sentences). You have to talk continuously.

1.



2.



Task 4. Study the two photographs. In 1.5 minutes be ready to compare and contrast the photographs:

- give a brief description of the photos (action, location)
- say what the pictures have in common
- say in what way the pictures are different
- say which of the ways of reading a book presented in the pictures you'd prefer
- explain why

You will speak for not more than 2 minutes (12–15 sentences). You have to talk continuously.

Photo 1.




Photo 2.



Task 4. Study the two photographs. In 1.5 minutes be ready to compare and contrast the photographs

- give a brief description of the photos (action, location)
- say what the pictures have in common
- say in what way the pictures are different
- say which of the ways of spending free time presented in the pictures you'd prefer
- explain why

You will speak for not more than 2 minutes (12–15 sentences). You have to talk continuously.

Photo 1.



Photo 2.



Task 4. Study the two photographs. In 1.5 minutes be ready to compare and contrast the photographs:


- give a brief description of the photos (action, location)
- say what the pictures have in common
- say in what way the pictures are different
- say which of the ways of taking care of your health presented in the pictures you'd prefer
- explain why

You will speak for not more than 2 minutes (12–15 sentences). You have to talk continuously.

Photo 1.



Photo 2.



4

Task 4. Study the two photographs. In 1.5 minutes be ready to compare and contrast the photographs:

- give a brief description of the photos (action, location)
- say what the pictures have in common
- say in what way the pictures are different
- say which of the ways of spending your free time presented in the pictures you'd prefer
- explain why

You will speak for not more than 2 minutes (12–15 sentences). You have to talk continuously.

Photo 1.



Photo 2.



4

Task 4. Study the two photographs. In 1.5 minutes be ready to compare and contrast the photographs:

- give a brief description of the photos (action, location)
- say what the pictures have in common
- say in what way the pictures are different
- say which of the ways of spending free time presented in the pictures you'd prefer
- explain why

You will speak for not more than 2 minutes (12–15 sentences). You have to talk continuously.

Photo 1.



Photo 2.



4

Task 4. Study the two photographs. In 1.5 minutes be ready to compare and contrast the photographs:

- give a brief description of the photos (action, location)
- say what the pictures have in common
- say in what way the pictures are different
- say which of the ways of spending free time presented in the pictures you'd prefer
- explain why

You will speak for not more than 2 minutes (12–15 sentences). You have to talk continuously.

Photo 1.



Photo 2.



4

Task 4. Study the two photographs. In 1.5 minutes be ready to compare and contrast the photographs:


- give a brief description of the photos (action, location)
- say what the pictures have in common
- say in what way the pictures are different
- say which of the places presented in the pictures you'd prefer to live in
- explain why

You will speak for not more than 2 minutes (12–15 sentences). You have to talk continuously.

Photo 1.



Photo 2.



4

Task 4. Study the two photographs. In 1.5 minutes be ready to compare and contrast the photographs:

- give a brief description of the photos (action, location)
- say what the pictures have in common
- say in what way the pictures are different
- say which of the seasons presented in the pictures you'd prefer
- explain why

You will speak for not more than 2 minutes (12–15 sentences). You have to talk continuously.

Photo 1.



Photo 2.



4

Task 4. Study the two photographs. In 1.5 minutes be ready to compare and contrast the photographs:

- give a brief description of the photos (action, location)
- say what the pictures have in common
- say in what way the pictures are different
- say which of the foods presented in the pictures you'd prefer
- explain why

You will speak for not more than 2 minutes (12–15 sentences). You have to talk continuously.

Photo 1.



Photo 2.

