


Welcome to the magic room.
Can you get the secret code?
If you are ready click

Yes!

Is
good





Complete the email with the correct form of *have to* and the verbs in brackets.



Hi Vanessa,

I can't come to the beach with you. Mum and Dad are having a party and we ¹ have to get (get) the house ready. There's a lot to do!

Dad ² _____ (tidy) the garden, Mum

³ _____ (prepare) the food and

I ⁴ _____ (help) them. My little brothers

⁵ _____ (not do) any chores.

What about you? Are you doing anything nice this morning or ⁶ _____ (you / do) chores?

See you soon.

Cassandra



2.56 Circle the correct answer. Then listen and check.

1 A: You don't look ¹ill / well.

B: I've got a headache.

A: Why ²aren't / don't you lie down and take a ³painkiller / plaster?

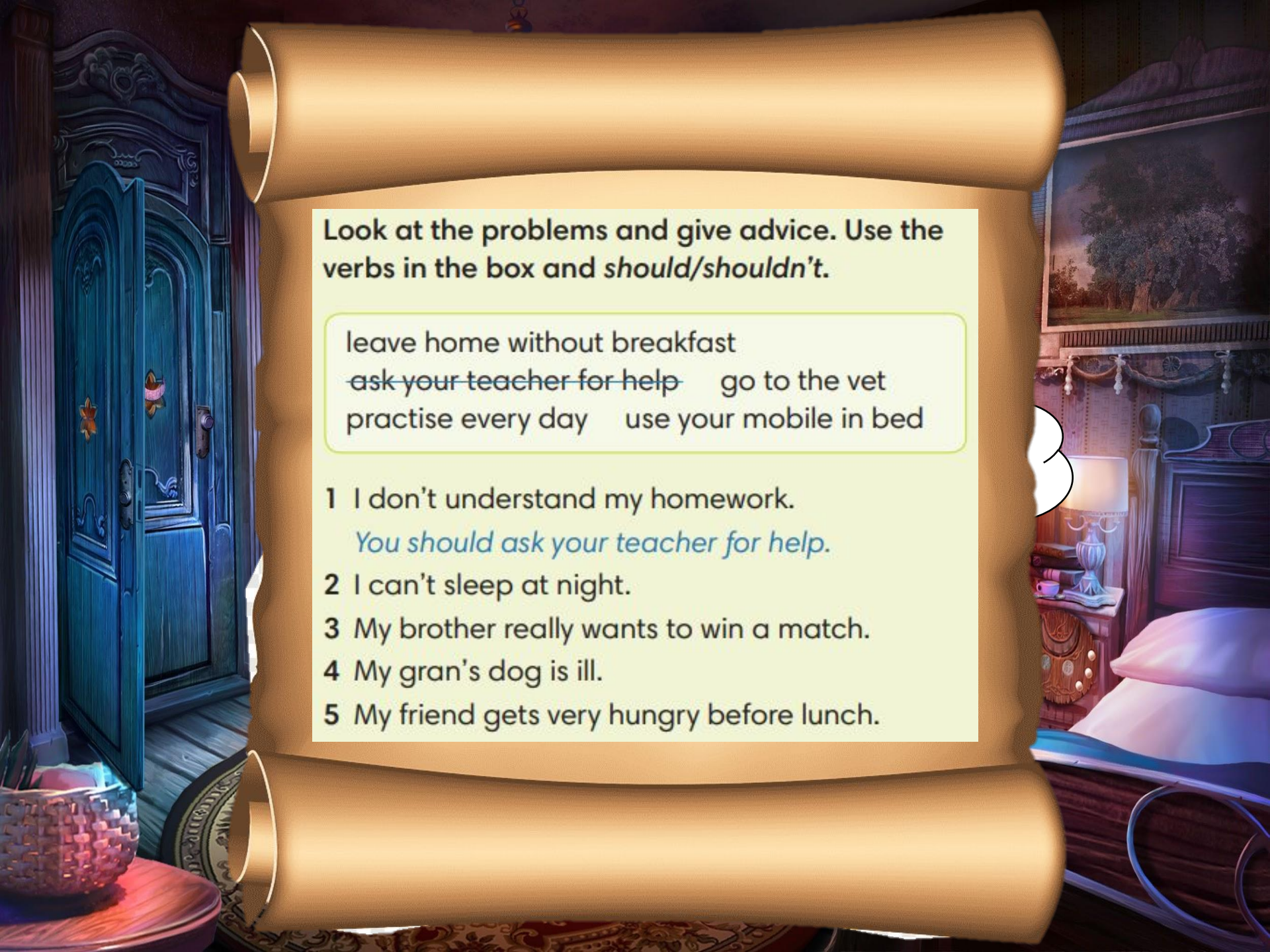
2 A: What's the ⁴matter / wrong?

B: I've got mosquito ⁵break / bites all over my body!

A: You should put some ⁶mint tea / cream on them.

B: Good idea.



The background of the slide is a detailed illustration of a bedroom. On the left, there is a dark blue, ornate door with a gold handle and a small window. To the right, a bed with a dark wooden headboard and a white pillow is visible. A bedside table with a lamp and a framed picture of a landscape are also present. The central focus is a large, unrolled scroll with a light beige background, containing text and a list of problems.

Look at the problems and give advice. Use the verbs in the box and *should/shouldn't*.

leave home without breakfast
~~ask your teacher for help~~ go to the vet
practise every day use your mobile in bed

- 1 I don't understand my homework.
You should ask your teacher for help.
- 2 I can't sleep at night.
- 3 My brother really wants to win a match.
- 4 My gran's dog is ill.
- 5 My friend gets very hungry before lunch.

Look at the picture and complete the health problems 1-6.



1 a runny nose

4 a _____

2 _____

5 a _____

3 a _____ throat


6 a _____ leg



Now you have the secret code!
Are you ready to use it?

Yes!

5 Cheese and milk make your b_____ strong.



**ENTER THE
C**





CONGRATULATIONS

Порядок выполнения (заглавными буквами обозначены Триггеры):

1. ОКНО: посмотреть видео. (код 3)
2. БУМАЖКА под ковром: задание. (код 1)
3. ГРАММОФОН: аудиозадание. (код 7)
4. КНИГА: задание. (код 9)
5. КАРТИНКА на стене: задание. (код 5)
6. КРОВАТЬ: задание от кота. (код 0)

317950

На первом слайде, где фея говорит, кликаем на облачко с текстом для следующей фразы.