

Волновая теория Эллиотта

Премиум анализ



EUR/USD D1

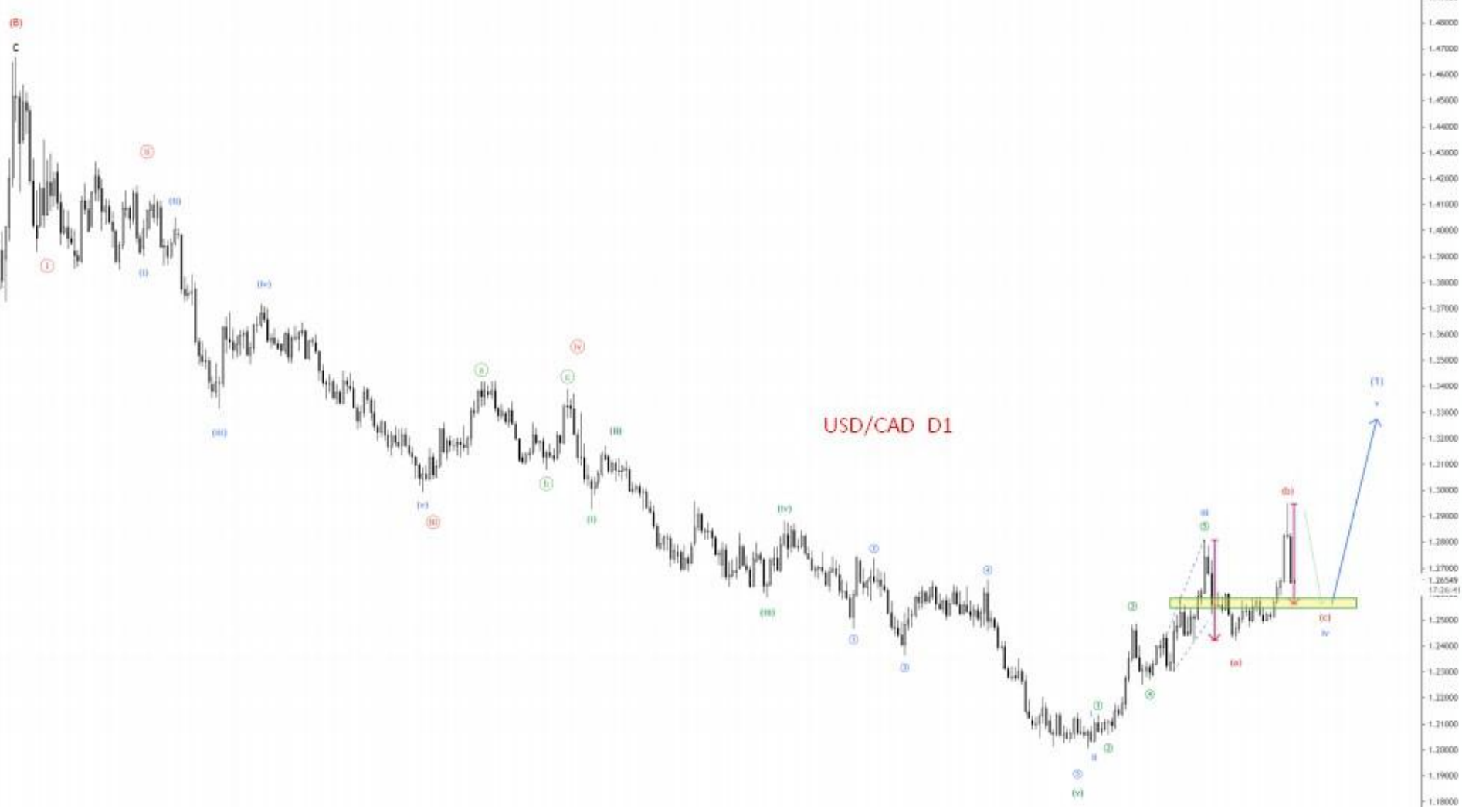
EURUSD, 01:27:04



EUR/USD H4

1.23500
1.23000
1.22500
1.22000
1.21500
1.21000
1.20500
1.20000
1.19500
1.19000
1.18500
1.18000
1.17500
1.17404
01:27:04
1.17000
1.16500
1.16000
1.15500

USD/CAD 1D, FIG 1



USD/CAD D1

1.49000
 1.48000
 1.47000
 1.46000
 1.45000
 1.44000
 1.43000
 1.42000
 1.41000
 1.40000
 1.39000
 1.38000
 1.37000
 1.36000
 1.35000
 1.34000
 1.33000
 1.32000
 1.31000
 1.30000
 1.29000
 1.28000
 1.27000
 1.2654
 1.26
 1.2554
 1.25
 1.24000
 1.23000
 1.22000
 1.21000
 1.20000
 1.19000
 1.18000

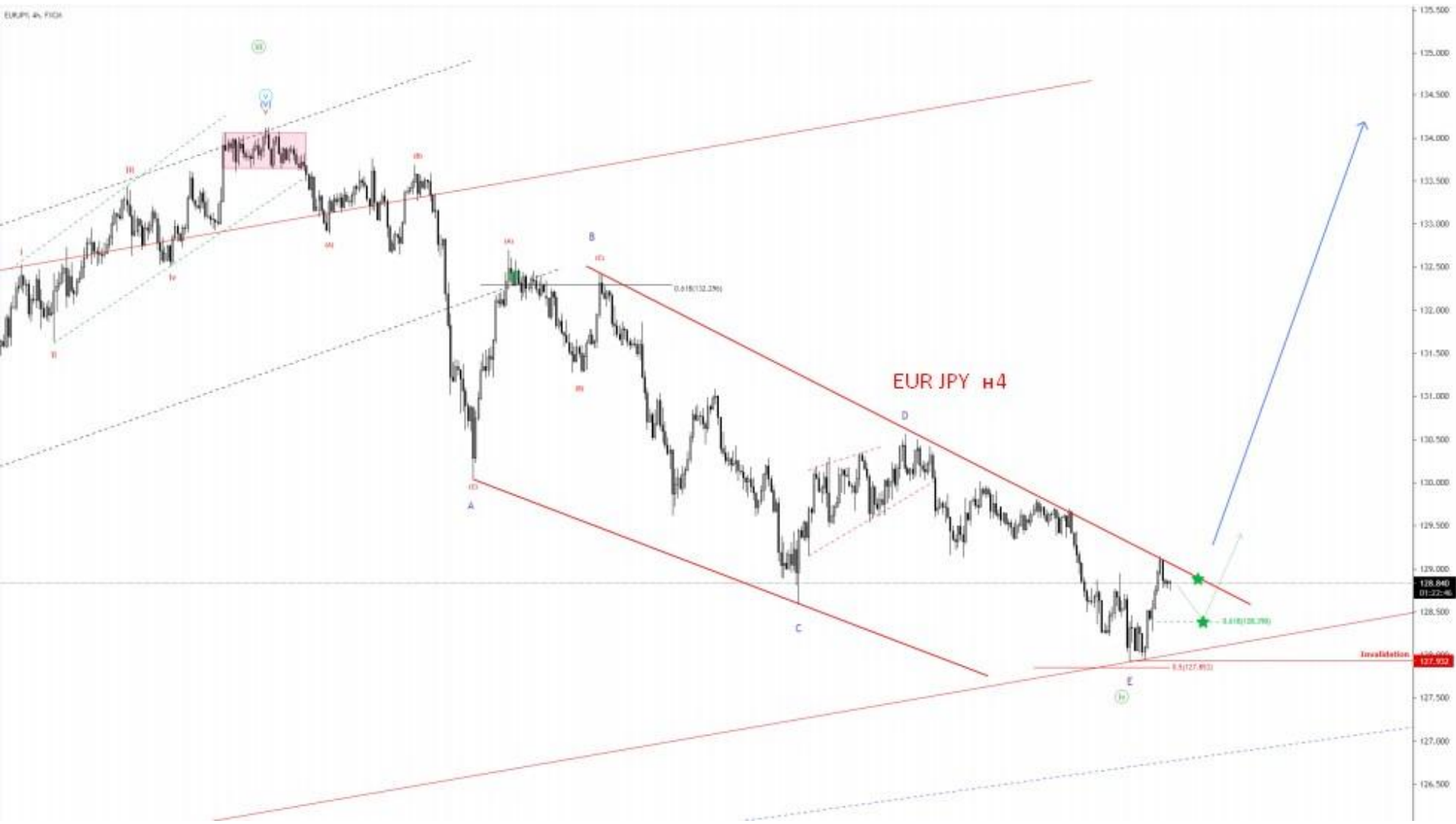








EUR JPY 10



EURJPY H4

Insulation 127.932



GBP JPY Д1

159.000
158.000
157.000
156.000
155.000
154.000
153.000
152.000
151.000
150.500
150.000
149.000
148.000
147.000
146.000
145.000
144.000
143.000
142.000
141.000
140.000
139.000
138.000
137.000
136.000
135.000
134.000
133.000
132.000
131.000
130.000
129.000
128.000
127.000
126.000
125.000
124.000
123.000
122.000



GBPJPY H4

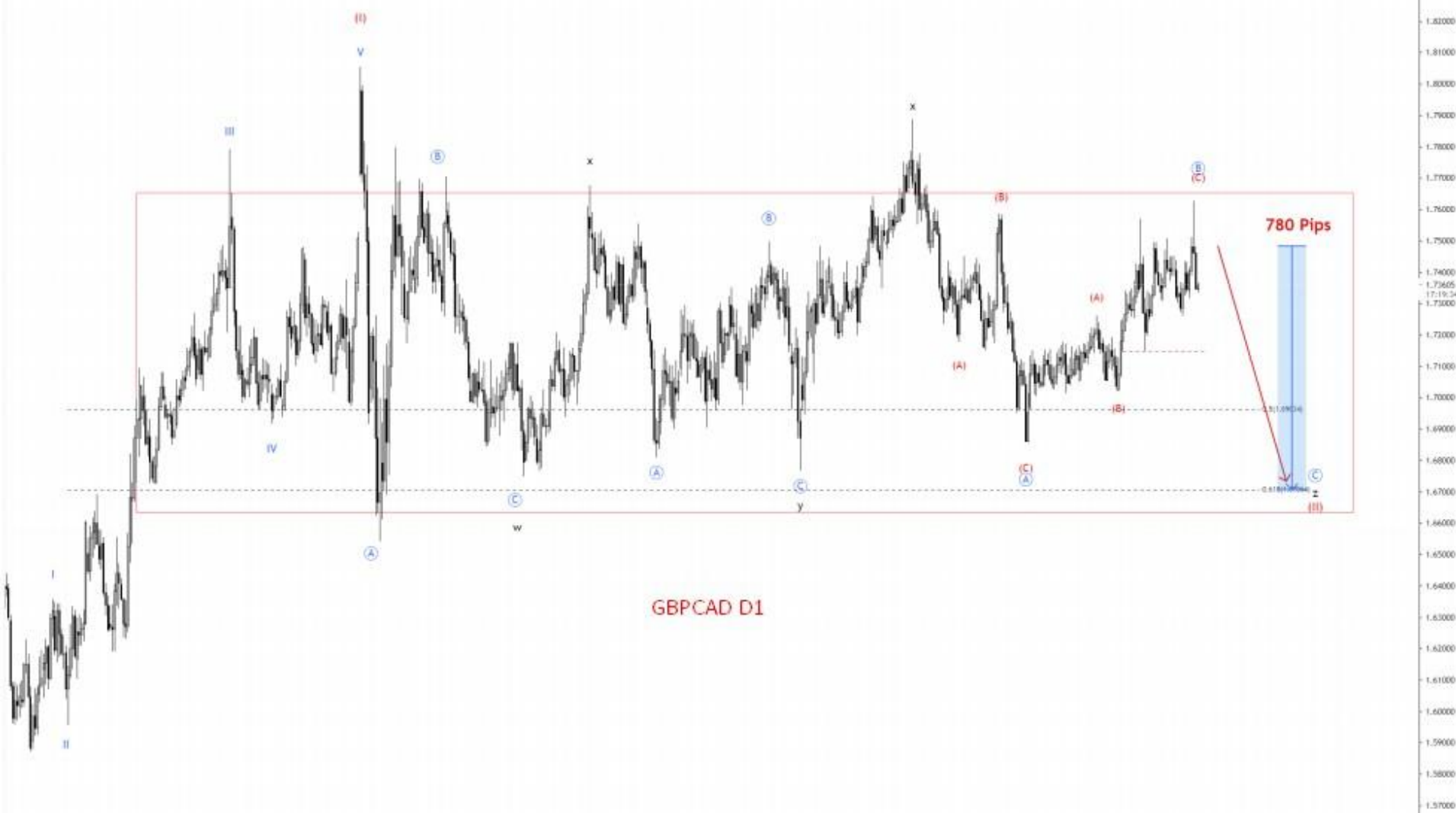
Confirmation level to buy

151,400

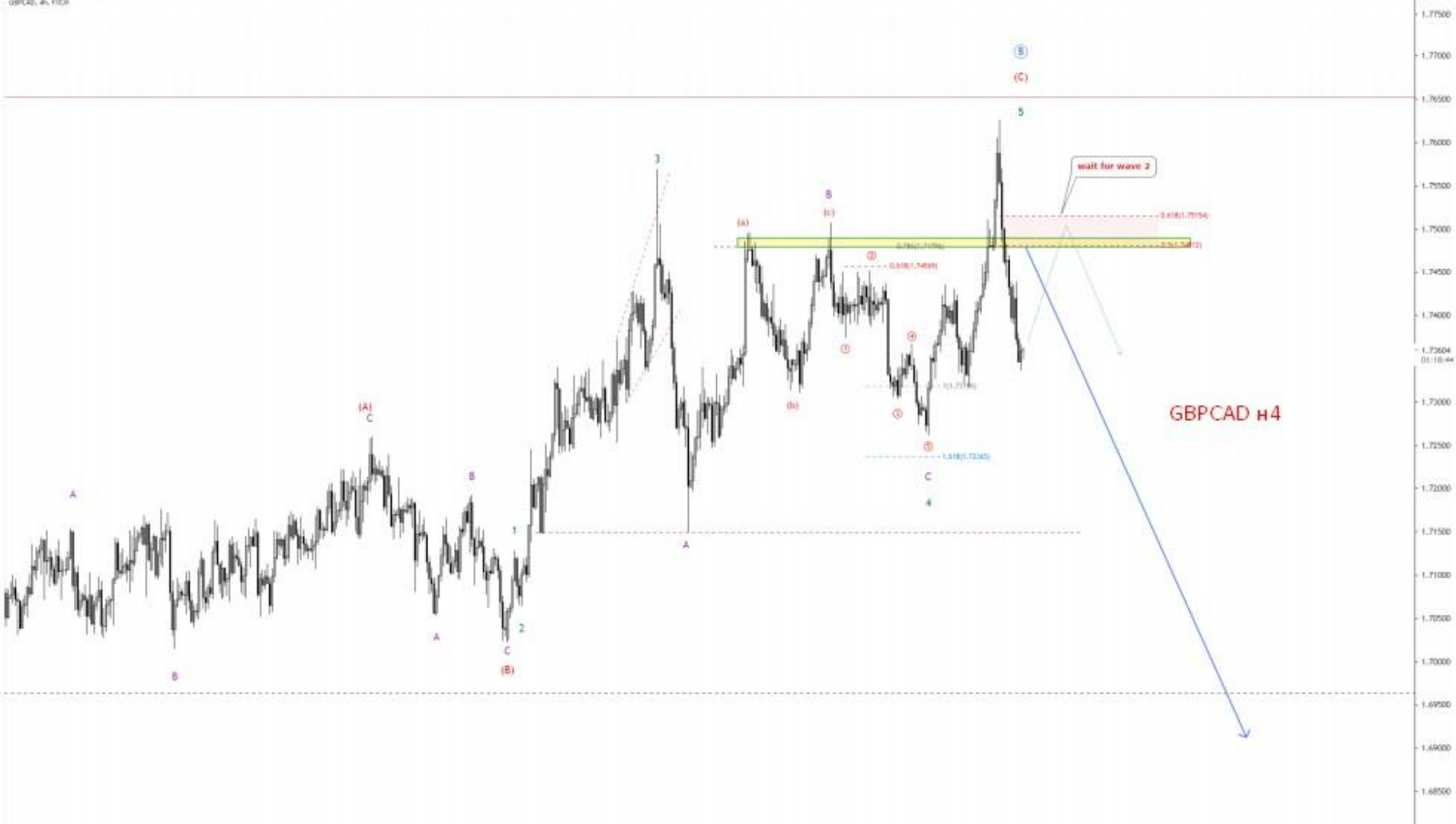
0.786(48.1%)

Invalidation Level

148,000



GBPCAD D1



GBPCAD H4

wait for wave 2

(B)
(C)

(A)
C

B

(B)

A

(a)

(c)

(b)

C

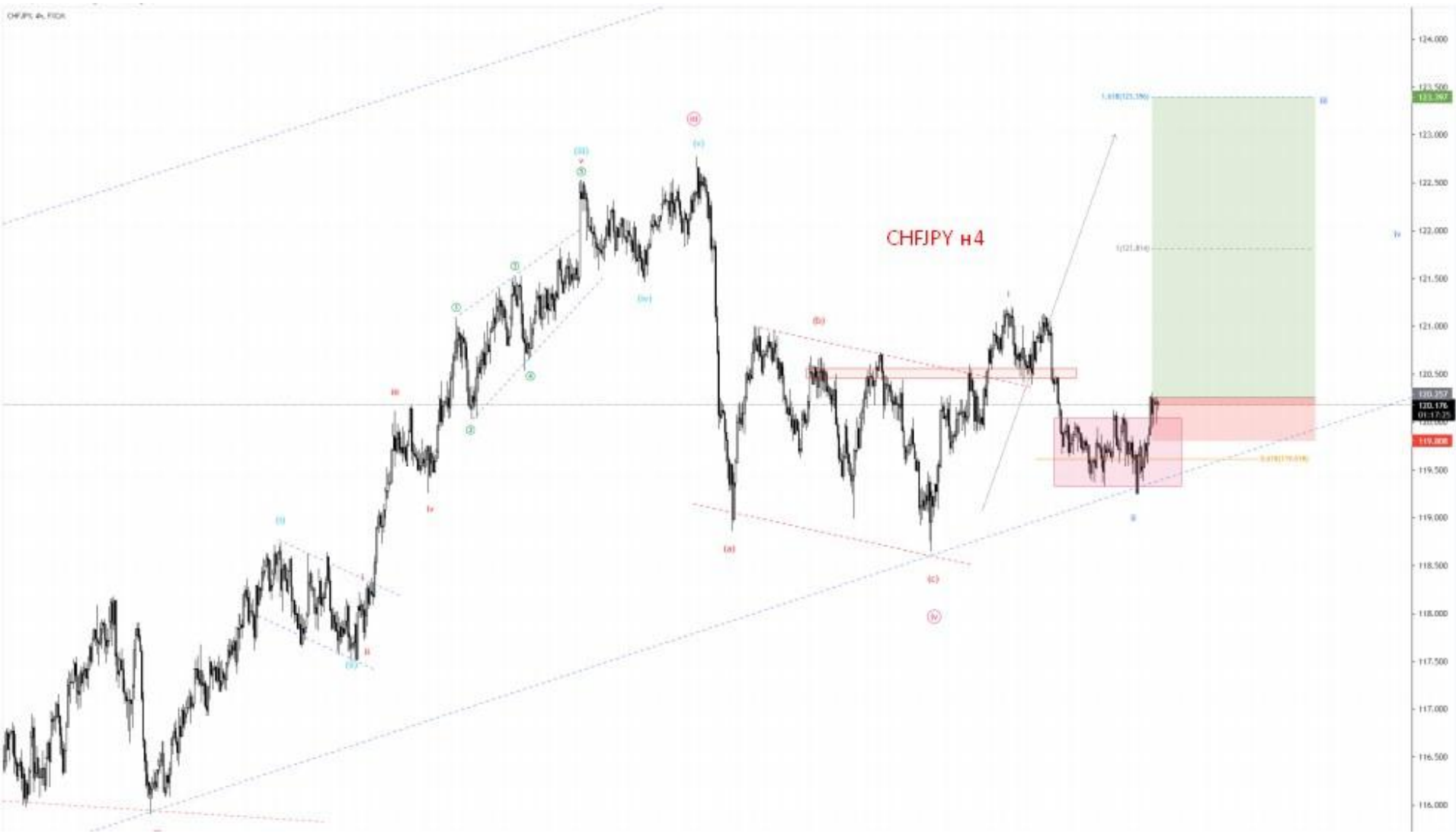
4

5

1.77500
1.77000
1.76500
1.76000
1.75500
1.75000
1.74500
1.74000
1.73504
01:18:44
1.73000
1.72500
1.72000
1.71500
1.71000
1.70500
1.70000
1.69500
1.69000
1.68500



126,000
125,000
124,000
123,000
122,000
121,000
120,000
119,000
118,000
117,000
116,000
115,000
114,000
113,000
112,000
111,000
110,000
109,000
108,000
107,000



124.000
123.500
123.000
122.500
122.000
121.500
121.000
120.500
120.000
119.500
119.000
118.500
118.000
117.500
117.000
116.500
116.000