


A lush tropical forest scene with a river and a waterfall. The foreground shows a river with white water rapids flowing over large, dark rocks. The background is a dense, green forest with sunlight filtering through the trees. A large tree trunk with thick, hanging vines is visible on the left side of the image.

dangerous journeys

Reading comprehension

Look at the photos.
Why do these children have to go to a dangerous journey?



A lush green forest scene with a stream and a waterfall. The background is filled with dense foliage and trees. In the foreground, a stream flows over rocks, creating a small waterfall. The overall atmosphere is serene and natural.


Read the introduction to the text and find out!

How dangerous is your journey to school? Perhaps you have to walk across a busy road or ride your bike in traffic. But in general, your journey is probably safe. For some children, it's very different ...



Reading Strategy

When you match sentences to texts, make sure the whole sentence matches the information in the text. Do not just look for one or two words that are in the text and the sentence.

B**a****D****C**

It's very different ...

1 Banpo Elementary School in China is on a mountain. The path to school is very **narrow** and dangerous. The children have to walk in a line. When they meet somebody, they have to stand against the mountain while the person passes. For the parents, it is very worrying. Fortunately, the head teacher of the school walks with the children every morning.

2 A group of children in Sumatra, Indonesia, have to cross a **wide** river every morning on their way to school. The bridge across the river is broken, so about 20 children have to walk across a rope. The rope is ten metres above the water. After that, they have to walk ten kilometres through the jungle! And of course, at the end of the school day, they have to do the same journey again on their way home.

3 Students in Minh Hoa in Vietnam have to cross a river on their way to and from school every day. There are no bridges or boats, so the children swim. They put their books and clothes in **large** plastic bags so they do not get **wet**. The bags also help the children to stay safe in the water (the water is 20 metres deep). When they reach the other side, they take their **dry** clothes out of the bag and put them on.

4 Near Bogotá, the capital of Colombia, some children have to cross a large valley to get to school. At the bottom of the valley is the Rio Negro, a huge river. There is only one way to cross the valley: on a zip wire. That's a metal rope, 800 metres long and 400 metres above the river. The journey is very fast. In fact, it only takes about one minute! **Small** children cannot travel across the valley alone, so their brother or sister puts them in a bag!

How dangerous is your journey to school? Perhaps you have to walk across a busy road or ride your bike in traffic. But in general, your journey is probably safe. For some children, it's very different ...



Read the text again.
Answer the
questions.



Which group of children ...

- A sometimes put a family member inside a bag?
- B cannot use the bridge across the river?
- C travel very fast?
- D have to swim across a river?
- E have to walk along a dangerous path?
- F have a long walk as part of their journey to school?
- G travel to school with their head teacher?

It's very different ...

1 Banpo Elementary School in China is on a mountain. The path to school is very **narrow** and dangerous. The children have to walk in a line. When they meet somebody, they have to stand against the mountain while the person passes. For the parents, it is very worrying. Fortunately, the head teacher of the school walks with the children every morning.

2 A group of children in Sumatra, Indonesia, have to cross a **wide** river every morning on their way to school. The bridge across the river is broken, so about 20 children have to walk across a rope. The rope is ten metres above the water. After that, they have to walk ten kilometres through the jungle! And of course, at the end of the school day, they have to do the same journey again on their way home.

3 Students in Minh Hoa in Vietnam have to cross a river on their way to and from school every day. There are no bridges or boats, so the children swim. They put their books and clothes in **large** plastic bags so they do not get **wet**. The bags also help the children to stay safe in the water (the water is 20 metres deep). When they reach the other side, they take their **dry** clothes out of the bag and put them on.

4 Near Bogotá, the capital of Colombia, some children have to cross a large valley to get to school. At the bottom of the valley is the Rio Negro, a huge river. There is only one way to cross the valley: on a zip wire. That's a metal rope, 800 metres long and 400 metres above the river. The journey is very fast. In fact, it only takes about one minute! **Small** children cannot travel across the valley alone, so their brother or sister puts them in a bag!

Put the adjectives in the text into pairs of opposites

narrow

wide

small

large

dangerous

safe

wet

dry

How **dangerous** is your journey to school? Perhaps you have to walk across a busy road or ride your bike in traffic. But in general, your journey is probably **safe**. For some children, it's very different ...

It's very different ...

1 Banpo Elementary School in China is on a mountain. The path to school is very **narrow** and dangerous. The children have to walk in a line. When they meet somebody, they have to stand against the mountain while the person passes. For the parents, it is very worrying. Fortunately, the head teacher of the school walks with the children every morning.

2 A group of children in Sumatra, Indonesia, have to cross a **wide** river every morning on their way to school. The bridge across the river is broken, so about 20 children have to walk across a rope. The rope is ten metres above the water. After that, they have to walk ten kilometres through the jungle! And of course, at the end of the school day, they have to do the same journey again on their way home.

3 Students in Minh Hoa in Vietnam have to cross a river on their way to and from school every day. There are no bridges or boats, so the children swim. They put their books and clothes in **large** plastic bags so they do not get **wet**. The bags also help the children to stay safe in the water (the water is 20 metres deep). When they reach the other side, they take their **dry** clothes out of the bag and put them on.

4 Near Bogotá, the capital of Colombia, some children have to cross a large valley to get to school. At the bottom of the valley is the Rio Negro, a huge river. There is only one way to cross the valley: on a zip wire. That's a metal rope, 800 metres long and 400 metres above the river. The journey is very fast. In fact, it only takes about one minute! **Small** children cannot travel across the valley alone, so their brother or sister puts them in a bag!

Match the words and the pictures.



jungle



valley



path




boat

boat

bridge

jungle



mountain

mountain



bridge

river

rope



river



rope

path

valley





Complete the questions about the text using the question words below.

how how many what where which who why

- 1 In which country is Banpo Elementary School?
- 2 who walks with the children on the mountain path?
- 3 how high is the rope across the river in Sumatra?
- 4 how many children have to walk across the rope?
- 5 where is Minh Hoa?
- 6 why do the children in Minh Hoa have to swim across the river?
- 7 what is the name of the river near Bogotá?

Now you speak!

How do these children get to school?



A lush tropical forest scene featuring a rocky stream with a small waterfall. The foreground shows large, mossy rocks and a small waterfall cascading into a pool of water. The background is filled with dense green foliage, including large trees and hanging vines. A semi-transparent white rectangular box is overlaid in the center of the image, containing the text "Great Job!".

Great Job!