


# Lesson eight

8 - eight

Touch your/my



eyes

Touch your/my



ears

Touch your/my




nose

Touch your/my



mouth



# Write

**Lesson 8 ( \_\_\_\_\_ ) Name \_\_\_\_\_**

**Classwork**

3 Now you!


4  Listen and sing.

Good afternoon.  
Good afternoon.  
How are you?

I'm very well.  
I'm very well.  
I'm very well, thank you.

Goodbye.

Goodbye.





It is November.





It is a turkey



It is autumn.



The sky is...




Grey

The leaves are...




Brown

# Look. Listen. Read.





1  Listen and read.



Good morning, Mr Jolly.

Good morning.

How are you?

I'm fine, thank you. And you?

I'm very well, thank you.



How are **you**?




I am **not** so well.



How are you?



I feel bad.



# 1. Write

1. - How are you?

- I am very well, thank you.

# Say magic words

please



Thank  
you




Can I  
have a bag, please?

Here you are.

Thank you.

Can I  
have a




pencil.

please?

Here you are.

Thank you.



Can I  
have a chair, please?

Here you are.

Thank you.



Can I  
have a book, please?

Here you are.

Thank you.



# Неопределенный артиклъ - а

1. Артиклъ это служебное слово. Особого перевода нет.

2. Неопределенный артиклъ вводит новую информацию.

# New words

Taxi, lorry, bike,  
umbrella

What is it?



It is a taxi.

What is it?



It is a lorry.

What is it?



It is a bike.

What is it?



It is an umbrella.

Формы неопределенный  
артикла - a / an

1. A – перед согласными  
звуками: a taxi

2. An – перед гласными  
звуками: an umbrella



Point and say.

It's an insect.



1


An egg

2



An apple

3




An orange

4

An umbrella





## 2. Write

5. an apple, an egg, an orange, an umbrella

# Неопределенный артикл - a

1. Артикл относится к существительному в единственном числе: a bike

2. Но может стоять перед прилагательным:  
a yellow bike

What is it?

**2** Look!



What colour is it?



# What is it?



It is a black taxi.

# What is it?



It is a purple lorry.

# What is it?



It is a pink bike.

# What is it?




It is a green train.



# What is it?



It is a red van.



# 3. Write

6. a black taxi, a purple lorry, a pink bike,

a white car, a green train, a red van

# Capital letters



T



L



B



U

# Small letters



t




l



b




u



## 4.5. Write

2. T \_\_\_\_\_, L \_\_\_\_\_, B \_\_\_\_\_, U \_\_\_\_\_.


3. \_\_\_\_\_t, \_\_\_\_\_l, \_\_\_\_\_b, \_\_\_\_\_u.



## 6. Write small letters

4. taxi, lorry, bike, umbrella.

# Look. Listen.





2 Listen and read.

-  Is it a lorry?  
 No, it isn't.  
 Is it a taxi?  
 No. It's a bike.  
 It's a yellow bike.  
 And look! An umbrella!  
  Hello, Grandma!  
Hello, Grandpa!  
  Hello!  
 Good morning, Mr Jolly.  
 Good morning.  
 How are you?  
 I'm fine, thank you.

3 Listen and say.



1 Listen and say.



taxi



lorry



bike



umbrella



Grandma



Grandpa



# Homework



# 5

## Eyes and ears



1 Match and say.



eyes



ears



nose



mouth






## 2 Count and stick.

- 1 Draw lines to the correct face parts. Say eyes, ears, nose, mouth.
- 2 Count the dots and stick the correct number. Say 1, 2, 3.



one



two



three



Review 1



1 Circle.



Hello!

Goodbye!



Three banana**s**

One apple



One ruler

Three pencil**s**

