

Н, Г, П, Т
А, О, У, И, Э, Ы

Логопед Тимофеева С.А.

Поём на мотив песни.


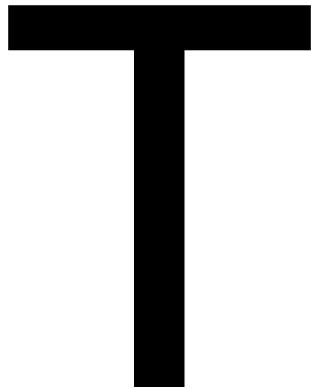
А – О – у – И – Э –

Ы

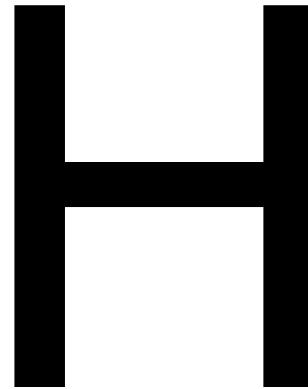

Я – Е – Ю – Ё

Та – Па – Га – На



Сколько палочек нужно? Чем отличаются?
Сделай эти буквы из палочек.



Сколько палочек нужно? Чем отличаются?
Сделай эти буквы из палочек.



Сколько палочек нужно? Чем отличаются?
Сделай эти буквы из палочек.




Сколько палочек нужно? Чем отличаются?
Сделай эти буквы из палочек.




ОНА

или не ОНА?



OH


A



nialeksandra@gmail.com


ТОТ

или не тот?






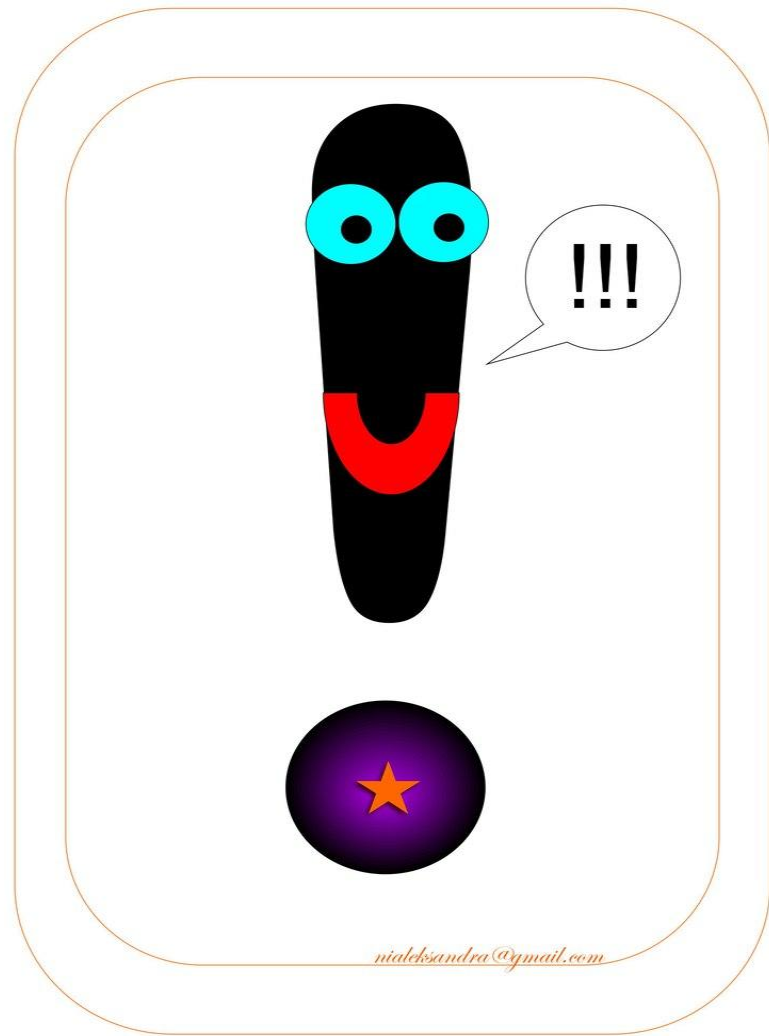


• .

TOT





nialeksandra@gmail.com









TA




ПА




НО









TY


The image features the letters 'T' and 'Y' in a bold, black, sans-serif font. Below the 'T' is a solid blue oval, and below the 'Y' is a solid red oval. Both ovals have a thin blue outline. The background is plain white.

ny




НИ






T E




The image displays the letters 'T' and 'E' in a bold, black, sans-serif font. Below the 'T' is a solid blue circle, and below the 'E' is a solid red circle. Both circles have a thin blue outline. The background is plain white.



П





Э





НЫ





ГЫ |




AT




A П





O





H





Or





YT





ye





И Н





ИГ



BIT



Ы И П



ПО -

ШИИ

ПОНИ



НО -

ПА

НОГА

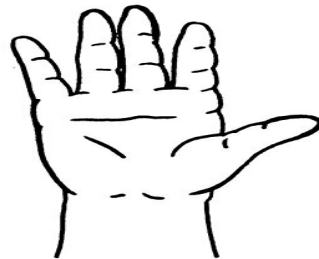
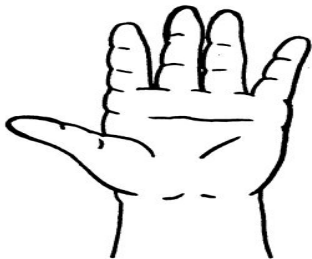


Су-Джок

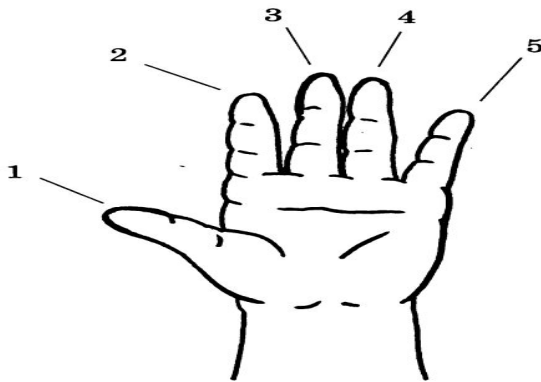
ЗАПОМНИ!

Слева — левая рука.

Справа — правая рука.



Запомни названия своих пальцев:



- 1 — большой;
- 2 — указательный;
- 3 — средний;
- 4 — безымянный;
- 5 — мизинец.