

# THE OLD POST

ILLUSTRATED WEEKLY NEWSPAPER

Member of the Associated Press .

Aenean commodo ligula eget dolor.  
Aenean. Aenean commodo ligula eget  
dolor. Aenhswe. Cejhciebce fedded.

Est. 1869

Wednesday, November 24, 1892

Price 6d

## INSERT YOUR HEADLINE

**Lorem ipsum  
dolor sit amet,  
consectetur  
adipiscing elit.**

Aenean commodo ligula  
eget dolor. Aenean massa.  
Cum sociis natoque  
penatibus et magnis dis  
parturient montes, nascetur  
ridiculus mus. Donec  
quam felis, ultricies nec,  
pellentesque eu, pretium  
quis, sem. Nulla consequat  
massa quis enim. Donec  
pede justo, fringilla vel,  
aliquet nec, vulputate eget,  
arcu. Etiam ultricies nisi  
vel augue. Curabitur  
ullamcorper ultricies nisi.  
Nam eget dui. Etiam  
rhoncus.

**Dolor sit amet,  
consectetur  
adipiscing elit.**









Aenean commodo ligula  
eget dolor. Aenean  
massa. Cum sociis  
natoque penatibus et  
magnis dis parturient  
montes, nascetur  
ridiculus mus. Donec  
quam felis, ultricies nec,  
pellentesque eu, pretium  
quis, sem. Nulla  
consequat massa quis  
enim. Donec pede justo,  
fringilla vel, aliquet nec,  
vulputate eget, arcu.  
Etiam ultricies nisi vel  
augue. Curabitur  
ullamcorper ultricies  
nisi. Nam eget dui.  
Etiam rhoncus.

**Commodo et  
ligula egetdolor.  
Aenean massa.**

Cum sociis natoque  
penatibus et magnis dis  
parturient montes,  
nascetur ridiculus mus.  
Donec quam felis,  
ultricies nec,  
pellentesque eu, pretium  
quis, sem. Nulla  
consequat massa quis  
enim. Donec pede justo,  
fringilla vel, aliquet nec,  
vulputate eget, arcu.  
Etiam ultricies nisi vel  
augue. Curabitur  
ullamcorper ultricies  
nisi. Nam eget dui.  
Etiam rhoncus. Donec  
vitae sapien ut libero  
venenatis faucibus.  
Nullam quis ante.



# COLOUR SCHEME

Background	Text & Lines	Shadows	Title Text
			
Fills	Accent	Accent & Hyperlink	Followed Hyperlink
			




"Windsor" Suit (Jacket and Knicker)  
 For boy of 3 years, 15/6  
 Blouses from 3/6

**COMPLETE  
 OUTFITTING  
 GUIDE**

**POST FREE ON APPLICATION.**

*Applications for Patterns should give a rough outline of the kind and quality desired.*

BLACK.



WHITE.

White to play, and mate in four moves.

# EXAMPLE OF A BULLET POINT SLIDE 1

- Bullet point
- Bullet point
  - Sub Bullet

The following is an instructive game played between M. Von HEYDEBRAND and M. DE RIVIERE.

(*Scotch Gambit.*)

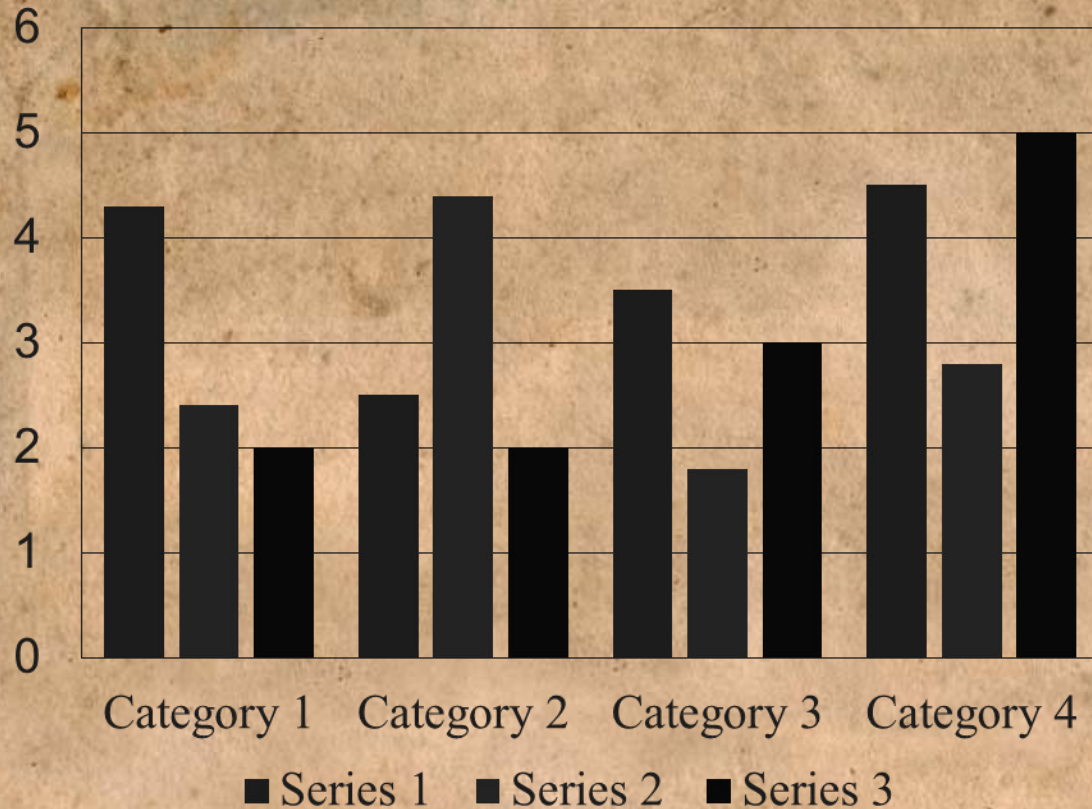
WHITE (M. Von H.)	BLACK (M. de R.)	WHITE (M. Von H.)	BLACK (M. de R.)
1. P to K 4th	P to K 4th	20. Q Kt to K B 3rd	Q R to Q B sq
2. P to Q 4th	P takes P	21. K B to K sq	P to K Kt 4th
3. K Kt to K B 3rd	Q Kt to Q B 3rd	22. Q to K 2nd	P to K R 4th (a)
4. K B to Q B 4th	K Kt to K B 3rd	23. Q Kt to Q 2nd	Q takes K P
5. P to K 5th	P to Q 4th	24. Kt takes Kt	P takes Kt
6. K B to Q Kt 5th	K Kt to K 5th	25. Q takes K P	Q takes Q
7. Kt takes P	Q B to Q 2nd	26. R takes Q	Q R to K sq
8. B takes K	P takes B	27. Q R to K sq	B takes Kt
9. Castles	K B to Q B 4th	28. P takes B	R takes R
10. P to Q B 3rd	Castles	29. R takes R	R to K sq
11. Q Kt to Q 2nd	Q to K 2nd	30. R takes R (ch)	B takes R
12. Q Kt to K B 3rd	K B to Q Kt 3rd	31. P to K R 4th	P to Q B 4th
13. P to Q R 4th	P to Q R 4th	32. P takes Q B P	B takes Q R P
14. P to K R 3rd	P to Q B 4th	33. P takes K Kt P	B to Q B 3rd
15. K Kt to K 2nd	P to Q B 3rd	34. B takes P	K to Kt 2nd
16. B to K B 4th	P to K B 3rd	35. P to K B 3rd	K to Kt 3rd
17. B to K B 2nd	P to K B 4th	36. K to B 2nd	P to Q R 5th
18. Q Kt to Q 2nd	P to Q B 5th	37. B to Q B sq	P to K R 5th
19. K Kt to Q 4th	P to K B 5th	38. K to his 2nd—and wins.	

(a) The fault of the Game. If, instead of playing thus, Black had boldly marched forward with his K Kt Pawn, it is pretty evident he would have been master of the situation in a very few moves.

# **EXAMPLE OF A BULLET POINT SLIDE 2**

- **Bullet point**
- **Bullet point**
  - **Sub Bullet**

# EXAMPLE OF A GRAPH



## Bullet Point Example

- Point 1
  - Sub-Pont 1
- Point 2
  - Sub-Point 2

**Lorem ipsum dolor sit amet, consectetur adipiscing elit.**

Aenean commodo ligula eget dolor. Aenean massa. Cum sociis natoque

aliquet nec, vulputate eget, arcu. Etiam ultricies nisi vel augue. Curabitur ullamcorper ultricies nisi. Nam eget dui. Etiam rhoncus. Donec vitae sapien ut libero venenatis faucibus. Nullam quis ante.


**Dolor sit amet, consectetur adipiscing elit.**

Aenean commodo ligula eget dolor. Aenean massa. Cum sociis natoque penatibus et magnis dis parturient montes,

aliquet nec, vulputate eget, arcu. Etiam ultricies nisi vel augue. Curabitur ullamcorper ultricies nisi. Nam eget dui. Etiam rhoncus. Donec vitae sapien ut libero venenatis faucibus. Nullam quis ante. Sed fringilla mauris sit amet nibh. Donec sodales sagittis magna. Sed consequat, leo eget

Commodo et ligula egetdolor. Aenean massa. Cum sociis natoque penatibus et magnis dis parturient montes, nascetur ridiculus mus. Donec quam felis, ultricies nec, pellentesque eu, pretium quis, sem. Nulla consequat massa quis enim. Donec pede justo, fringilla vel, aliquet nec, vulputate eget, arcu.

# EXAMPLE OF A PICTURE SLIDE



- Point 1
  - Sub-Pont 1
- Point 2
  - Sub-Point 2

**Lorem ipsum  
dolor sit amet,  
consectetuer  
adipiscing elit.**

Aenean commodo ligula  
eget dolor. Aenean massa.,

aliquet nec, vulputate  
eget, arcu. Etiam  
ultricies nisi vel augue.  
Curabitur ullamcorper  
ultricies nisi. Nam eget  
dui. Etiam rhoncus.  
Donec vitae sapien ut  
libero venenatis  
faucibus.

**Dolor sit amet,  
consectetuer  
adipiscing elit.**

Aenean commodo ligula  
eget dolor. Aenean  
massa. Cum sociis  
natoque penatibus et  
magnis

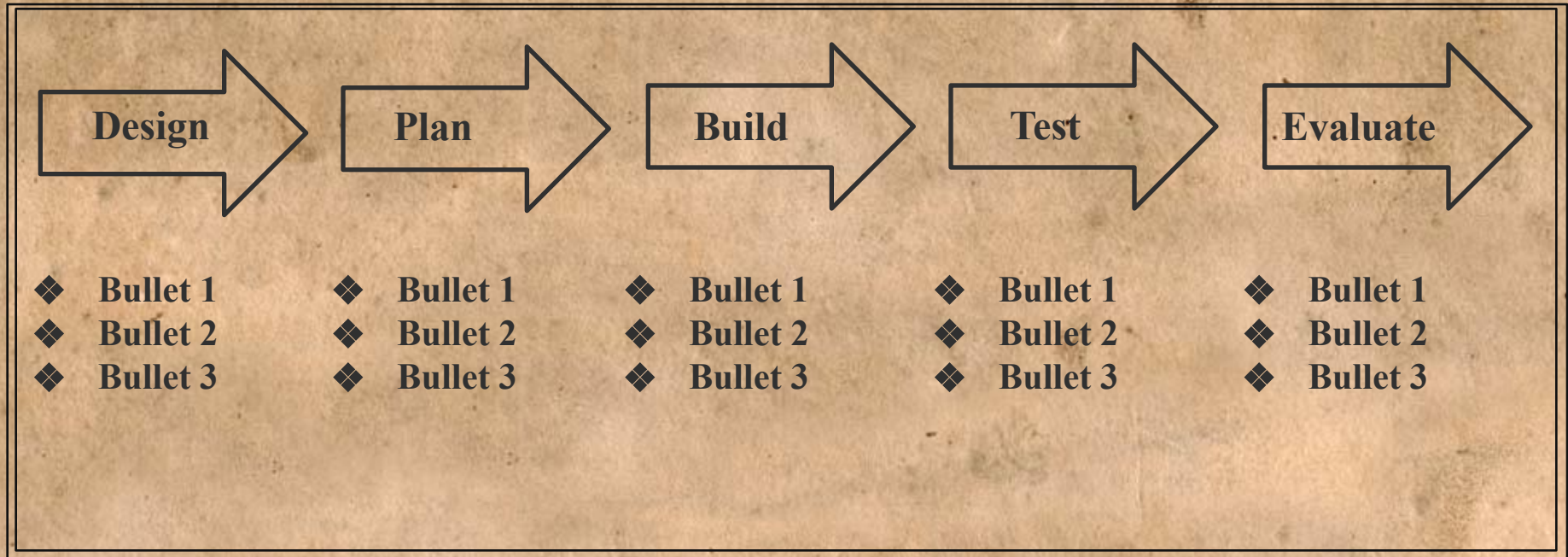
aliquet nec, vulputate  
eget, arcu. Etiam  
ultricies nisi vel augue.  
Curabitur ullamcorper  
ultricies nisi. Nam eget  
dui. Etiam rhoncus.  
Donec vitae sapien ut  
libero venenatis  
faucibus.

**Commodo et  
ligula egetdolor.**

**Aenean massa.**

Cum sociis natoque  
penatibus et magnis dis  
parturient montes,  
nascetur ridiculus mus.  
Donec quam felis,  
ultricies nec,  
pellentesque eu, pretium  
quis, sem. Nulla  
consequat massa quis  
enim. Donec pede justo,  
fringilla vel, aliquet nec,  
vulputate eget, arcu.  
Etiam ultricies nisi vel  
augue. Curabitur  
ullamcorper ultricies  
nisi. aliquet nec,  
vulputate eget, arcu.  
Etiam ultricies nisi vel  
augue. Curabitur  
ullamcorper ultricies  
nisi. Nam eget dui.  
Etiam rhoncus. Donec  
vitae sapien ut libero  
venenatis faucibus.  
Nullam quis ante. Sed  
fringilla mauris sit amet  
nibh. Donec sodales  
sagittis magna. Sed  
consequat, leo eget  
bibendum sodales, augue  
velit cursus nunc. Donec  
vitae sapien ut libero  
venenatis faucibus.  
Nullam quis ante.

# PROCESS FLOW

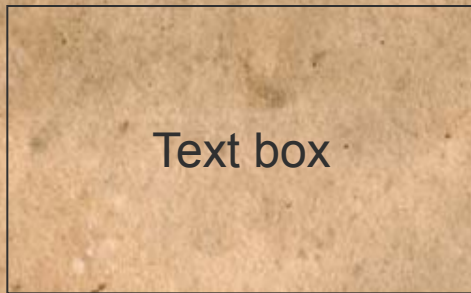


# EXAMPLE OF A TABLE

Title	Title
Data	Data



# EXAMPLE OF DEFAULT STYLES



Table	



- Text and lines are like this
- [Hyperlinks like this](#)
- Visited hyperlinks like this

# USE OF TEMPLATES

**You are free to use these templates for your personal and business presentations.**

We have put a lot of work into developing all these templates and retain the copyright in them. You can use them freely providing that you do not redistribute or sell them.

## Do

- ✓ Use these templates for your presentations
- ✓ Display your presentation on a web site provided that it is not for the purpose of downloading the template.
- ✓ If you like these templates, we would always appreciate a link back to our website. Many thanks.

## Don't

- ☐ Resell or distribute these templates
- ☐ Put these templates on a website for download. This includes uploading them onto file sharing networks like Slideshare, Myspace, Facebook, bit torrent etc
- ☐ Pass off any of our created content as your own work

**You can find many more free PowerPoint templates  
on the Presentation Magazine website**

**[www.presentationmagazine.com](http://www.presentationmagazine.com)**