

Анимированный плакат

Письменные буквы русского алфавита



Аа Аа	Бб Бб	Вв Вв	Гг Гг	Дд Дд
Ее Ее	Ёё Ёё	Жж Жж	Зз Зз	Ии Ии
Йй Йй	Кк Кк	Лл Лл	Мм Мм	Нн Нн
Оо Оо	Пп Пп	Рр Рр	Сс Сс	Тт Тт
Уу Уу	Фф Фф	Хх Хх	Цц Цц	Чч Чч
Шш Шш	Щщ Щщ	Ъъ Ъъ	Ыы Ыы	Ьь Ьь
Ээ Ээ	Юю Юю	Яя Яя		

A a

A a



a





Б б

Б

б





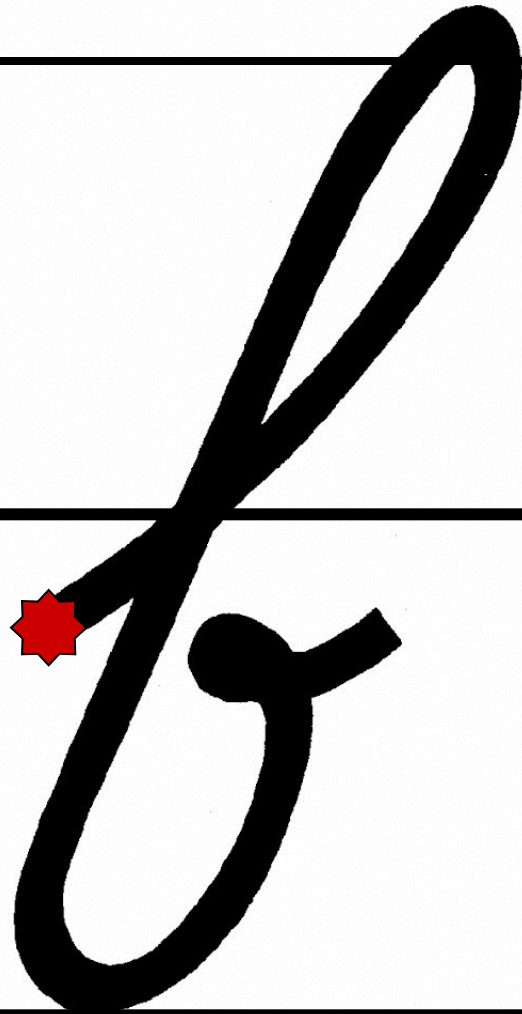


B B

B b b








B



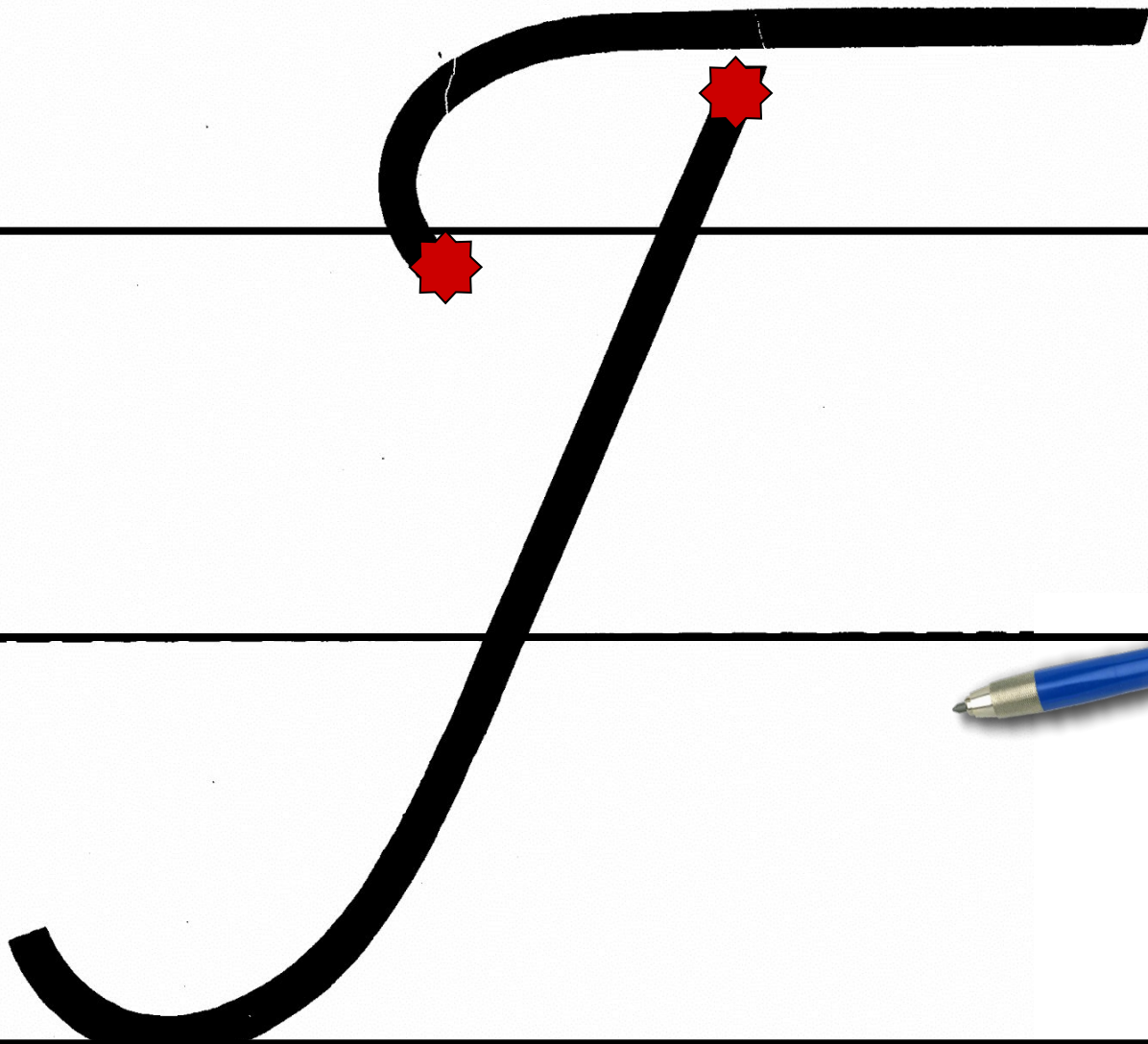


Handwritten cursive letter 'r' on a four-line grid. The letter starts at the bottom line, curves up to touch the top line, and then curves back down to the bottom line. A dashed middle line is present. A small number '2' is written below the letter, indicating the second stroke.



2







Дд

D d



g





E e

E

e



e





E e


Ë

ë



e






Ж ж

Ж

ж

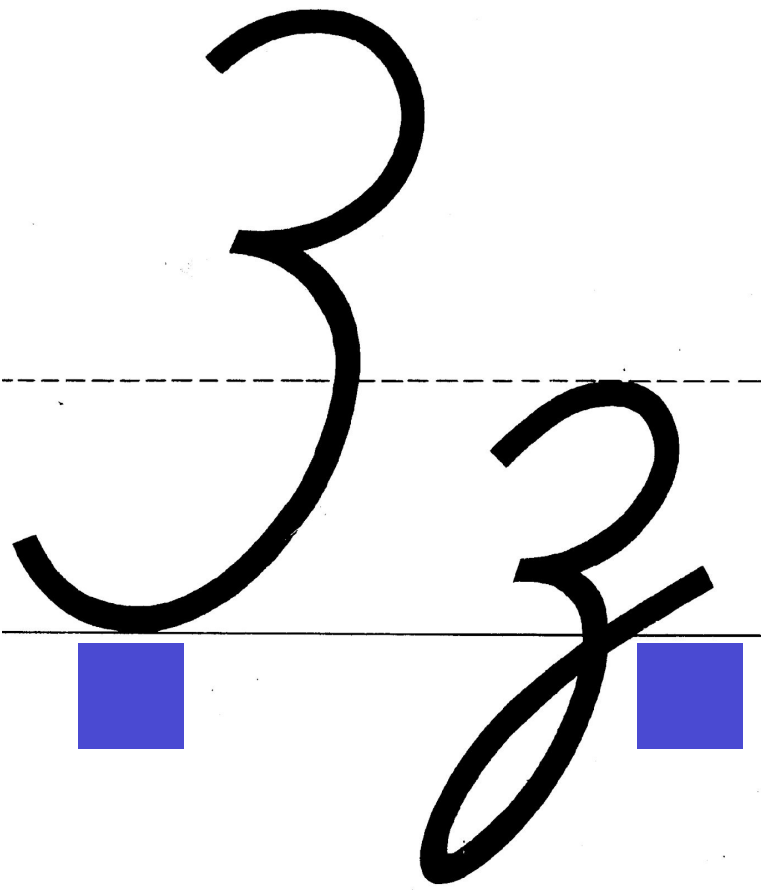


2K





3 3



3



3



И И

И И

и и



u




21



Й

й





Kk

Kk



Handwritten cursive letter 'k' with two red starburst markers indicating stroke direction or starting points.



Handwritten cursive letter 'K' on a four-line grid. Two red starburst markers indicate the starting points of the strokes: one at the top of the vertical stem and another at the junction where the stem meets the loop.



Л л

Л

л



Handwritten letter 'k' on a four-line grid. A red starburst is at the starting point of the stroke on the bottom line.



Handwritten cursive letter 'A' on a four-line grid. A red starburst icon is at the starting point of the letter on the bottom line.




M M

M M m m



π





Н Н

Н

Н



Handwritten letter 'H' on a four-line grid. A red starburst is placed at the top of the left vertical stroke, indicating the starting point for writing.



H



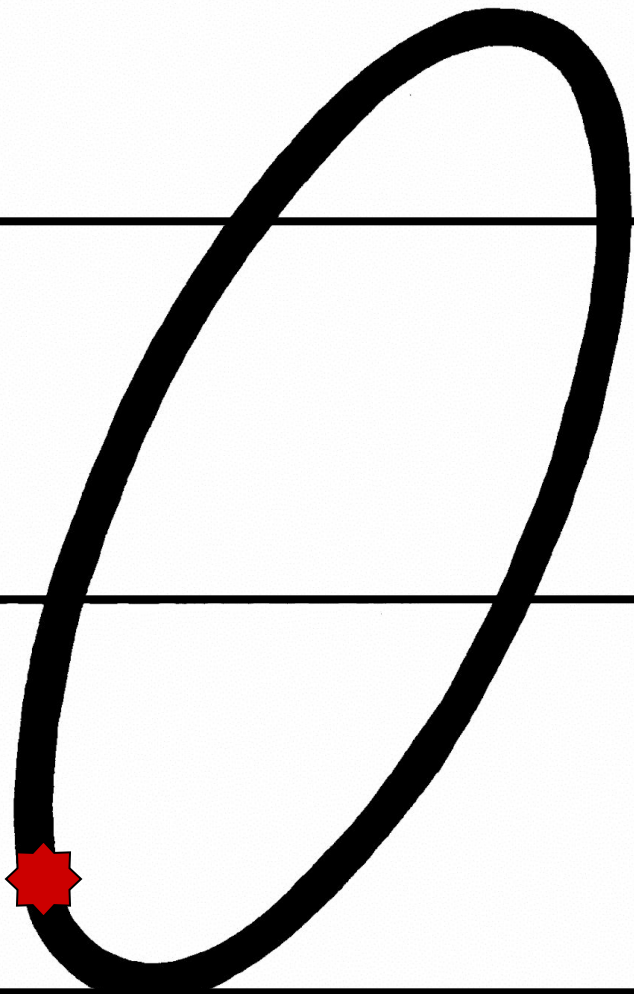


0

o









H h



12

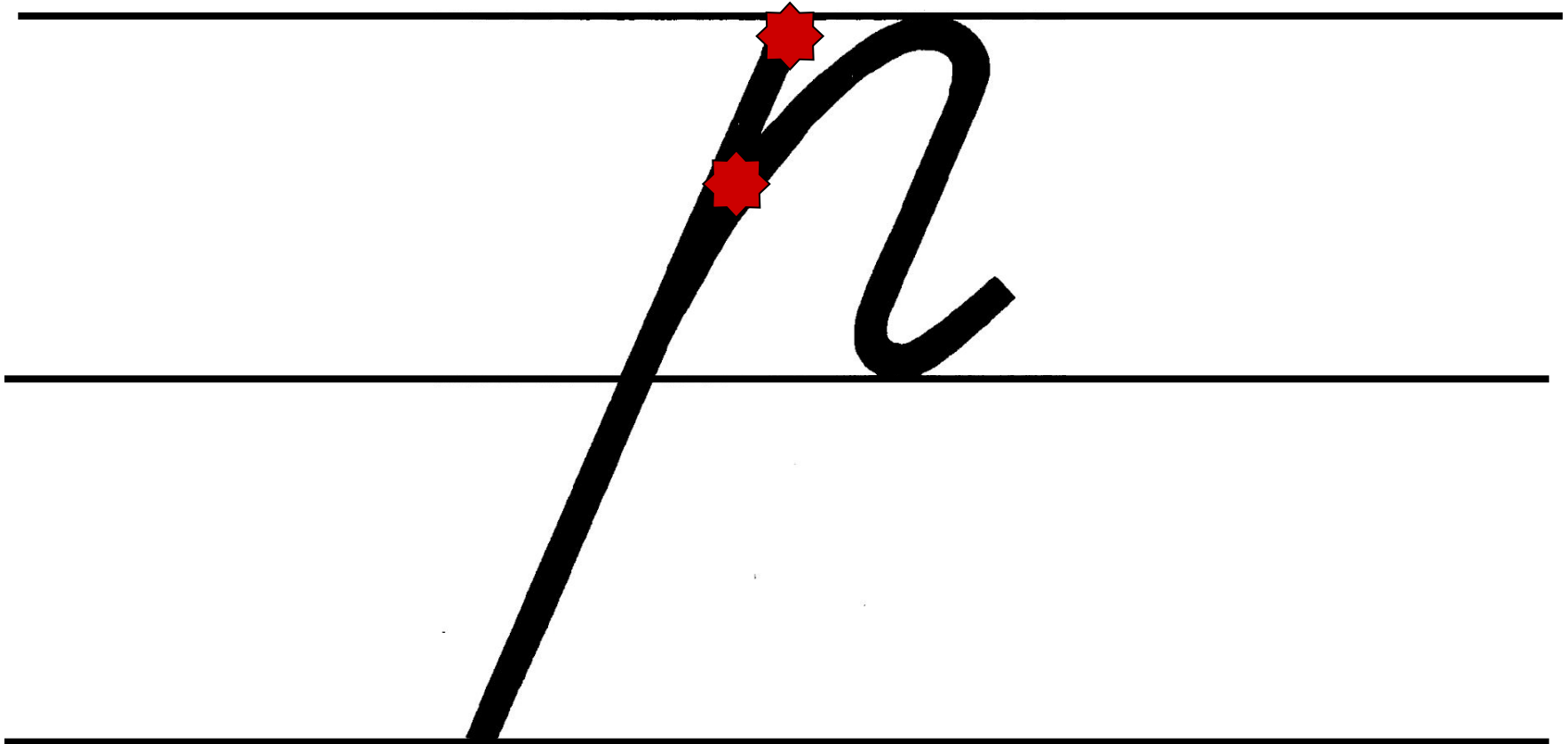


Handwritten cursive letter 'N' on a four-line grid. The letter is drawn with a thick black stroke. Three red star-shaped markers indicate the starting points of the strokes: one at the top left of the first curve, one at the top of the first vertical stroke, and one at the top of the second vertical stroke.



Pp





F



Cc

Cc



C



É



T t

T t



Handwritten cursive letter 'm' on a set of four horizontal lines. A red starburst icon is placed at the top of the first vertical stroke to indicate the starting point.





y y

y y



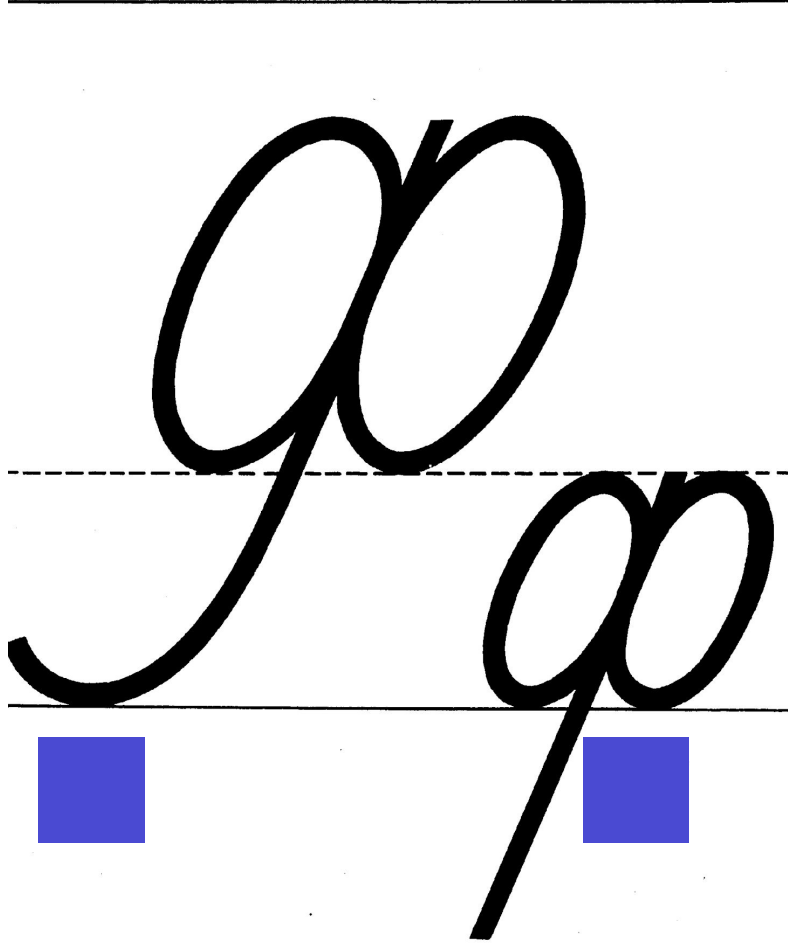
y



g



Ф ф





g



X x

X





x



x








Ц

A large, black, cursive uppercase letter 'Ц' is written on a set of three horizontal lines: a solid top line, a dashed middle line, and a solid bottom line. A solid blue square is placed on the bottom line to the left of the letter, indicating the starting point for writing. The letter starts with a curved stroke that goes up and over the top line, then loops down to touch the bottom line, and finally curves back up to meet the top line.

Ц

A large, black, cursive lowercase letter 'ц' is written on a set of three horizontal lines: a solid top line, a dashed middle line, and a solid bottom line. A solid blue square is placed on the bottom line to the left of the letter, indicating the starting point for writing. The letter starts with a curved stroke that goes up to touch the middle dashed line, then loops down to touch the bottom line, and finally curves back up to meet the middle dashed line.

Uy



Handwritten cursive letters 'D' and 'G' on a four-line grid. A red starburst is at the top of the 'D'.



44

4

4




7



Handwritten cursive letter 'y' on a four-line grid. A red starburst marks the starting point of the stroke at the top line.






W


w





21








u y



W







Ы I

Ы I



64





6




6



Э э

Э э





3



Ю ю

Ю

Ю Ю



HO



10



10



Я Я

Я

я



g



g



Используемые материалы:

1. Голованов Ф.Г. *Демонстрационные карточки печатных и письменных букв*. М., Просвещение, 1971 г.
2. <http://www.lenagold.ru/fon/clipart/k/kar/karanda16.png> (картинка с изображением ручки)
3. www.it-n.ru/communities.aspx?cat_no=5025&lib_no=23224&tmpl=lib (шаблон с изображением школьной доски)



Завершить показ