


\*Who's who?




Famous Pairs




# \* Appearance







- 1 He's short and plump with a big mouth and a big nose.
- 2 He's tall and fat with red hair and a red moustache.
- 3 He's short with fair hair, big eyes, a big nose and a moustache.
- 4 She's short and thin with red hair, a small nose and a small mouth.
- 5 He's tall and thin with long ears and a big nose.
- 6 She's tall and thin with long brown hair.



She is tall and thin  
with long brown hair.



He is tall and fat  
with red  
hair and a red  
moustache.

He is short with  
fair hair,  
big eyes, big nose  
and a moustache.



He is short and  
plump  
with a big mouth and  
a big nose.

She is short and thin  
with red hair,  
a small nose and a  
small mouth.



He is tall and thin  
with  
long ears and a  
big nose.

Facial Features	Height	Hair	Build
mouth	short	red	plump
nose	tall	fair	fat
moustache		long	thin
eyes		brown	
ears		short	



\*Janet: This party is great!

\*Steve: Yes, it is.

\*Janet: Hey, look at that boy over there. Who is he?

\*Steve: The one with the fair hair?

\*Janet: Yes. What's his name?

\*Steve: Johnny. He's Bill's brother.

\*Janet: He's got lovely blue eyes! How old is he?

\*Steve: He's fifteen.

\*Janet: What's he like?

\*Steve: He's very funny. Come and meet him.

Look and choose right variant!



She's got big **brown/blue** eyes and **fair/dark** hair.



She's got **red/dark** hair.





He's got big **green/blue** eyes and **fair/dark** hair.  
He's got big **blue** eyes and **fair** hair.



He's got **grey** eyes and **dark** hair.  
**fair/dark** hair.

Look at the pictures and name the necessary colour!



She's got **blue** eyes and **fair** hair.





She's got **green** eyes and **fair** hair.



He's got dark hair and brown eyes .

Complete the sentences!



**She's got white hair and blue eyes.**





He's got **dark hair and blue eyes.**

Выучить правила  
притяжательный падеж и  
повелительное наклонение  
глаголов со страницы GR3  
(модуль 4). Повторить  
слова-описания внешности  
(стр. 58)

**Homework**