

socializing

new words.

What do  
of the

break the ice

informal



B2

to make people who have not met before feel more relaxed with each other:

- *Someone suggested that we play a party game to break the ice.*
- *Some students care more about socializing than school.*

What do  
to learn  
m

How wo  
a conversation with  
someone you don't  
know?

действовать с


общаться

дневная жизнь

объяснять

разговор

представлять



удивительные  
трюки

всякий раз когда

возможность

подходить

ладони

потеть

краснеть от  
смущения

отводить взгляд

приближаться

нравиться, любить

подсказки, советы

развивать(ся)

быть увлеченным в

добавить

яркий

приносить пользу

быть уверенным

захватывать

вылезать, выходить

избегать



Match pictures and the words.

amazing tricks ✓

whenever

opportunity ✓

to come up ✓

palms ✓

to sweat ✓

to blush ✓

to look away ✓

to approach ✓

to fancy ✓

tips ✓

to develop ✓

to get involved in ✓

to add ✓

bright ✓

to benefit ✓

to be confident ✓

to take over ✓

to get out ✓

to avoid ✓





Mark the sentences 1-7 True, False or Doesn't Say.

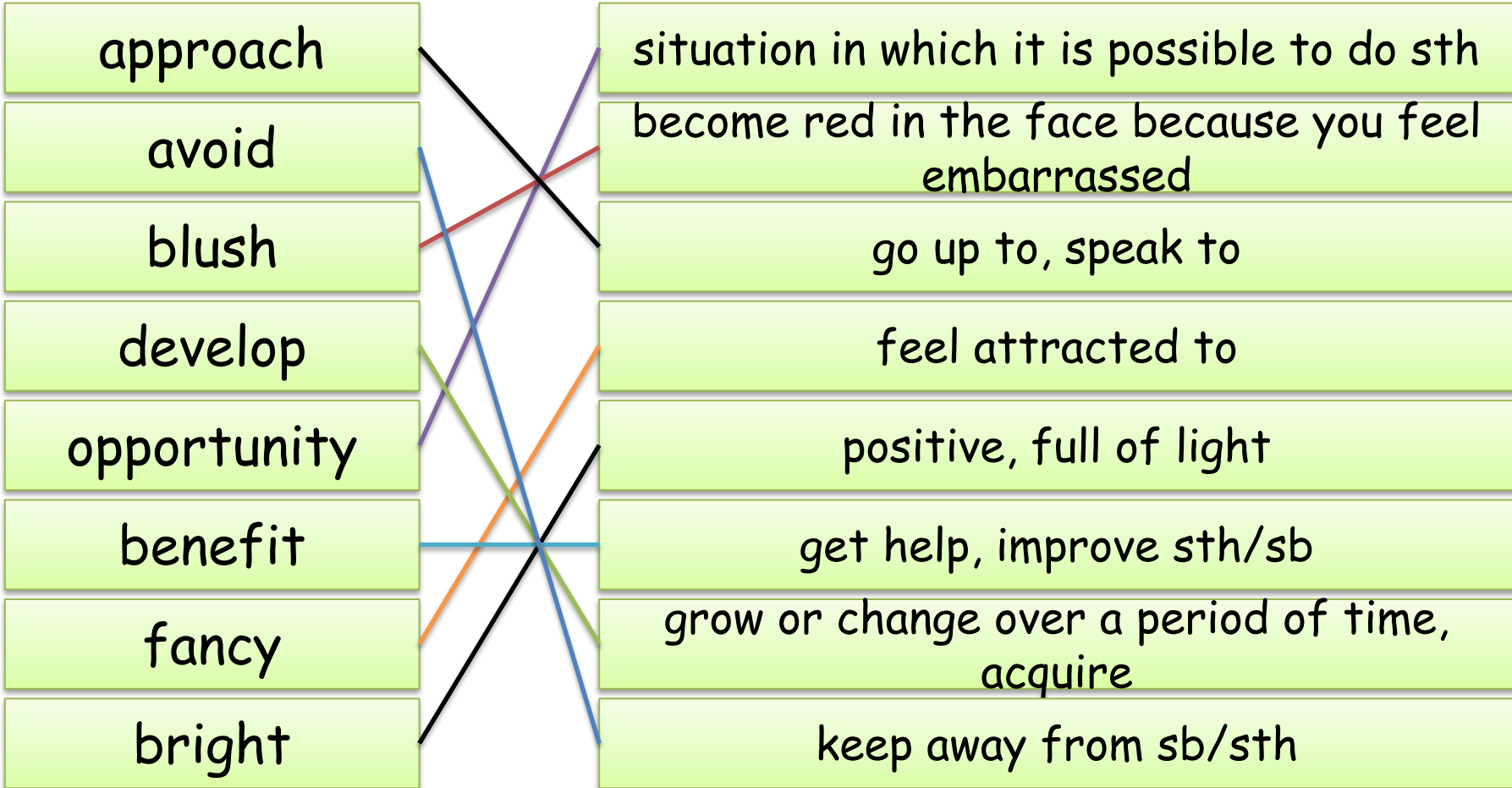
Correct mistakes.

- 1 Breaking the ice means saying or doing something to start feeling relaxed with a new person. **TRUE**
- 2 People feel uncomfortable when meeting someone new because they cannot predict their reactions. **TRUE**
- 3 Some people don't have any passions. **doesn't say** smile **FALSE**
- 4 When you meet someone for the first time, it's better to ~~look serious~~. **FALSE**
- 5 Confident people don't postpone things. **doesn't say** **FALSE**
- 6 You should show you're interested in others by asking them to speak too.
- 7 You should make the effort to get to know people, even if you find it difficult. **FALSE**

The ne  
would  
park de  
show y  
them c  
palms s  
Whe  
where y  
you far  
friendly  
doing  
around  
feel this  
react b  
You sh  
when t  
help yo  
😊 Smil  
easy to  
help you feel more comfortable about starting a conversation.

resting  
lved in  
have  
people.  
to see  
le will  
so, be  
te you,  
t take  
yourself.  
his way  
people  
y in a  
n. worth it.  
ll -  
but be too shy to break the ice!

Explain the words in bold.



# study skills

## Reading effectively

The author's purpose is the reason for writing the passage. This could be to entertain, persuade, inform, advise, narrate or describe. Recognising the author's purpose will help you understand the content of the text better.

## describe


verb [ T ]

US  /di'skraɪb/



to give a written or spoken report of how something is done or of what someone or something is like:

- *The scientists described their findings and research methods.*
- *They want us to prepare a report describing the area.*
- [+ question word] *Just describe what happened.*
- *Walters was not properly informed **of** the reasons for her arrest.*





The new girl in your class seems very interesting and you would like to get to know her better. The guy at the skate park does some amazing tricks and you would like him to show you how. But, whenever the **opportunity** to talk to them comes up, you can't think of anything to say. Your palms sweat, you **blush**, and you look away.

Whether you are starting a new school, going to a party where you don't know anyone or want to **approach** a person you **fancy**, you often need to break the ice in order to start a friendly conversation. Breaking the ice means saying or doing something to stop feeling shy or uncomfortable around someone you don't know very well. The reason you feel this way is that you don't know how the other person will react but don't let it get you down!

You shouldn't worry. Almost everyone feels uncomfortable when they first meet other people. The following tips can help you out.

😊 **Smile:** When you smile, people think you are friendly and easy to talk to. They are also very likely to smile back and help you feel more comfortable about starting a conversation.

😊 **Develop interesting conversation:** Find ways to have interesting conversations about activities and hobbies. Ask someone about something they are interested in.

😊 **Be positive:** Everybody likes to be around happy people. Try to always look on the **bright** side of life and to see something positive even in negative situations. People will enjoy your positive energy and **benefit** from it. Also, be confident. If you like yourself, others will probably like you, too.

😊 **Be a good listener:** **Develop** listening skills. Don't take over the conversation and don't only speak about yourself. Ask other people questions about themselves, too. This way they'll know you're interested in them.

😊 **Get out there:** Don't **avoid** being around new people just because you feel uncomfortable. If you stay in a situation, you'll get used to it. It's not easy, but it's worth it. After all, the other person may want to talk to you as well – but be too shy to break the ice!

The author's purpose is to **inform** us about how we can break the ice.

Choose some to complete the sentences.

1. Laura's very shy. She always **blushes** when people talk to her.



2. I think Andy **fancies** Kim. He's always staring at her in class.





Choose some to complete the sentences.

3. We **benefited** from what he said to us, as his advice helped us.

4. You shouldn't **avoid** talking people you don't know.



# Character adjectives

ДВИЖ  
ENGLISH  
HISTORIE

Learn new words and match them with the definitions.

застенчивый

терпеливый

честный

легкий на  
подъём

ранимый

оптимистичный

упрямый

общительный

эгоистичный

надёжный

That person that  
I trust to do the  
right thing for  
me, even if it  
costs them?  
I would trust  
him. I would  
trust him with  
my life. I would  
trust him with  
my money. I  
would trust him  
with my secrets.  
I would trust  
him with my  
heart. I would  
trust him with  
my soul. I  
would trust him  
with my  
everything.  
anyone else?  
anything else?

Reliable!



# Character adjectives

ENGLISH  
ДЛЯ  
RUSSIANS

Read the descriptions.  
List the adjectives in  
bold as positive/negative.

- 1 Tony's **optimistic**. He always looks at the bright side of life. **POSITIVE**
- 2 Fred's **sensitive** and **caring**. He always understands other people's feelings and helps them. **NEGATIVE** **POSITIVE**
- 3 Claire's **patient**. She manages to stay calm and doesn't get easily annoyed with people. **POSITIVE**
- 4 Bob's **easy-going** and **sociable**. He rarely gets upset and he likes to talk to people. **POSITIVE** **POSITIVE**
- 5 Ann's **honest** and **reliable**. You can trust her and she always does what she says she will do. **POSITIVE** **POSITIVE**
- 6 Sue's **stubborn**. She always wants to do things her own way. **NEGATIVE**
- 7 Tony's **selfish**. He doesn't care about other people's feelings. **NEGATIVE**
- 8 Bill's **shy**. He doesn't feel comfortable with people. **NEGATIVE**



# Complete the sentences.

1. Tony's  ?  He always looks on the bright side of life.

2. Fred's  ?  and  ?  He always understands how others feel, always stays calm and doesn't get annoyed with people easily. He worries a lot about what others think of him.

3. Claire's  ?  She manages to stay calm in difficult situations.

4. Bob's  ?  and  ?  He rarely gets upset and he likes meeting people.

5. Ann's  ?  and  ? . You can trust her and she always does what she says she will do.

6. Sue's  ?  She always wants to do things her own way.

7. Tony's  ?  He doesn't care about other people's feelings.

8. Bill's  ?  He doesn't feel comfortable with people.

~~city~~ ~~service~~ ~~easy~~ ~~going~~ ~~con~~  
~~her~~ ~~self~~ ~~the~~ ~~optimistic~~  
~~that~~ ~~relative~~ ~~st~~ ~~turn~~

Match the adjectives to their opposites. Listen and check.

