

# Jeopardy! Tutorial

This template is ready to use but since Jeopardy! is a quiz show, you can **change the questions and answers** of the template, in order to adapt the game to your topics.

Please **do not delete whole slides**, otherwise we can not guarantee a smooth game experience and problems may occur.

However, you can change texts, the music and colours. In the next slides we will give you a detailed explanation to learn how to play the game and adapt it to your ideas.

Have a lot of fun with our JEOPARDY! game!

# Rules of Jeopardy!

To start the game, click on the **first Jeopardy! Slide** and start the presentation by clicking on the menu **Slide Show > From Current Slide**.

Now the intro with music starts playing and you only **must click one more time** to run the begin animation. When the second money board appears, the **first player can choose the category and money-** value by clicking on the field. (With the increasing amount of money, the difficulty of the questions also increases!)

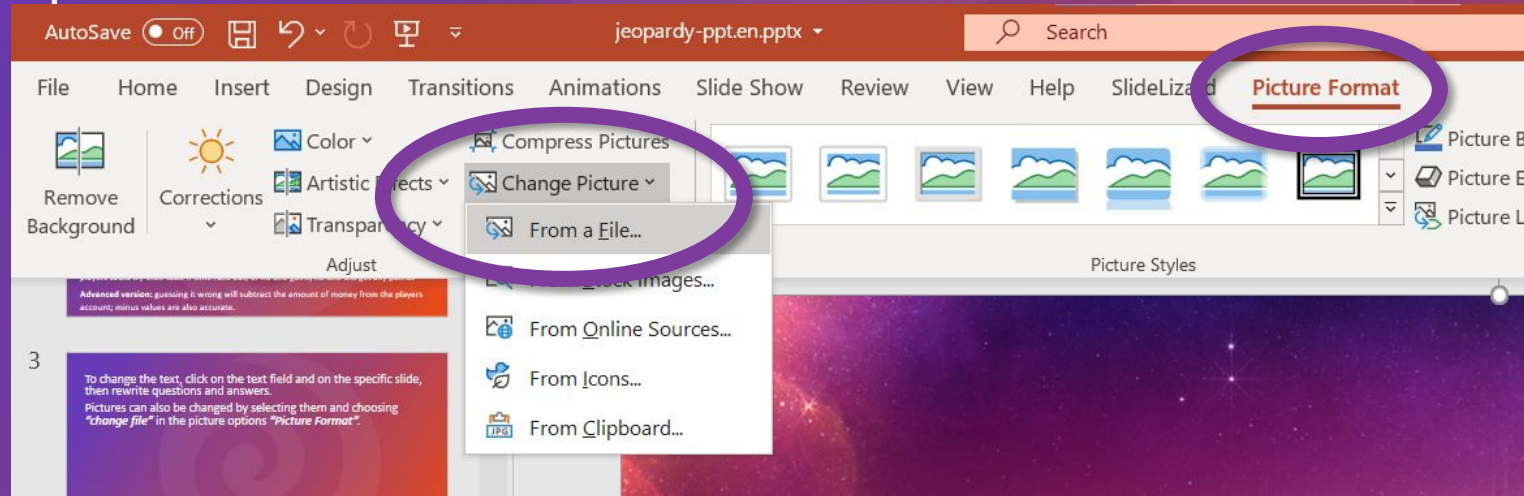
As soon the question appears, the players have **30 seconds** to think about it. (until music ends) When one person raises his arm (or shouts) he/ she can answer. Answers must be phrased as questions, unless it's said differently.

**Right answer?** Then the player gets the amount of money, the question is worth. Take a sheet and write down the value to the persons' name. If he guessed it **wrong**, the other players could try their luck. If time runs out, or no one got it, no one will get any points. The person with the highest amount of money, wins.

**Advanced version:** guessing it wrong will subtract the amount of money from the players account; negative values are also accurate.

To change the text, click on the text field on the specific slide, then rewrite questions and answers.

Pictures can also be changed by selecting them and choosing ***“From a File”*** in the picture options ***“Picture Format”***.



Some pictures are hidden behind other elements. In order to change them, move objects around and bring them to the front or back by right-clicking them and choosing the option.

**More information can be found on our**

**blog:**

<https://slidelizard.com/blog/jeopardy-powerpoint-template>



# JEOPARDY!

PLEASE CLICK TO START THE GAME!

**JEOPARDY!**

**JEOPARDY!**

**JEOPARDY!**

**JEOPARDY!**

**JEOPARDY!**

**JEOPARDY!**

**\$ 200**

**\$ 200**

**\$ 200**

**\$ 200**

**\$ 200**

**\$ 200**

**\$ 400**

**\$ 400**

**\$ 400**

**\$ 400**

**\$ 400**

**\$ 400**

**\$ 600**

**\$ 600**

**\$ 600**

**\$ 600**

**\$ 600**

**\$ 600**

**\$ 800**

**\$ 800**

**\$ 800**

**\$ 800**

**\$ 800**

**\$ 800**

**\$ 1000**

**\$ 1000**

**\$ 1000**

**\$ 1000**

**\$ 1000**

**\$ 1000**



# JEOPARDY!





# Questions

**JEOPARDY!**



# Reported Speech

**JEOPARDY!**



# Verb Tenses

**JEOPARDY!**



# Verb Forms

**JEOPARDY!**





# Random

**JEOPARDY!**



# Comparative / Superlative





# Who you love?

[Click here for the](#)



# Solution:

Who do you love?

**\$ 200**





What you do  
yesterday?

[Click here for the](#)



# Solution:

What did you do  
yesterday?

**\$ 400**







# Who participate in English classes?

[Click here for the](#)



# Solution:

Who participates in  
English classes?

**\$ 600**






What make you  
happy?...

[Click here for the](#)



 **Solution:**

What makes you  
happy?


**\$ 800**



# You like coffee

[Click here for the](#)



 Solution:

Do you like coffee?

**\$1000**



Sian: “I am a teacher”

[Click here for the](#)



# Solution:

Sian said she is/was a teacher.

Sian told me she is/was a  
teacher.



**\$ 200**







Sian: “I am teaching.”

[Click here for the](#)



# Solution:

Sian said she was/is teaching.

Sian told me she was/is  
teaching.

**\$ 400**





Sian: “I went to a birthday party  
yesteryday.”

[Click here for the](#)



# Solution:



**Sian said she had gone to a birthday party yesterday.**

**Siad told me she had gone to a birthday party yesterday.**

**\$ 600**





**Sian: Before I moved to  
Kazakhstan, I had been working  
for the LPGA.**

**[Click here for the](#)**



## Solution:

**Sian said before she had moved to Kazakhstan she had been working for the LPGA.**

**Sian told me before she had moved to Kazakhstan she had been working for the LPGA.**

**\$ 800**





Sian: I think you are all the  
best students.

[Click here for the](#)



# Solution:

Sian told me that we are all  
the best students.

Sian said that we are all the  
best students.

**\$1000**





Which verb form do we  
use for something  
finished in the past?

[Click here for the  
answer](#)



# Solution:

## Past Simple



**\$ 200**





Which verb form do we  
use when we say how  
many of something we  
have done?

[Click here for the](#)



\$

# Solution:

\$

Present Perfect Simple

\$

**\$ 400**

\$



What verb form do we use  
when we say how long a  
state verb has been  
happening?

[Click here for the](#)



# Solution:

Present Perfect Simple

**\$ 600**





Which verb form do we use  
to talk about something that  
happened before another  
action?

[Click here for the](#)



\$

# Solution:

\$

# Past Perfect

\$

**\$ 800**


\$





What verb form do we use  
to focus on what happened  
(not who did the verb)?

[Click here for the](#)



# Solution:

Passive

**\$1000**



# Want + ?

[Click here for the](#)



# Solution:

Want + to + inf

**\$ 200**





# Will + ?

[Click here for the](#)



Solution:

Will + inf



**\$400**





# Promise + ?

[Click here for the](#)



# Solution:

Promise + to + inf

**\$ 600**







# Warn + ?

[Click here for the](#)



# Solution:

**Warn + sb + to +  
inf**


**\$ 800**





Can + ?

[Click here for the](#)



Solution:

Can + inf

**\$1000**



# Write a 1<sup>st</sup> Conditional Sentence

[Click here for the](#)



\$

# Solution:

\$

If Subject + Present Simple,  
Subject + will + inf.

\$

**\$ 200**

\$



# Write a Second Conditional Sentence

[Click here for the](#)



# Solution:

If Subject + Past Simple,  
Subject + would + inf



**\$ 400**







# Write a Zero Conditional Sentence

[Click here for the](#)



# Solution:

If Subject + Present  
Simple, Subject +  
Present Simple


**\$ 600**





Write a Sentence in both  
Active and Passive.

[Click here for the](#)



Solution:

?

**\$ 800**



# Write a Question Tag.

[Click here for the](#)



 Solution:

?

**\$1000**



She is better me at playing  
sports.

[Click here for the](#)



# Solution:

She is better THAN me at playing sports.

**\$200**







She is tall than me.

[Click here for the](#)



\$

\$

Solution:

She is taller than me.

\$

\$ 400

\$



She is tallest in the class.

[Click here for the](#)



 **Solution:**

She is **THE** tallest in the class.

**\$ 600**



Russia is the bigger country in the world.

[Click here for the](#)



# Solution:

Russia is the biggest country in the world

**\$ 800**





Sian is the best English  
teacher in the world.

[Click here for the](#)



# Solution:

This sentence is correct 😊

**\$1000**





# SlideLizard

Free Download:

<https://slidelizard.com>