


# Анимированный плакат

## Письменные буквы русского алфавита



Чулихина Е.А.

учитель начальных классов

МОУ «Малодубенская СОШ»

Орехово-Зуевского района Московской области

[e.a@mail.ru](mailto:e.a@mail.ru)



Аа <b>Аа</b>	Бб <b>Бб</b>	Вв <b>Вв</b>	Гг <b>Гг</b>	Дд <b>Дд</b>
Ее <b>Ее</b>	Ёё <b>Ёё</b>	Жж <b>Жж</b>	Зз <b>Зз</b>	Ии <b>Ии</b>
Йй <b>Йй</b>	Кк <b>Кк</b>	Лл <b>Лл</b>	Мм <b>Мм</b>	Нн <b>Нн</b>
Оо <b>Оо</b>	Пп <b>Пп</b>	Рр <b>Рр</b>	Сс <b>Сс</b>	Тт <b>Тт</b>
Уу <b>Уу</b>	Фф <b>Фф</b>	Хх <b>Хх</b>	Цц <b>Цц</b>	Чч <b>Чч</b>
Шш <b>Шш</b>	Щщ <b>Щщ</b>	Ъъ <b>Ъъ</b>	Ыы <b>Ыы</b>	Ьь <b>Ьь</b>
Ээ <b>Ээ</b>	Юю <b>Юю</b>	Яя <b>Яя</b>		


A a

A a



a



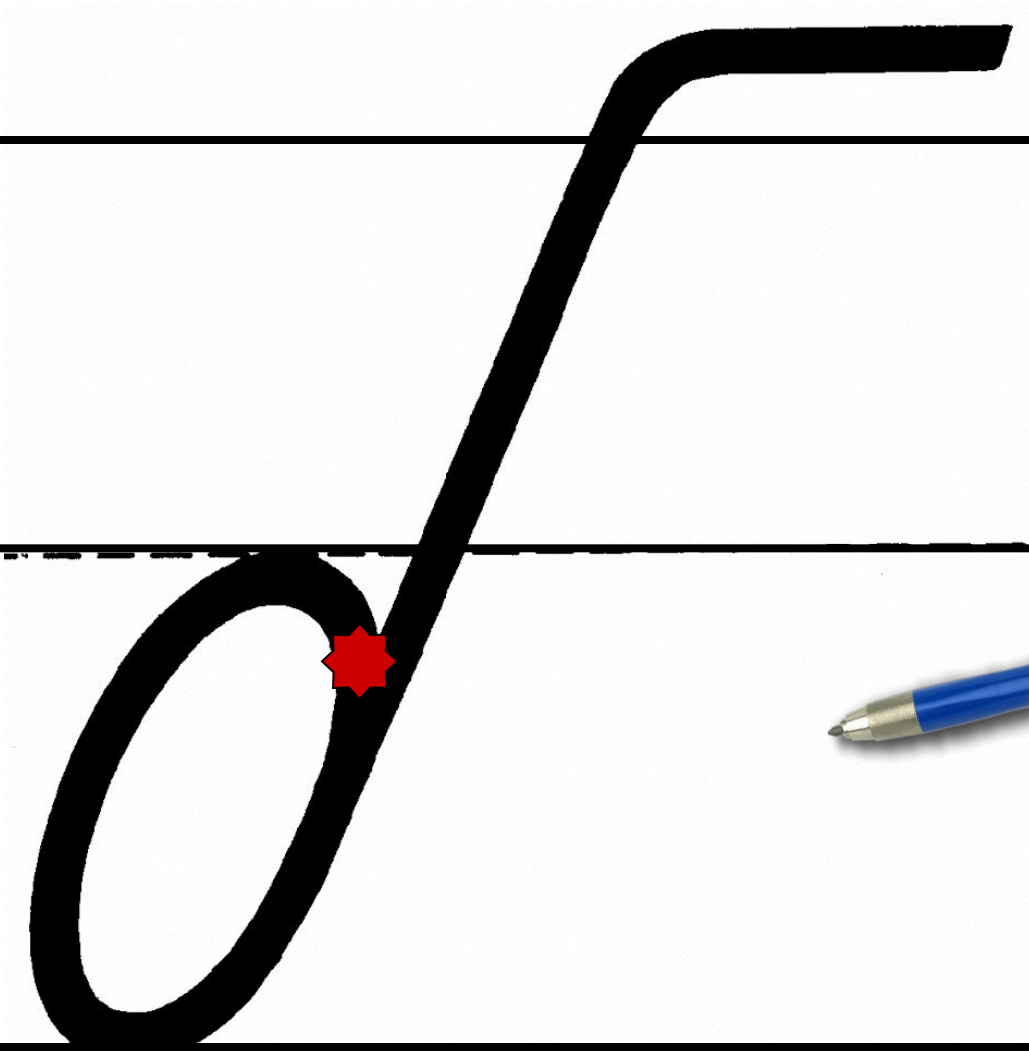



Б б

Б

б










**B B**

B

b

b






6



B






T r



2





Дд




Dd





g





E e


E

e



e





E e


Ë

ë



e







Ж ж

Ж

ж




---

---

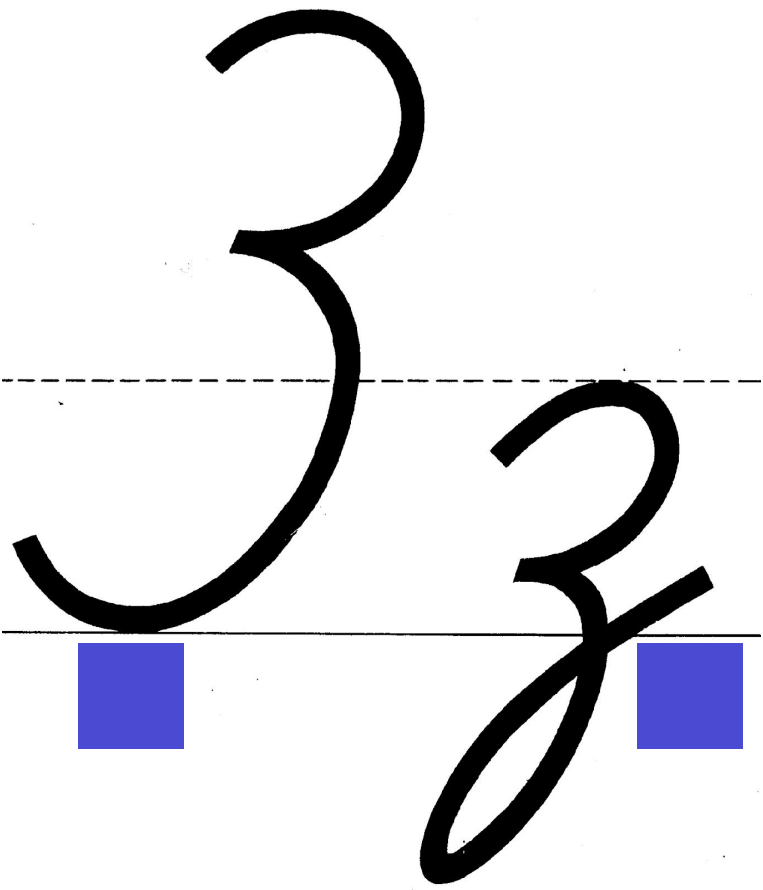
---

2K





3 3



---

3

---

---



3



И И

И И

и и




u





21





Handwriting practice lines with a cursive letter 'u' and a pen illustration.



A large, thick, black cursive letter 'u' written on the handwriting lines.



Kk

Kk



Handwritten cursive letter 'k' with two red starburst markers indicating stroke direction.



Handwritten cursive letter 'k' on a four-line grid. Two red starburst markers indicate the starting points of the strokes: one at the top of the vertical stem and another at the junction where the stem meets the loop.



Л л

Л



л



Handwritten letter 'k' on a four-line grid. A red starburst is at the starting point of the stroke on the bottom line.





Handwritten cursive letter 'A' on a four-line grid. A red starburst icon is at the starting point of the letter on the bottom line.



M M

M M m m



---


---

---

π



Handwritten cursive letters 'M' and 'A' on a four-line grid. A red starburst marks the starting point of the 'M' at the bottom left line.



Н Н

Н

Н



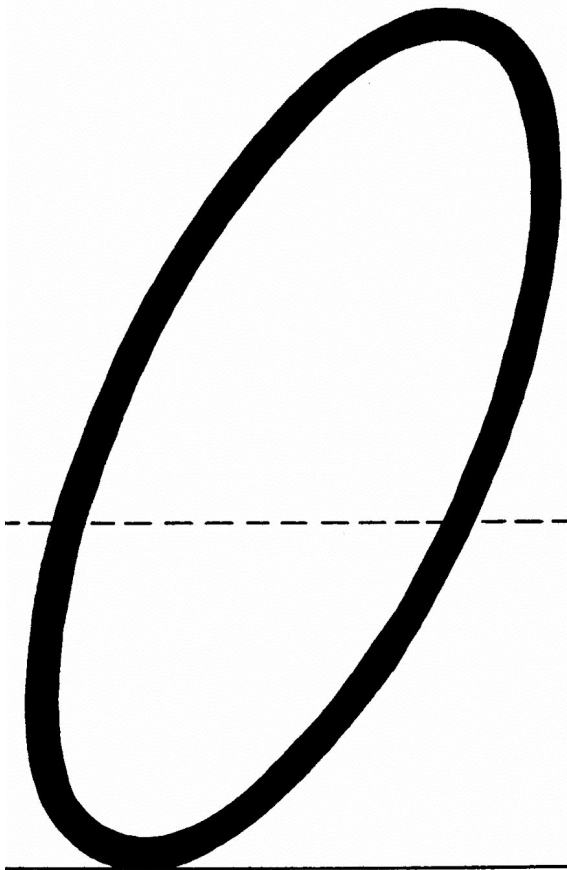



Handwritten letter 'H' on a four-line grid. A red starburst is placed at the top of the left vertical stroke, indicating the starting point for writing.



H







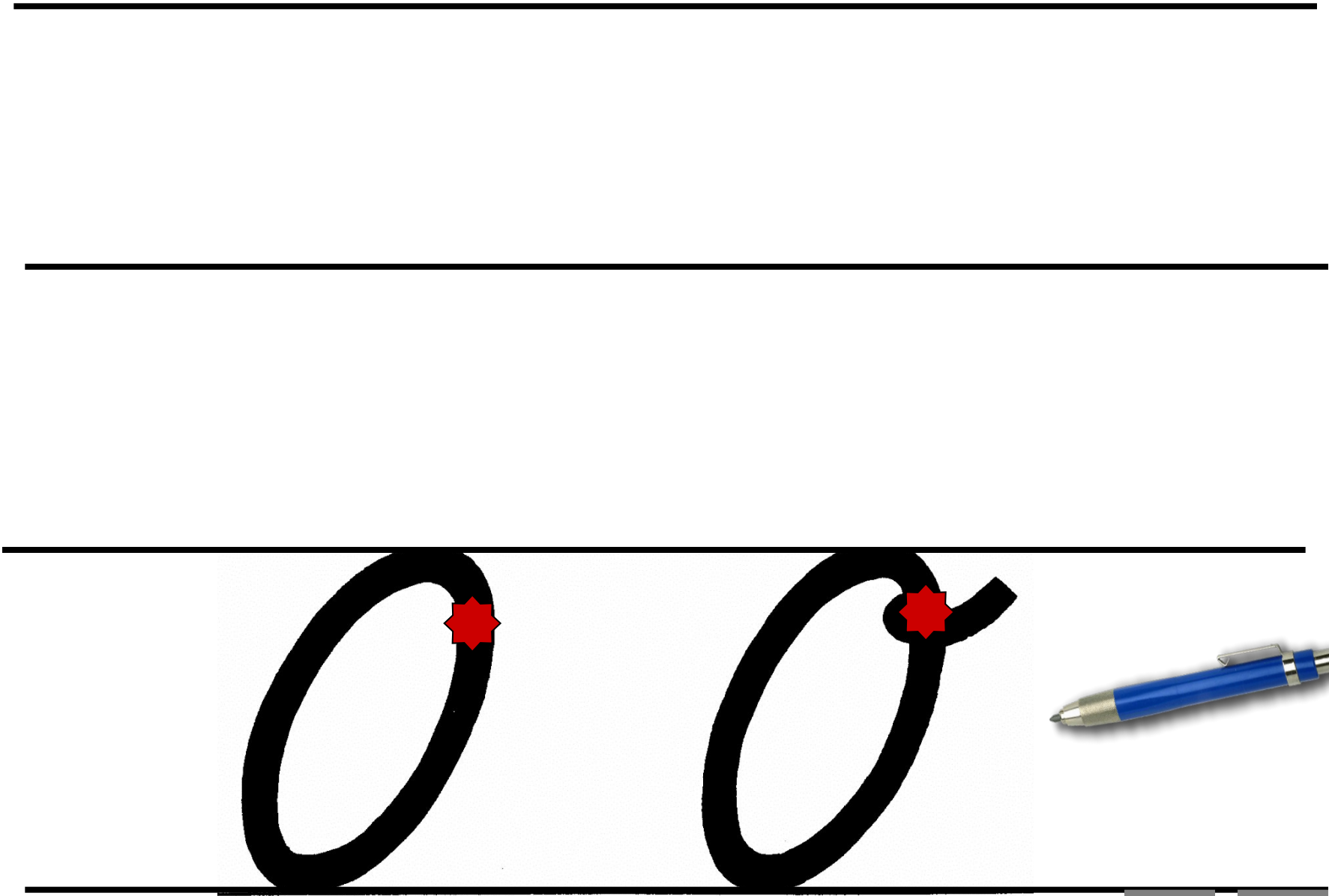
---

---

0

o







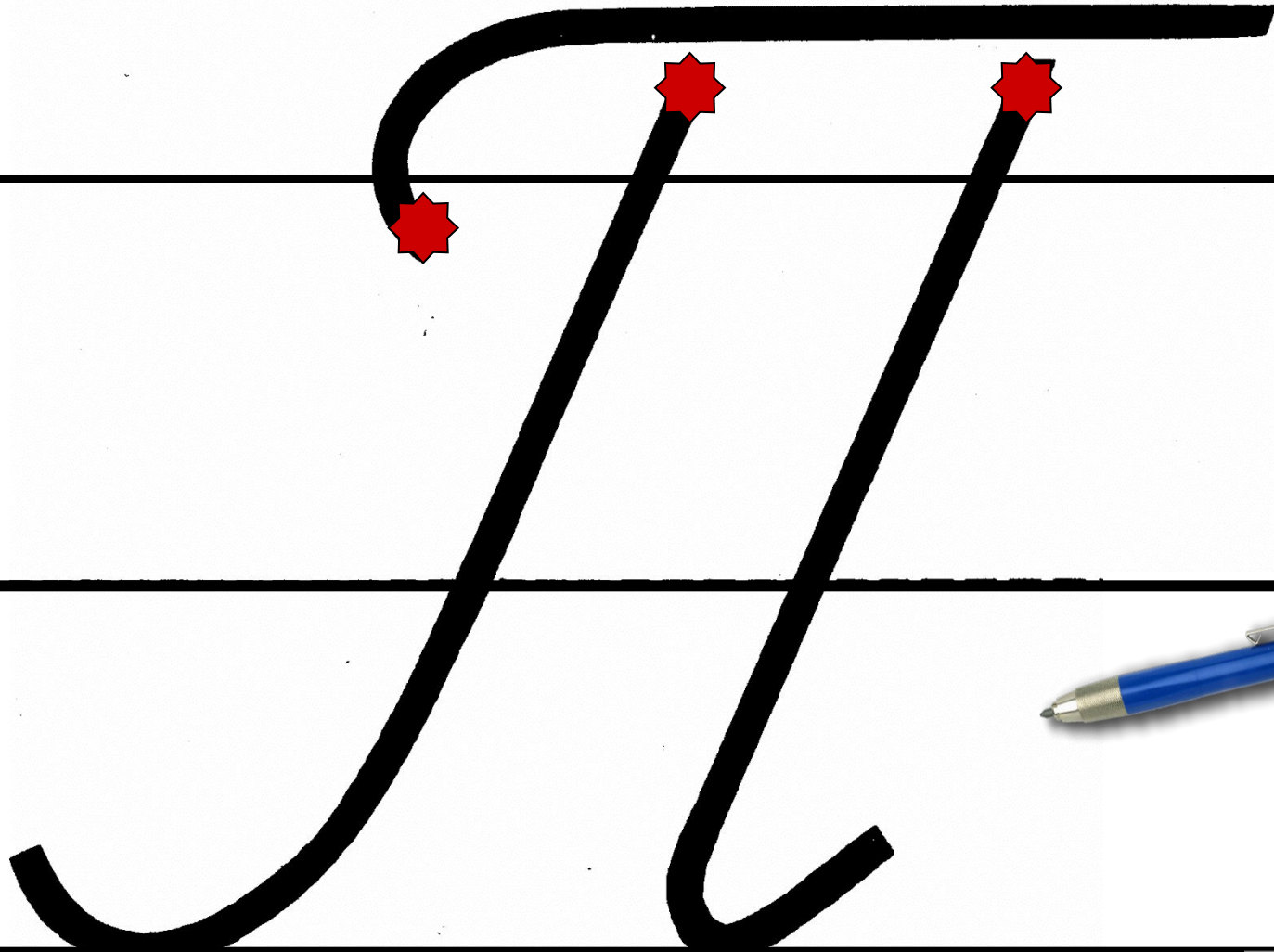


H h




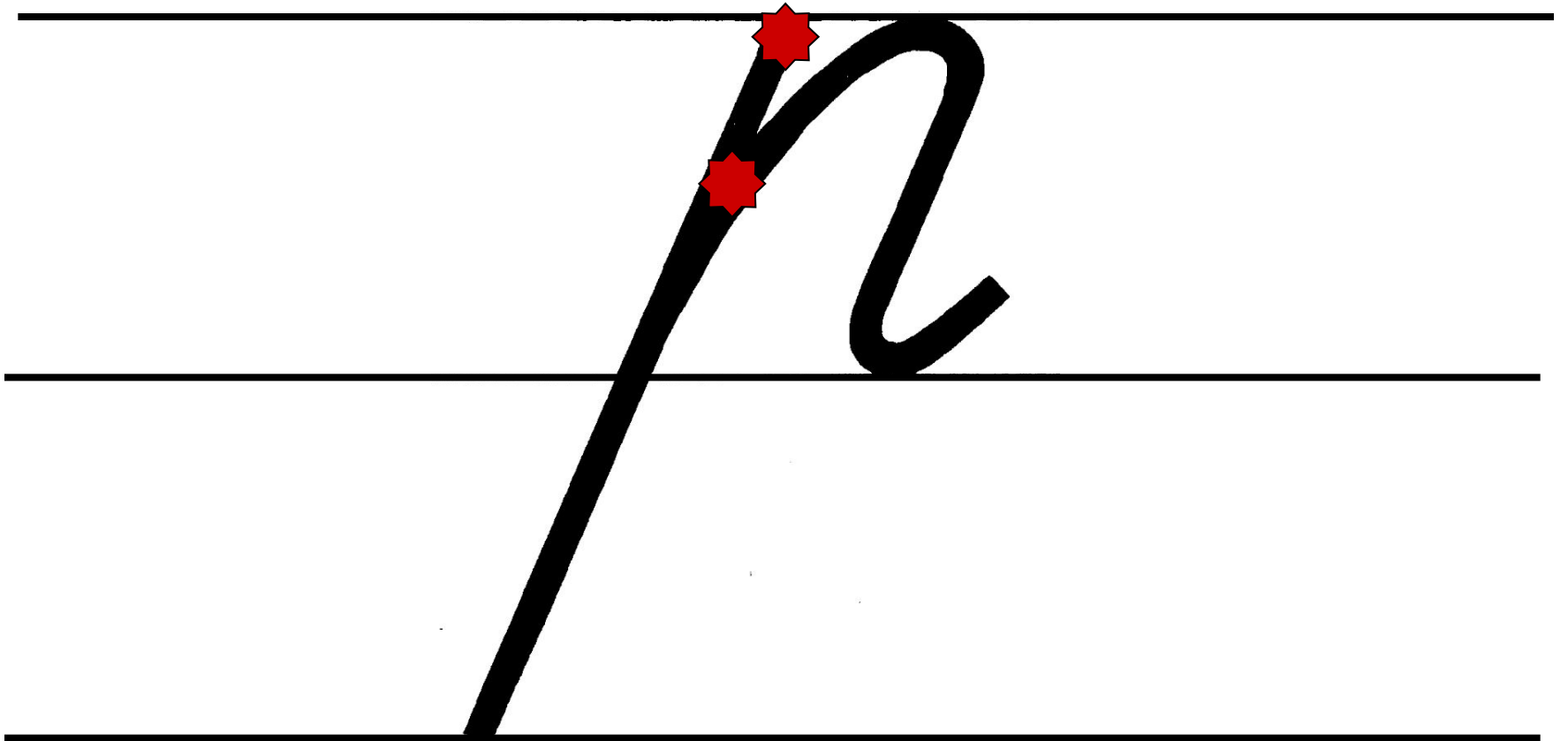
12





Pp







*F*



Cc

Cc



C



É



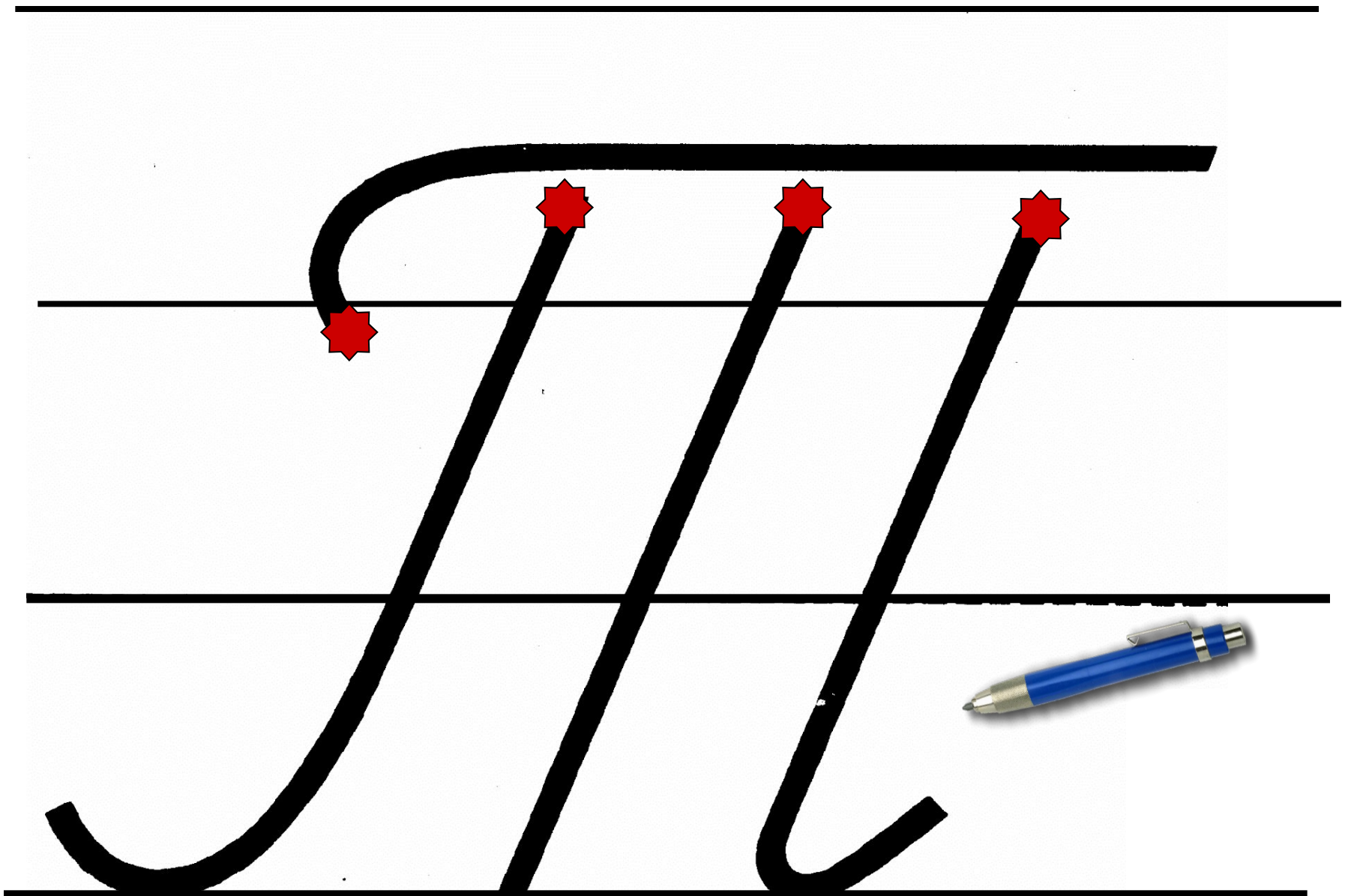
T t

T t



Handwritten cursive letter 'm' on a four-line grid. A red starburst icon is placed at the top of the first vertical stroke to indicate the starting point.





yy

y y







y




g



Ф ф







X x

X



x




---

---

---

x








Ц ц

Ц ц

Ц ц



Uy



Handwritten cursive letter 'J' on a set of five horizontal lines. A red starburst icon is placed at the top of the letter to indicate the starting point of the stroke.



44

4

4




7



Handwritten cursive letter 'y' on a four-line grid. A red starburst marks the starting point of the stroke at the top line.





W

w




m





21





Щ щ

Щ щ





u y



W





7



Ы I

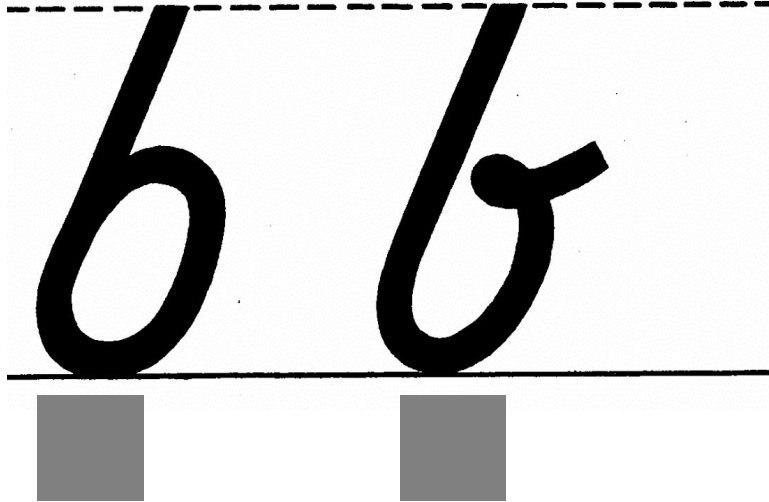

Ы I



64







6




6



Э э

Э э





3



Ю ю

Ю

Ю Ю



HO





10



10



Я Я

Я

я



g



g



# Используемые материалы:

1. Голованов Ф.Г. *Демонстрационные карточки печатных и письменных букв*. М., Просвещение, 1971 г.
2. <http://www.lenagold.ru/fon/clipart/k/kar/karanda16.png> (картинка с изображением ручки)
3. [www.it-n.ru/communities.aspx?cat\\_no=5025&lib\\_no=23224&tmpl=lib](http://www.it-n.ru/communities.aspx?cat_no=5025&lib_no=23224&tmpl=lib) (шаблон с изображением школьной доски)



**Завершить показ**