

Индивидуальный проект “Я - музыкант”

Проект Ревенко Дениса

Научный руководитель: Сафарова Динара Рагибовна

Жанр трека



Знакомство с FIStudio



00:01:00 00:02:00 00:03:00
Track 03

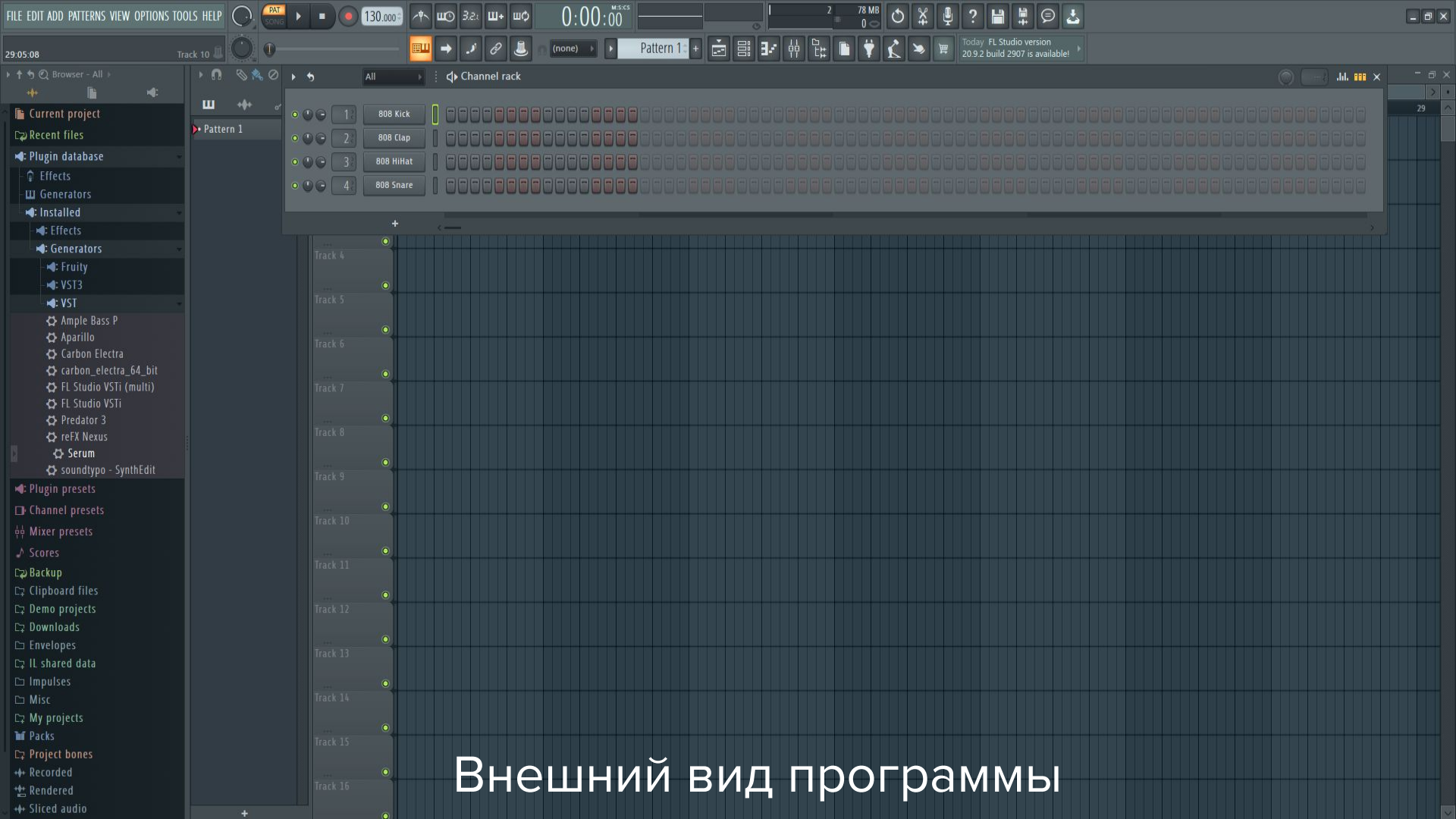
Track

Track 02

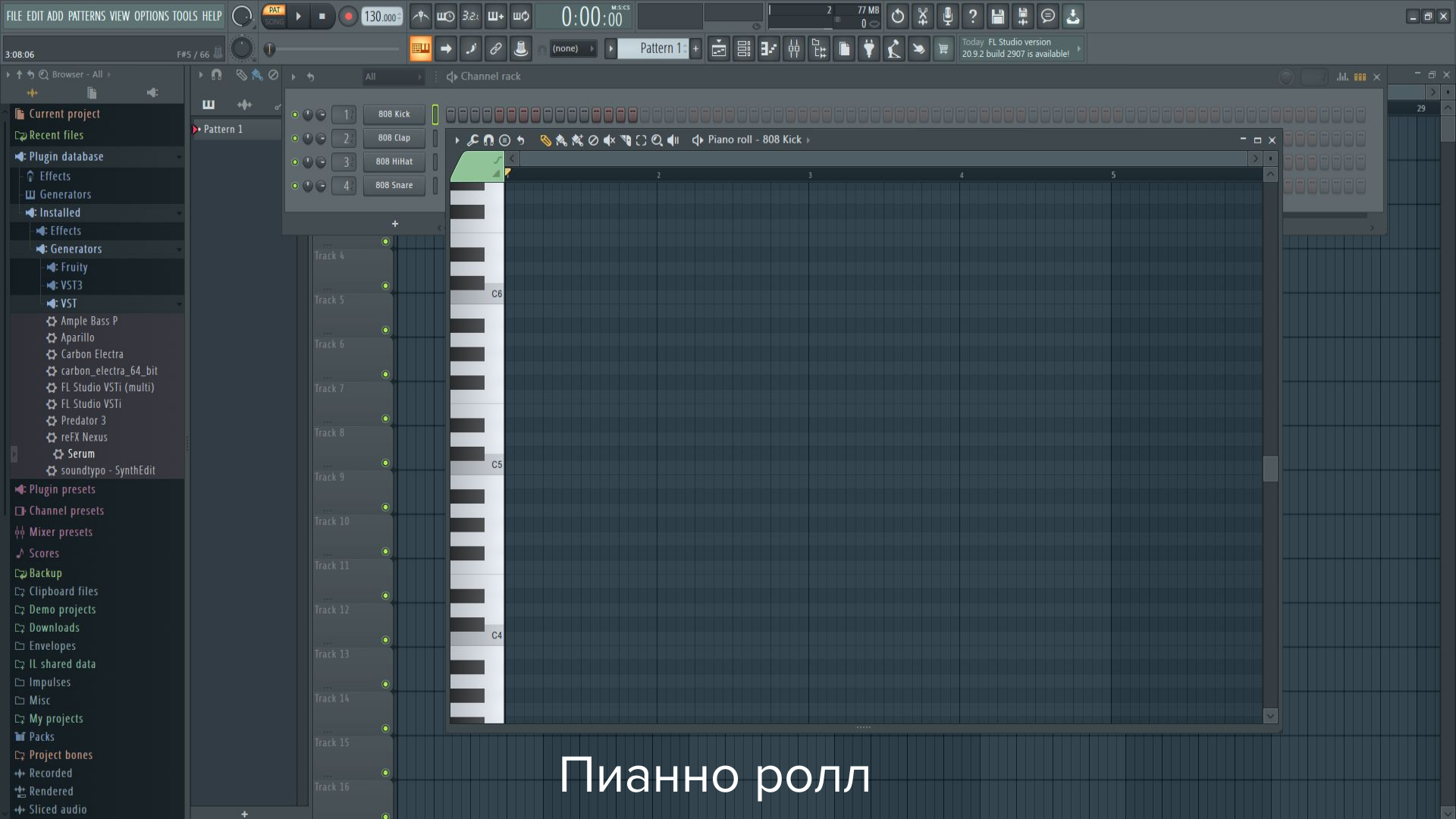
00:04:00 00:05:00 00:06:00 00:07:00 00:08:00

00:01:00 00:02:00 00:03:00 00:04:00 00:05:00 00:06:00 00:07:00 00:08:00





Внешний вид программы



Пианно ролл

Browser - All

Current project

- Recent files
- Plugin database
- Effects
- Generators
 - Installed
 - Effects
 - Generators
 - Fruity
 - VST3
 - VST
 - Ample Bass P
 - Aparillo
 - Carbon Electra
 - carbon_electra_64_bit
 - FL Studio VSTi (multi)
 - FL Studio VSTi
 - Predator 3
 - reFX Nexus
 - Serum
 - soundtypo - SynthEdit
- Plugin presets
- Channel presets
- Mixer presets
- Scores
- Backup
- Clipboard files
- Demo projects
- Downloads
- Envelopes
- IL shared data
- Impulses
- Misc
- My projects
- Packs
- Project bones
 - Recorded
 - Rendered
 - Sliced audio

Playlist - Arrangement > Ultrasonic - Future Bass Essentials - Downlifter 03 - Channel volume

STEP THUMB

113 115 117 119 121 123 125 127 129 131 133 135 137 139 141 143 145 147 149 151 153 155 157 159 161 163 165 167 169

Track 1: looperman-l-208394...
OS_LMN_Kick 15

Track 2: CS_DrumHits_Kick_8...
OS_LMN_Snare 13

Track 3: CS_DrumHits_Hat_2...
looperman-l-208394...
looperman-l-118696...
looperman-l-125346...

Track 4: looperman-l-12...atmosphere-pad

Track 5: Serum

Track 6: Dubsidea_Snare_3_1...
dg3_130_vocal_loop...

Track 7: looperman-l-426684...
[A] (lap 2)

Track 8: Hangman_SP_01...
Ultrasonic - Future B...
Ultrasonic - Future Bas.entials - Downlifter 09

Track 9: Ultrasonic - Future B...
Ultrasonic - Future B...
Ultrasonic - Future B...

Track 10: OS_LMN_Kick 8

Track 11: 808 Kick

Track 12: Serum #2

Track 13

Track 14

Track 15

Track 16

Рабочая зона

- Current project
 - Recent files
 - Plugin database
 - Effects
 - Generators
 - Installed
 - Effects
 - Generators
 - Fruity
 - VST3
 - VST
 - Ample Bass P
 - Aparillo
 - Carbon Electra
 - carbon_electra_64_bit
 - FL Studio VSTi (multi)
 - FL Studio VSTi
 - Predator 3
 - reFX Nexus
 - Serum
 - soundtypo - SynthEdit
- Plugin presets
 - Channel presets
 - Mixer presets
 - Scores
 - Backup
 - Clipboard files
 - Demo projects
 - Downloads
 - Envelopes
 - IL shared data
 - Impulses
 - Misc
 - My projects
 - Packs
 - Project bones
 - Recorded
 - Rendered
 - Sliced audio

Playlist - Arrangement > Ultrasonic - Future Bass Essentials - Downlifter 03 - Channel volume

Track 1: looperman-l-1253465-0090969-85dcizzie-atmosphere-pad - Channel volume

Track 2: looperman-l-125346.d - Channel pitch

Track 3: Ultrasonic - Futu.Channel volume

Track 4: Ultrasonic - Future Bas.entials - Downlifter 09

Track 5: Ultrasonic - Future Ba.entials - Downlifter 09

Track 6: Ultrasonic - Future Bass Essentials - Downlifter 04

Track 7: looperm..l-chops

Track 8: looperman-l-1253.e-atmosphere-pad

Track 9: Ultrasonic - Future Bas.entials - Downlifter 09

Track 10: Ultrasonic - Future B..entials - Downlifter 09

Track 11: 3x Osc

Track 12: 3x Osc

Track 13: 3x Osc

Track 14: 3x Osc

Track 15: 3x Osc

Track 16: 3x Osc

Выставление темпа

Song Key & BPM Finder

Upload your audio files to find the key and tempo of the tracks in your library. This is a tool for DJs interested in harmonic mixing, producers looking to remix songs, and anyone trying to understand their music a little better.



Select Files



Pro

Save Results

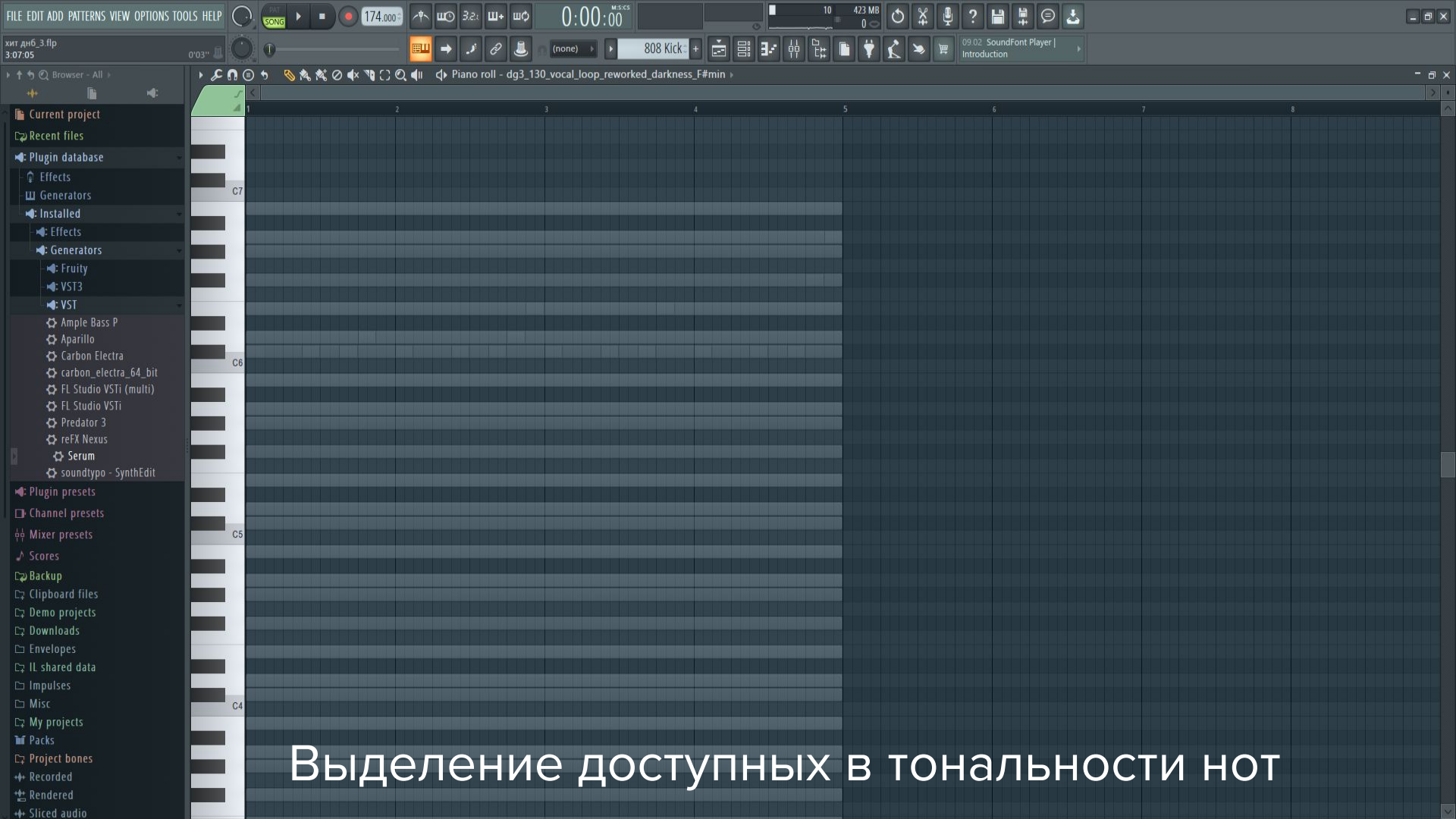
File Name	Key	Alt Key	BPM	Energy	Danceability	Happiness
looperman-l-1253465-0090969-85dcizzle-atmosphere-pad.wav	A major	11B	121	🔒	🔒	🔒

Report Ad

Поиск тональности мелодии

How to Find Song Key & BPM (Tempo)

Report Ad



- Current project
- Recent files
- Plugin database
 - Effects
 - Generators
 - Installed
 - Effects
 - Generators
 - Fruity
 - VST3
 - VST
 - Ample Bass P
 - Aparillo
 - Carbon Electra
 - carbon_electra_64_bit
 - FL Studio VSTi (multi)
 - FL Studio VSTi
 - Predator 3
 - reFX Nexus
 - Serum
 - soundtypo - SynthEdit
 - Plugin presets
 - Channel presets
 - Mixer presets
 - Scores
 - Backup
 - Clipboard files
 - Demo projects
 - Downloads
 - Envelopes
 - IL shared data
 - Impulses
 - Misc
 - My projects
 - Packs
 - Project bones
 - Recorded
 - Rendered
 - Sliced audio

Piano roll interface showing a grid for notes. The vertical axis is labeled with notes C7, C6, C5, and C4. The horizontal axis is labeled with measures 1 through 8.

Выделение доступных в тональности нот

- Current project
- Recent files
- Plugin database
- Effects
- Generators
- Installed
- Effects
- Generators
 - Fruity
 - VST3
 - VST
 - Ample Bass P
 - Aparillo
 - Carbon Electra
 - carbon_electra_64_bit
 - FL Studio VSTi (multi)
 - FL Studio VSTi
 - Predator 3
 - reFX Nexus
 - Serum
 - soundtypo - SynthEdit
- Plugin presets
- Channel presets
- Mixer presets
- Scores
- Backup
- Clipboard files
- Demo projects
- Downloads
- Envelopes
- IL shared data
- Impulses
- Misc
- My projects
- Packs
- Project bones
- Recorded
- Rendered
- Sliced audio

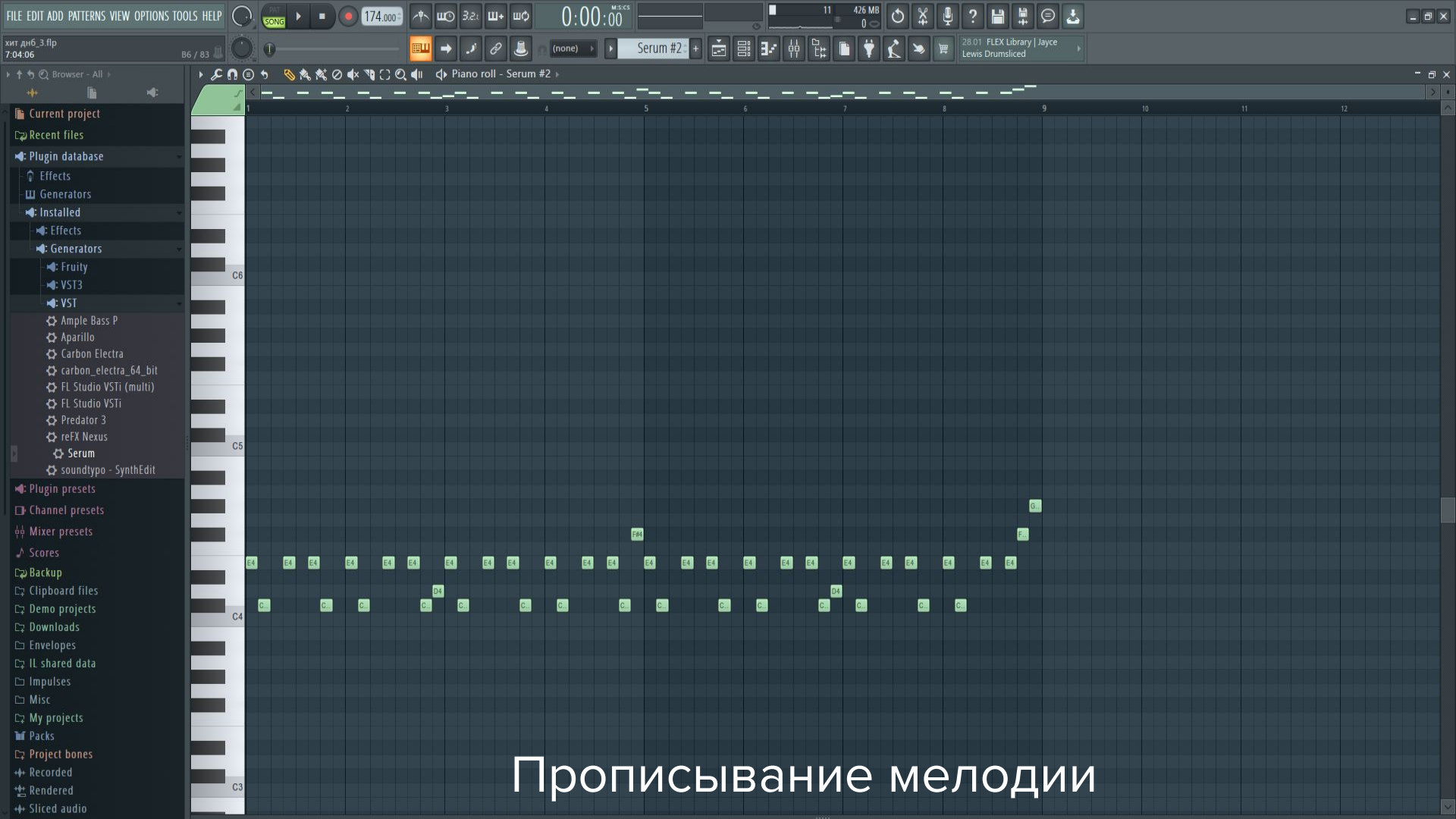
- looperman-l-208394...
- OS_LMN_Kick 15
- CS_DrumHits_Kick 8...
- OS_LMN_Snare 13
- CS_DrumHits_Hat 2
- looperman-l-208394...
- looperman-l-118696...
- looperman-l-125346...
- Dubsidia_Snare_3_1...
- dg3_130_vocal_loop...
- dg3_130_vocal_loop...
- looperman-l-426684...
- [A] Clap (2)
- Hangman_SP_01
- Ultrasonic - Future B...
- Ultrasonic - Future B...
- Ultrasonic - Future B...
- OS_LMN_Kick 8

The screenshot shows the Arrangement view in FL Studio. The top bar indicates the current track is '808 Kick'. The arrangement is divided into 16 tracks. Track 1 contains a kick drum pattern with a volume envelope. Track 2 contains a snare drum pattern. Track 3 contains a hat pattern. Tracks 4 through 9 contain various effects and pads, including 'atmosphere-pad', 'Serum', and 'Ultrasonic'. Tracks 10 through 16 are currently empty.

Прописывание драм-партии

The screenshot shows the FL Studio Piano Roll interface. On the left is a piano keyboard with notes C3 to C6. The main area is a grid with 12 measures. A melody is being written with the following notes: C4 (measures 1-3), B4 (measures 4-5), F#4 (measures 6-7), and G#4 (measures 8-9). The interface includes a top toolbar with various tools like piano, eraser, and zoom, and a left sidebar with a file browser and plugin list.

Прописывание нот мелодии



Прописывание мелодии

Playlist - Arrangement > Serum #2

Track 1: looperman-l-12534 - Channel volume, Serum - Channel volume

Track 2: looper_tch, looperman-l_net volume

Track 3: Ultr...me, reFX Nexus...nel volume

Track 4: Ultra_fter 09, loop...pad

Track 5: Ultra_fter 09, Serum

Track 6: Ultraso_fter 04, Serum #2, Ultraso_fter 04

Track 7: Ultra_fter 09

Track 8: loop...pad, Ultra_fter 09, Ultra_fter 09

Track 9: 3x Osc

Track 10: Serum

Track 11: Serum

Track 12: Serum #2

Track 13: Serum #2

Track 14: Serum #2

Track 15: Serum #2

Track 16: Serum #2

Составление структуры трека

Заключение

В ходе работы над проектом можно сделать вывод, что создание электронной музыки на данный момент несложное занятие, которым, при желании, может заняться каждый.

ИСТОЧНИКИ

http://wikisound.org/Fl_Studio_учебник_создания_музыки

<https://tunebat.com/Analyzer>

<https://www.looperman.com/>

<https://www.dj-store.ru/articles/fl-studio-obzor-interfeysa/>

https://promodj.com/bRtL/blog/101457/Vse_что_nuzhno_znat_o_Drum_And_Bass

Спасибо за внимание!