


Sekvence

SR

- Zinu, kas ir sekvence.
- Protu turpināt vingrinājumus ar sekvenci.

4 rūtiņas



28.aprīlī.

Sekvence.


Kas ir sekvence?

- Sekvence ir mazā mūzikas posma atkārtojums no citas pakāpes.
- Секвенция- это повторение части мелодии от разных ступеней.

Sekvence

The image displays a musical staff in 4/4 time, starting with a treble clef and a key signature of one flat. The melody consists of the following notes: G4 (quarter), A4 (quarter), B4 (quarter), C5 (quarter), B4 (quarter), A4 (quarter), G4 (quarter), F4 (quarter), E4 (quarter), D4 (quarter), C4 (half). Three groups of notes are highlighted with yellow boxes: the first group (G4, A4, B4) is labeled with Roman numerals I, II, and III; the second group (B4, C5, B4) is labeled with II, III, and IV; and the third group (A4, G4, F4) is labeled with III, IV, and V.

Vai tāir sekvence?



Raksti nošu burtnīcā. Turpini vingrinājumus ar sekvenci!



1' 7 6

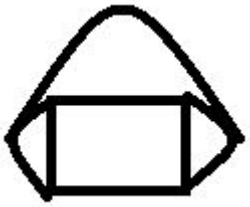
5 4 3

1 2 3

Pārbaudi sevi!

The image displays three staves of handwritten musical notation in 2/4 time. Each staff begins with a treble clef and a 2/4 time signature. The notation consists of eighth and sixteenth notes, often beamed together, with various fingerings and accents indicated by numbers and 'x' marks.

- Staff 1:** Features a sequence of eighth notes. Fingerings are indicated by '1', '7', and '6'. An 'x' mark is placed below the final note of the piece.
- Staff 2:** Features a sequence of eighth notes. Fingerings are indicated by '5', '4', and '3'. An 'x' mark is placed below the final note of the piece.
- Staff 3:** Features a sequence of eighth notes. Fingerings are indicated by '1', '2', and '3'. An 'x' mark is placed below the final note of the piece.



Klausīšanās

- K.Sen-Sanss „Putnu būris”

"Птичник" К. Сен-Санс. "Карнавал ЖИВОТНЫХ" - YouTube

Nosauci mūzikas instrumentus:

(+vijole

+flauta

+klavieres

- čells)

Novērtē savas zināšanas!

- Izpildi testu vietnē www.uzdevumi.lv

(Tests dienasgrāmatā 28.04.20201.: Klases darbs
uzdevumi.lv: *pildīt šeit*)

Paldies par darbu!