

Стабильный заработок на  
рынке Forex при  
минимизации рисков

Обзор рынка: 17:40:26

Символ	Бид	Аск	!
EURUSD.oi	1.13396	1.13421	25
AUDNZD.oi	1.06375	1.06413	38
AUDUSD.oi	0.72985	0.73013	28
EURAUD.oi	1.55339	1.55376	37
EURCAD.oi	1.50510	1.50550	40
EURCHF.oi	1.12904	1.12935	31
EURJPY.oi	128.955	128.983	28
EURNZD.oi	1.65276	1.65311	35
EURGBP.oi	0.88578	0.88610	32
NZDUSD.oi	0.68595	0.68626	31
GBPCAD.oi	1.69890	1.69933	43
GBPJPY.oi	145.560	145.595	35
GBPUSD.oi	1.27995	1.28025	30
USDCAD.oi	1.32719	1.32748	29
USDCHF.oi	0.99555	0.99585	30
USDJPY.oi	113.708	113.736	28
USDRUB.oi	66.90738	66.92562	1...
CL_BREN...	60.497	60.552	55
WTI_OIL.oi	51.754	51.809	55
XAUUSD.oi	1219.93	1220.24	31
XAGUSD.oi	14.2928	14.3102	174
GBR_100.oi	7053.38	7054.62	124
GER_30.oi	11354.48	11355.52	104
SPX500.oi	2722.01	2722.65	64
AAPL.oi	178.96	179.25	29
AMZN.oi	1642.53	1644.79	226
BABA.oi	157.73	158.07	34
FB.oi	134.43	134.75	32
GOOG.oi	1063.20	1072.29	909
MCD.oi	186.80	187.18	38
MSFT.oi	110.44	110.72	28
RACE.oi	106.67	107.48	81
TSLA.oi	347.19	347.94	75
V.oi	139.44	139.74	30

Символы | Тиковый график





Обзор рынка: 18:12:43

Символ	Бид	Аск	!
EURUSD.oi	1.13774	1.13798	24
AUDNZD.oi	1.06406	1.06445	39
AUDUSD.oi	0.73179	0.73206	27
EURAUD.oi	1.55437	1.55464	27
EURCAD.oi	1.50785	1.50815	30
EURCHF.oi	1.13096	1.13122	26
EURJPY.oi	129.128	129.153	25
EURNZD.oi	1.65445	1.65493	48
EURGBP.oi	0.88667	0.88695	28
NZDUSD.oi	0.68766	0.68793	27
GBPCAD.oi	1.70026	1.70067	41
GBPJPY.oi	145.612	145.646	34
GBPUSD.oi	1.28296	1.28321	25
USDCAD.oi	1.32524	1.32555	31
USDCHF.oi	0.99396	0.99424	28
USDJPY.oi	113.487	113.516	29
USDRUB.oi	66.79838	66.81662	1...
CL_BREN...	60.188	60.243	55
WTI_OIL.oi	51.402	51.459	57
XAUUSD.oi	1223.93	1224.24	31
XAGUSD.oi	14.3668	14.3862	194
GBR_100.oi	7047.13	7048.37	124
GER_30.oi	11357.98	11359.02	104
SPX500.oi	2718.51	2719.15	64
AAPL.oi	178.28	178.56	28
AMZN.oi	1637.88	1639.07	119
BABA.oi	157.27	157.59	32
FB.oi	134.19	134.50	31
GOOG.oi	1063.91	1065.78	187
MCD.oi	187.04	187.36	32
MSFT.oi	109.86	110.13	27
RACE.oi	106.70	107.45	75
TSLA.oi	344.56	345.18	62
V.oi	139.35	139.63	28

Символы | Тиковый график

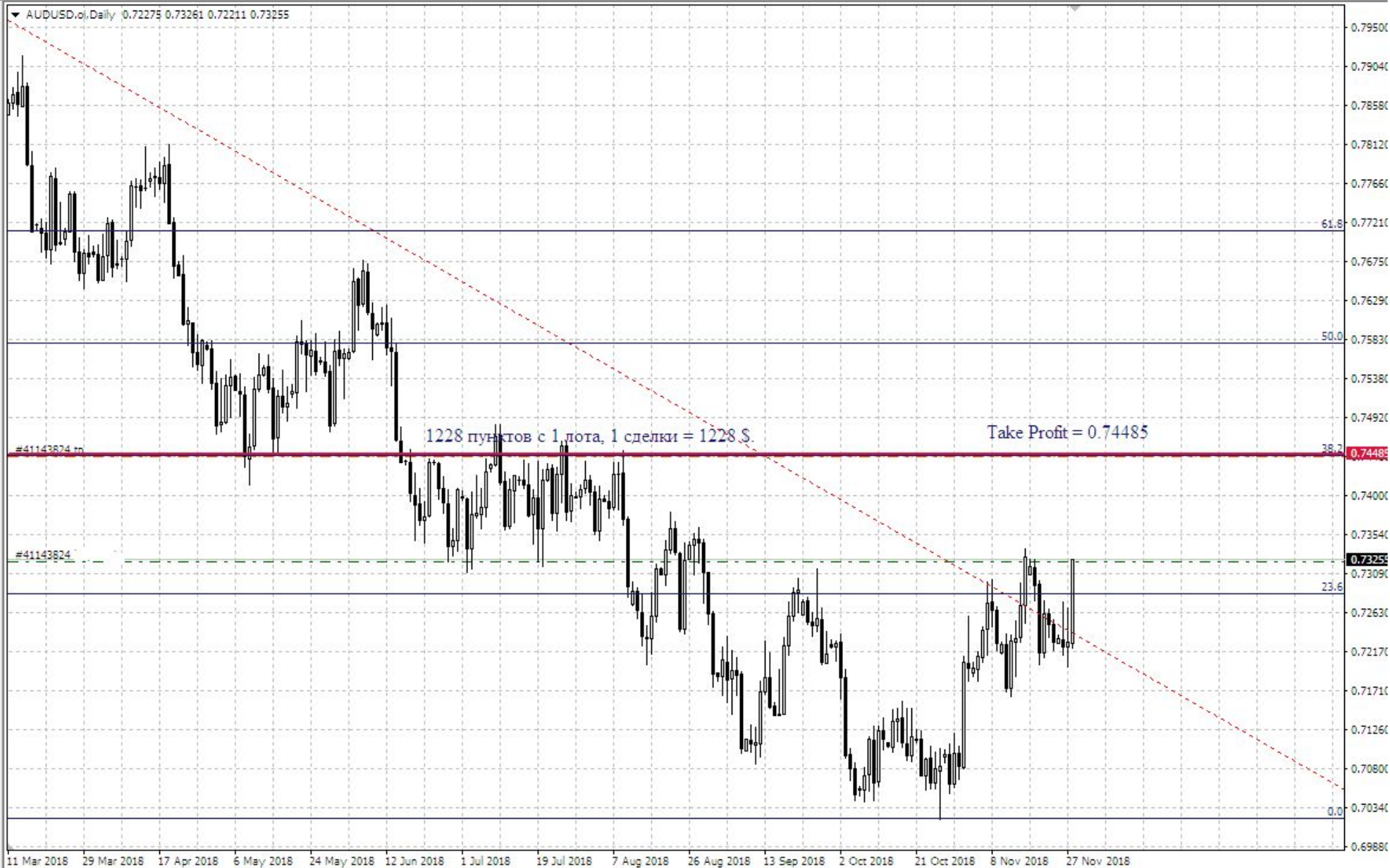




Обзор рынка: 18:53:59

Символ	Бид	Аск	!
EURUSD.oi	1.13851	1.13877	26
AUDNZD.oi	1.06383	1.06420	37
AUDUSD.oi	0.73243	0.73271	28
EURAUD.oi	1.55414	1.55450	36
EURCAD.oi	1.50762	1.50801	39
EURCHF.oi	1.13009	1.13042	33
EURJPY.oi	129.188	129.217	29
EURNZD.oi	1.65386	1.65419	33
EURGBP.oi	0.88622	0.88654	32
NZDUSD.oi	0.68837	0.68867	30
GBPCAD.oi	1.70091	1.70133	42
GBPJPY.oi	145.749	145.780	31
GBPUSD.oi	1.28445	1.28473	28
USDCAD.oi	1.32412	1.32441	29
USDCHF.oi	0.99250	0.99280	30
USDJPY.oi	113.457	113.485	28
USDRUB.oi	66.83638	66.85362	1...
CL_BREN...	60.404	60.464	60
WTI_OIL.oi	51.623	51.679	56
XAUUSD.oi	1222.65	1222.94	29
XAGUSD.oi	14.3328	14.3492	164
GBR_100.oi	7059.38	7060.62	124
GER_30.oi	11386.98	11388.02	104
SPX500.oi	2731.25	2731.89	64
AAPL.oi	179.40	179.70	30
AMZN.oi	1655.41	1657.29	188
BABA.oi	157.83	158.14	31
FB.oi	135.28	135.57	29
GOOG.oi	1075.90	1081.56	566
MCD.oi	186.98	187.31	33
MSFT.oi	110.61	110.88	27
RACE.oi	107.35	107.74	39
TSLA.oi	346.27	347.10	83
V.oi	140.59	140.88	29

Символы | Тиковый график

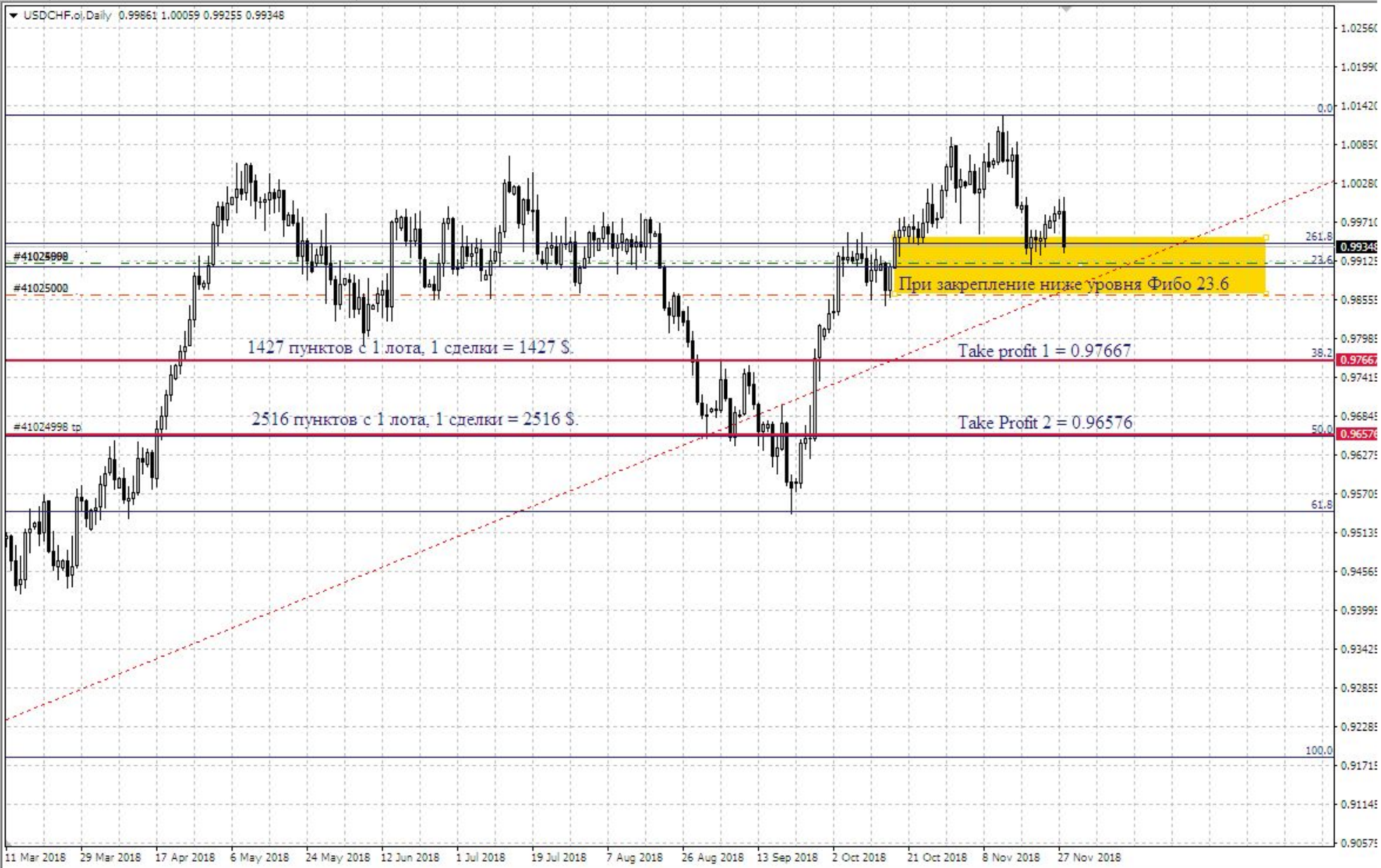




Обзор рынка: 19:06:18

Символ	Бид	Аск	!
EURUSD.oi	1.13669	1.13695	26
AUDNZD.oi	1.06377	1.06416	39
AUDUSD.oi	0.73121	0.73150	29
EURAUD.oi	1.55422	1.55459	37
EURCAD.oi	1.50717	1.50749	32
EURCHF.oi	1.12929	1.12958	29
EURJPY.oi	129.124	129.152	28
EURNZD.oi	1.65388	1.65433	45
EURGBP.oi	0.88550	0.88581	31
NZDUSD.oi	0.68726	0.68756	30
GBPCAD.oi	1.70177	1.70214	37
GBPJPY.oi	145.795	145.828	33
GBPUSD.oi	1.28346	1.28377	31
USDCAD.oi	1.32580	1.32608	28
USDCHF.oi	0.99336	0.99367	31
USDJPY.oi	113.581	113.609	28
USDRUB.oi	66.93938	66.95862	1...
CL_BREN...	60.159	60.219	60
WTI_OIL.oi	51.392	51.449	57
XAUUSD.oi	1220.75	1221.10	35
XAGUSD.oi	14.3048	14.3222	174
GBR_100.oi	7058.38	7059.62	124
GER_30.oi	11387.73	11388.77	104
SPX500.oi	2731.75	2732.39	64
AAPL.oi	179.23	179.53	30
AMZN.oi	1659.87	1661.06	119
BABA.oi	158.23	158.52	29
FB.oi	135.59	135.90	31
GOOG.oi	1082.12	1085.08	296
MCD.oi	187.01	187.36	35
MSFT.oi	110.49	110.76	27
RACE.oi	106.84	107.88	104
TSLA.oi	346.38	347.25	87
V.oi	140.50	140.79	29

Символы | Тиковый график





Обзор рынка: 19:18:34

Символ	Бид	Аск	!
EURUSD.oi	1.13774	1.13801	27
AUDNZD.oi	1.06379	1.06417	38
AUDUSD.oi	0.73208	0.73238	30
EURAUD.oi	1.55381	1.55418	37
EURCAD.oi	1.50781	1.50817	36
EURCHF.oi	1.12961	1.12997	36
EURJPY.oi	129.184	129.211	27
EURNZD.oi	1.65350	1.65381	31
EURGBP.oi	0.88626	0.88658	32
NZDUSD.oi	0.68808	0.68838	30
GBPCAD.oi	1.70102	1.70144	42
GBPJPY.oi	145.737	145.767	30
GBPUSD.oi	1.28353	1.28382	29
USDCAD.oi	1.32514	1.32544	30
USDCHF.oi	0.99274	0.99304	30
USDJPY.oi	113.529	113.555	26
USDRUB.oi	66.93438	66.95362	1...
CL_BREN...	59.852	59.912	60
WTI_OIL.oi	51.143	51.200	57
XAUUSD.oi	1221.85	1222.19	34
XAGUSD.oi	14.3238	14.3422	184
GBR_100.oi	7062.38	7063.62	124
GER_30.oi	11387.48	11388.52	104
SPX500.oi	2732.01	2732.65	64
AAPL.oi	179.21	179.49	28
AMZN.oi	1656.05	1657.41	136
BABA.oi	158.58	158.88	30
FB.oi	135.24	135.57	33
GOOG.oi	1075.88	1086.57	1...
MCD.oi	187.42	187.73	31
MSFT.oi	110.44	110.71	27
RACE.oi	107.17	107.77	60
TSLA.oi	345.85	346.59	74
V.oi	140.46	140.75	29

Символы | Тиковый график

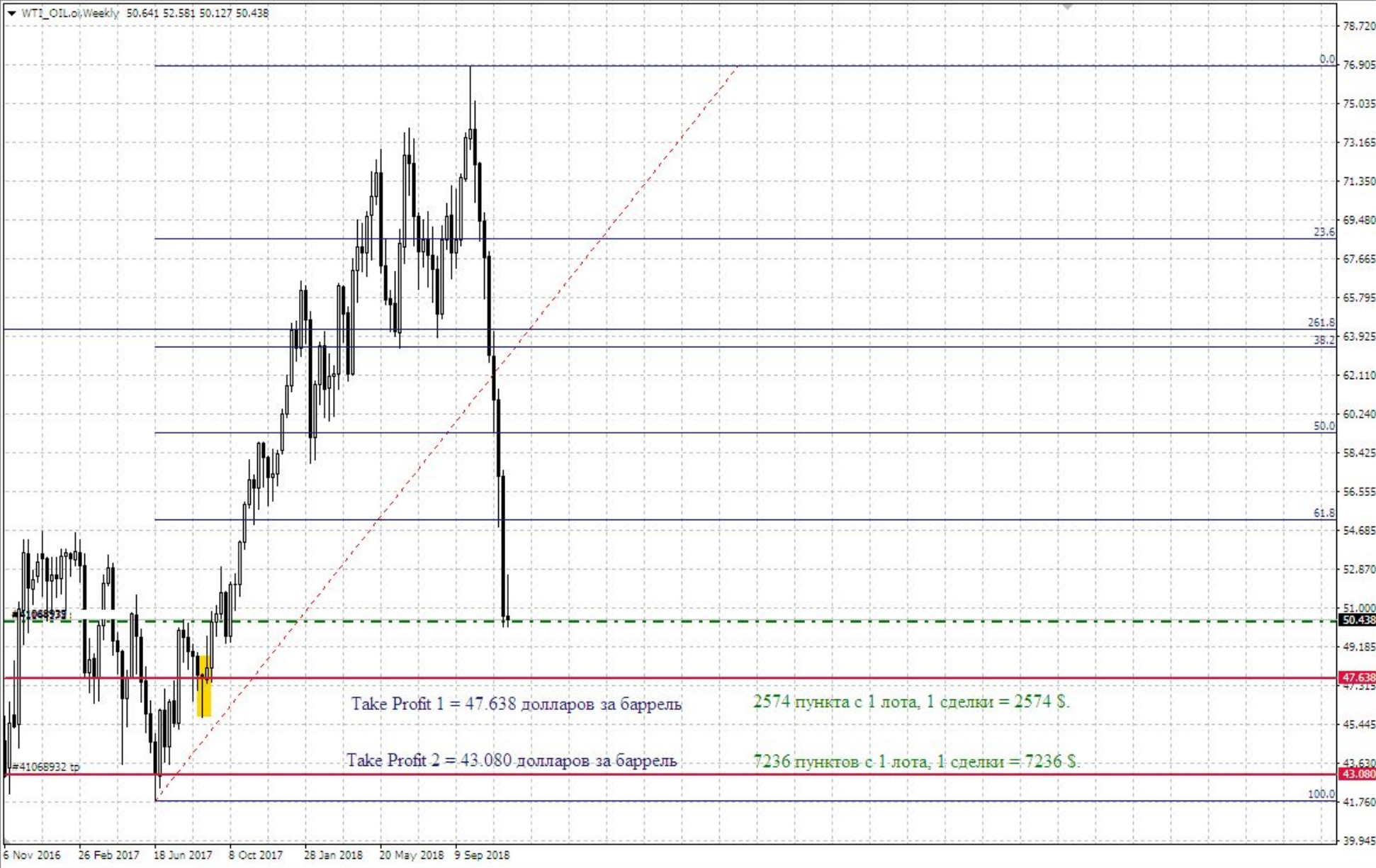




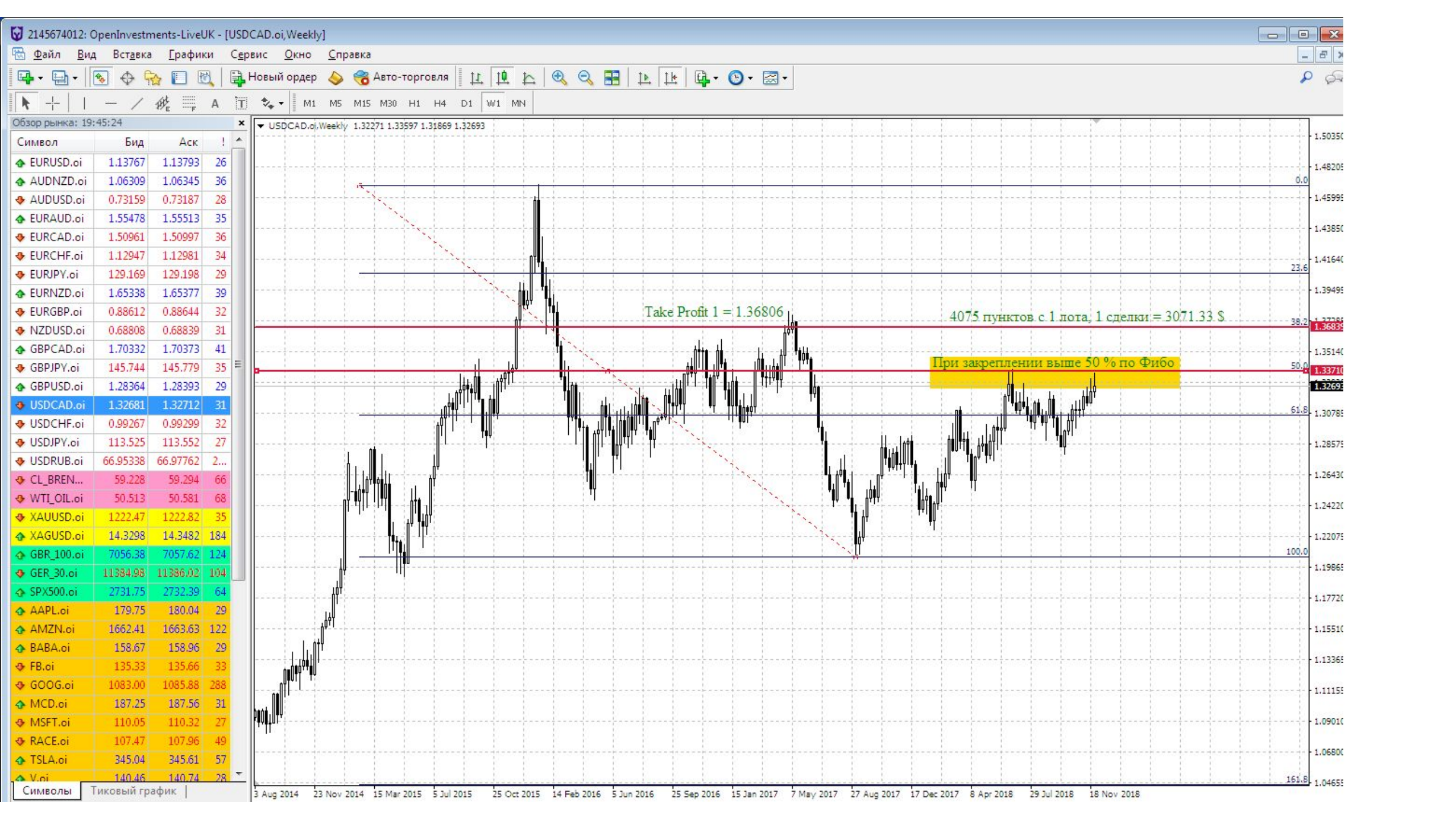
Обзор рынка: 19:32:04

Символ	Бид	Аск	!
EURUSD.oi	1.13739	1.13766	27
AUDNZD.oi	1.06299	1.06337	38
AUDUSD.oi	0.73155	0.73184	29
EURAUD.oi	1.55451	1.55483	32
EURCAD.oi	1.50916	1.50952	36
EURCHF.oi	1.12943	1.12977	34
EURJPY.oi	129.146	129.174	28
EURNZD.oi	1.65296	1.65326	30
EURGBP.oi	0.88612	0.88644	32
NZDUSD.oi	0.68810	0.68841	31
GBPCAD.oi	1.70282	1.70325	43
GBPJPY.oi	145.716	145.749	33
GBPUSD.oi	1.28335	1.28366	31
USDCAD.oi	1.32674	1.32704	30
USDCHF.oi	0.99287	0.99320	33
USDJPY.oi	113.528	113.556	28
USDRUB.oi	66.98238	67.00162	1...
CL_BREN...	59.161	59.226	65
WTI_OIL.oi	50.426	50.494	68
XAUUSD.oi	1221.48	1221.83	35
XAGUSD.oi	14.3198	14.3382	184
GBR_100.oi	7057.88	7059.12	124
GER_30.oi	11385.23	11386.27	104
SPX500.oi	2731.25	2731.89	64
AAPL.oi	179.52	179.80	28
AMZN.oi	1660.27	1661.81	154
BABA.oi	158.71	159.01	30
FB.oi	135.20	135.51	31
GOOG.oi	1084.95	1086.26	131
MCD.oi	187.26	187.61	35
MSFT.oi	110.34	110.61	27
RACE.oi	107.20	107.87	67
TSLA.oi	345.33	345.89	56
V.oi	140.39	140.69	30

Символы | Тиковый график









Обзор рынка: 19:54:28

Символ	Бид	Аск	!
EURUSD.oi	1.13745	1.13772	27
AUDNZD.oi	1.06310	1.06347	37
AUDUSD.oi	0.73160	0.73188	28
EURAUD.oi	1.55449	1.55481	32
EURCAD.oi	1.50936	1.50971	35
EURCHF.oi	1.12935	1.12966	31
EURJPY.oi	129.146	129.175	29
EURNZD.oi	1.65311	1.65353	42
EURGBP.oi	0.88603	0.88635	32
NZDUSD.oi	0.68806	0.68837	31
GBPCAD.oi	1.70321	1.70360	39
<b>GBPJPY.oi</b>	<b>145.733</b>	<b>145.767</b>	<b>34</b>
GBPUSD.oi	1.28357	1.28385	28
USDCAD.oi	1.32684	1.32711	27
USDCHF.oi	0.99272	0.99302	30
USDJPY.oi	113.524	113.552	28
USDRUB.oi	66.96438	66.98262	1...
CL_BREN...	59.198	59.265	67
WTI_OIL.oi	50.513	50.581	68
XAUUSD.oi	1222.35	1222.70	35
XAGUSD.oi	14.3358	14.3542	184
GBR_100.oi	7057.13	7058.37	124
GER_30.oi	11385.98	11387.02	104
SPX500.oi	2730.25	2730.89	64
AAPL.oi	179.56	179.85	29
AMZN.oi	1661.49	1662.98	149
BABA.oi	158.94	159.23	29
FB.oi	135.46	135.76	30
GOOG.oi	1082.12	1084.70	258
MCD.oi	187.30	187.60	30
MSFT.oi	109.97	110.24	27
RACE.oi	107.02	107.97	95
TSLA.oi	345.22	345.81	59
V.oi	140.32	140.60	28





Обзор рынка: 20:03:14

Символ	Бид	Аск	!
EURUSD.oi	1.13699	1.13726	27
AUDNZD.oi	1.06308	1.06344	36
AUDUSD.oi	0.73107	0.73137	30
EURAUD.oi	1.55494	1.55528	34
EURCAD.oi	1.50934	1.50970	36
EURCHF.oi	1.12953	1.12984	31
EURJPY.oi	129.120	129.149	29
EURNZD.oi	1.65359	1.65392	33
EURGBP.oi	0.88620	0.88652	32
NZDUSD.oi	0.68759	0.68791	32
GBPCAD.oi	1.70286	1.70328	42
GBPJPY.oi	145.676	145.708	32
GBPUSD.oi	1.28276	1.28307	31
USDCAD.oi	1.32735	1.32763	28
USDCHF.oi	0.99330	0.99360	30
USDJPY.oi	113.550	113.577	27
USDRUB.oi	67.02638	67.04562	1...
CL_BREN...	58.984	59.039	55
WTI_OIL.oi	50.289	50.345	56
XAUUSD.oi	1221.80	1222.16	36
XAGUSD.oi	14.3148	14.3332	184
GBR_100.oi	7051.38	7052.62	124
GER_30.oi	11377.48	11378.52	104
SPX500.oi	2725.01	2725.65	64
AAPL.oi	179.13	179.41	28
AMZN.oi	1660.05	1661.36	131
BABA.oi	158.73	159.03	30
FB.oi	135.42	135.72	30
GOOG.oi	1082.43	1083.81	138
MCD.oi	186.98	187.31	33
MSFT.oi	109.71	109.98	27
RACE.oi	106.74	107.83	109
TSLA.oi	344.15	344.71	56
V.oi	140.03	140.32	29

Символы | Тиковый график

