



1. Listen. What colors will you hear?

2. Look. What more colors you see.
Listen. What's under the rounds?

Clothes!!!

What is the topic of our lesson?



She's got a pink pencil in her hands,
A pink pencil.
She's got a pink pencil in her hands,
A pencil in her hands.






socks



skirt



trousers



shoes



jacket



T-shirt



1



jeans



4



hat



2



shoes



5



skirt



3



T-shirt



6



coat



The background is a colorful cartoon illustration of a street scene. On the left, a large tree with dark red leaves is partially visible. In the center, a white, cloud-like shape contains the text 'Super Simple Learning'. The word 'Super' is in blue, 'Simple' is in purple, and 'Learning' is in blue with a registered trademark symbol. To the right, there is a yellow building with a brick chimney and several windows. A black street sign with the number '1' is visible in the lower left. The sky is a light blue with a yellow sun or moon in the background.

**Super
Simple
Learning®**

2 Chit-Chat



your hat



your jacket



your shorts

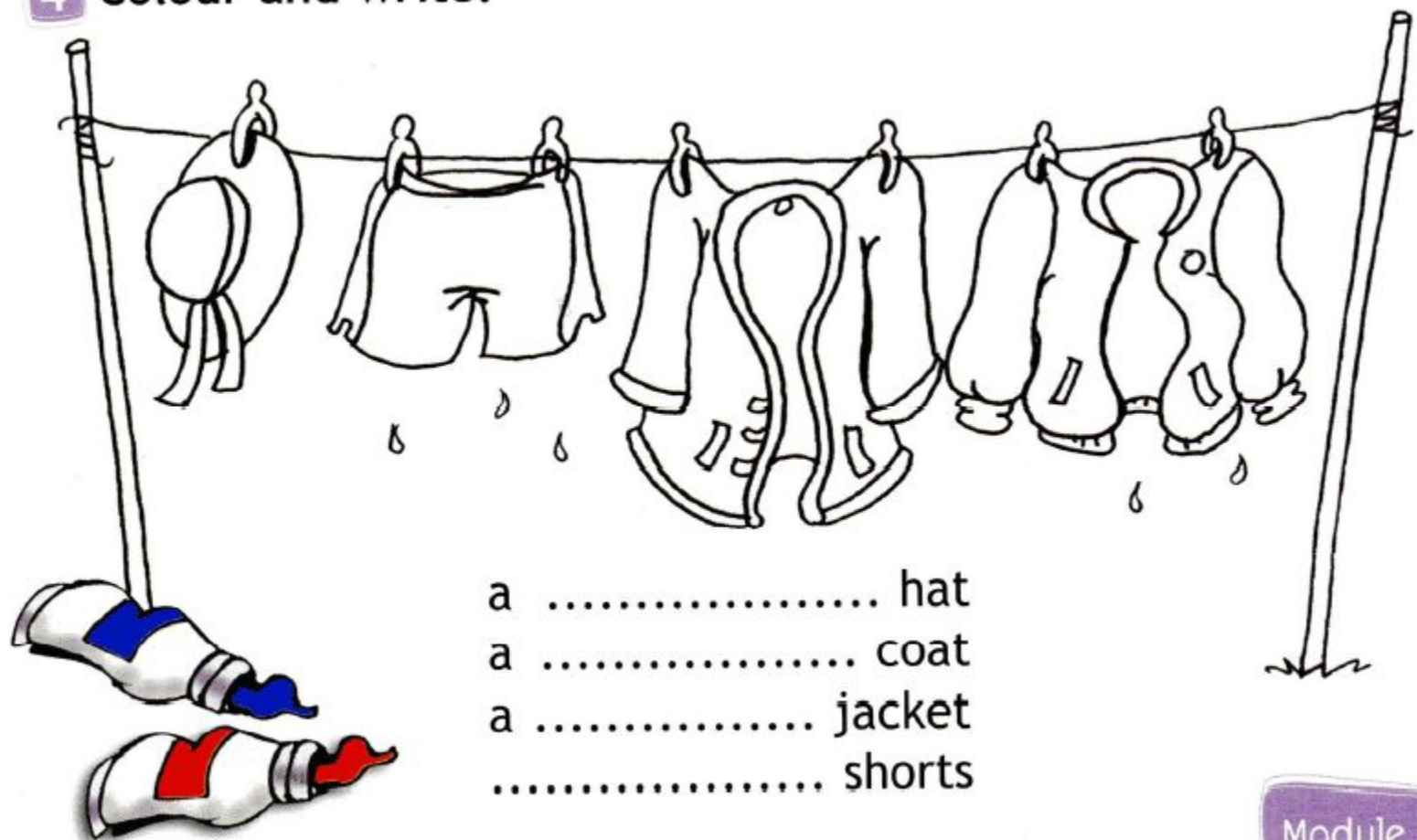


your coat


jacket ~~T-shirt~~ shoes skirt socks trousers



4 Colour and write.



a hat
a coat
a jacket
..... shorts



m	c	a	p	l	u	h	c	s	a
d	r	e	s	s	c	a	d	o	t
e	h	s	k	i	r	t	b	c	a
j	f	w	h	t	v	x	s	k	k
a	e	d	t	e	c	x	h	s	e
c	o	a	t	e	r	f	o	z	o
k	d	v	n	r	b	t	e	c	f
e	k	i	v	s	a	s	s	d	f
t	s	h	i	r	t	g	d	w	a
w	e	a	r	j	p	u	t	o	n

Make a wordSnake

putonjeanshattshirtshoesdress

1



2



3



4



I've got ...

1



2



3



4



Mother


Alex

Meera

Stella

Lenny

Father



Д.з.

Сборник стр 101 №6, стр 100 №3

Сделать змейку из слов по теме «одежда» (2 змейки по 7 слов)