

GOOD WRITING IS REWRITING.
Truman Capote

ESSAYS

(For successful writing you should learn how to think, analyze and generalize, solve logical problems, and make conclusions.)



The writing process

A) Prewriting:

1. Plan
2. Brainstorm
3. Generate lists
4. Answer questions
5. Come up with ideas to write about

B) Rough Draft:

recognize and record ideas.


C) Self-Editing/ Peer Revising:

gain insight and understanding of your rough draft by first rewriting it yourself and then with a peer.

D) Final Draft:


use the peer revision and New ideas to create a final draft.





Follow these steps of working on an outline

- 1) Place the title above the outline.
- 2) Do not use the terms “Introduction,” “Body,” and “Conclusion “ in the outline.
- 3) Number main headings with Roman numerals.
- 4) Indent subtopics so that all corresponding letters or numbers are in a vertical line.
- 5) Never allow a subtopic to stand alone; use two or more subtopics.
- 6) Begin each topic and subtopic with a capital letter.
- 7) If the first main topic is a noun, the other main topics must also be noun.

- 
- MAIN PARTS OF AN ESSAY
 - The introduction
 - The body
 - The conclusion



THE INTRODUCTION

- ★ may consist of a single sentence or a whole paragraph
- ★ should catch the reader's interest.

USEFUL LANGUAGE:

state the topic /problem

-Is too much emphasis placed on.....?

- Nowadays, we are often told Every day...

There is no doubt that.....

- Over the past few years,..... Are you among those who.....?

Why has.....become...?


-The British poet...once said that “....”

- There are various facts that support this opinion.

To express opinion

- In my opinion..... I believe..... It seems to me.....

The way I see it.....



THE BODY

The body fulfils the purpose expressed in the introduction.

It may consist of only a few paragraphs .

A good paragraph develops a single idea.

It must contain enough details to develop its idea fully.

USEFUL LANGUAGE

To introduce points

The main / most important / greatest advantage of.....is that.....

Another advantage/ disadvantage of.....

A further advantage/ disadvantage of.....

One point of view in favour of / against...

The best/ worst thing about.....is.....

To list points

In the first place...

First of all.....

To start with...

To begin with...

Secondly...

Thirdly.....

Finally.....

Last but not least.....

To add more points to the same topic

What is more...

Furthermore

Moreover.....

In addition to this....

Besides.....

Apart from this.....

To make contrasting points

on the other hand however..... in spite of the fact that despite the fact that.....

while.....nevertheless... even though..... although.... it can be argued that.....

To introduce examples

- for example for instance... such as..... in particular.....



THE CONCLUSION

It has two main functions:

- rounds out your treatment of your subject
- tells your reader that you have finished.

Since the conclusion is your last word to the reader, it is important that it emphasizes the main point that your paper is supposed to make.

There are several good ways of doing this:

by summarizing the main idea of the paper

by repeating in different words the main stated in the introduction

by making a significant proposal.


USEFUL LANGUAGE

To conclude

to sum up..... all in all all things considered..... on the whole.....

in conclusion taking everything into account...../ as was previously stated

All in all, I still feel that the benefits ofoutweigh the disadvantages.



Вот наиболее важные средства логической связи.

If you want to give an example, you can use

For example

For instance

If you want to add information, use

And

In addition

Also

Too

Moreover

Besides

If you want to summarize, use

In short

In summary

To summarize

To conclude

In conclusion

If you want to sequence ideas, use

Firstly, secondly, finally

The first point is

Lastly

The following

If you want to contrast ideas, write

But (is not used in the beginning of a sentence)

However(it is used in the beginning of a sentence)

Although / even though

Despite / despite the fact that

In spite of / in spite of the fact that

Nevertheless

REMEMBER

- **уложиться в заданное количество слов - Эссе 200-240 слов**
- **Если объем высказывания менее 50% - задание не оценивается – 0 баллов!!!**
- **Если объем превышает максимальный – больше 240 слов, сочинение до конца не проверяется!!!**

GOOD LUCK!!!

