

Инструкция
по работе в программе
LearningApps.org

1. Зайдите на сайт <https://learningapps.org>

The screenshot shows the LearningApps.org website in a browser window. The browser's address bar displays the URL learningapps.org. The page features a navigation bar with a search box (temporarily disabled), a menu for "Все упражнения" (All exercises), and a link for "Новое упражнение" (New exercise). A user login option "Вход" (Login) is also present. The main content area is styled as a corkboard with several pinned cards. One card on the left contains the text "Dear users of LearningApps.org" and a notice about server infrastructure changes, listing deactivated features like the search box and chat tools. Other cards include a "Что такое LearningApps.org?" (What is LearningApps.org?) link, a "Показать помощь" (Show help) link, and various images such as a person on a mountain, a globe with "WWW", a cityscape, a Czech flag, and a portrait of a man.

LearningApps.org

Search temporarily disabled | Все упражнения | Новое упражнение | Вход

▶ Что такое LearningApps.org?
▶ Показать помощь

Dear users of LearningApps.org

We have expanded the server infrastructure of LearningApps.org to accommodate the massive increase in usage. However, in order to guarantee operation, the following functions will remain deactivated until further notice:

- Search box
- Tools for creating new chats, pinboards etc.
- Statistics functions (e.g. correctly solved tasks)

We hope you understand. Team LearningApps.org

2. Введите логин и пароль (в первой строчке - логин на русском языке, во второй строчке - пароль на английском). Слово **ЛОГИН** означает **ВХОД**

The screenshot shows the LearningApps.org website with a login modal dialog box open. The browser's address bar shows the URL `learningapps.org`. The modal dialog has the title "Войдите под вашим аккаунтом." and contains the following elements:


- A blue circular icon representing a user profile.
- A text input field containing the username "гулале65".
- A password input field with masked characters "....." and a visibility toggle icon.
- An unchecked checkbox labeled "Остаться в системе".
- A blue button labeled "Логин".
- Links for "Создать новый аккаунт" and "Забыли пароль?".


The background website features a search bar (temporarily disabled), navigation links like "Что такое LearningApps.org?" and "Показать помощь", and a notice for users regarding server infrastructure changes. The Windows taskbar at the bottom shows the time as 16:54 on 01.04.2020.

3. Зайдите в раздел «Моя классная комната»



Настройки аккаунта: гулале65 

 **Моя классная комната**

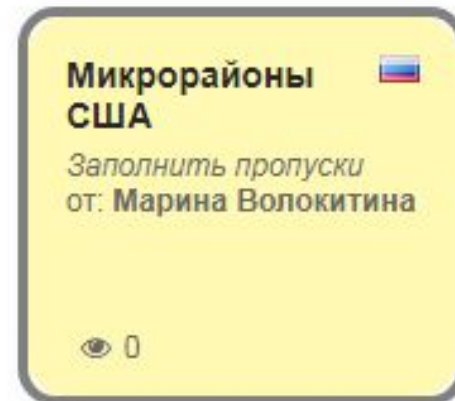
 **Мои приложения**

4. Появится задание. Кликнув на него, задание откроется.

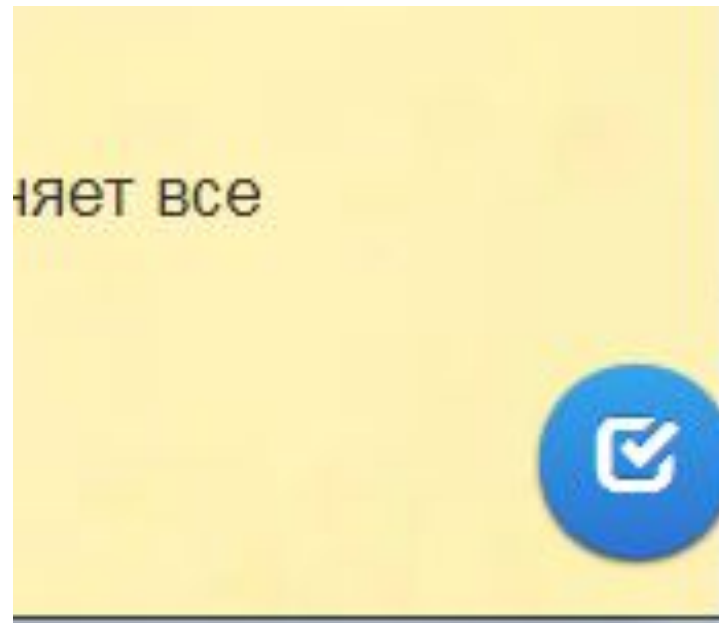
11А (Марина Волокитина )



11А (Марина Волокитина )



6. Проверьте задание,
нажав на синюю галочку, которая
расположена в правом нижнем углу



7. Сделайте скриншот или фотографию выполненного задания и отправьте на почту

ocean1965@mail.ru

(Марина Владимировна)