

Print from the folder

Unit 3 (Fruit for Grandma) (Соедини точки и скажи) Homework 3C

Pick up the... (Подними...)

It's tasty. (Это вкусно.)


Put the... (Положи...)

Can I have...? (Можно мне...?)

Wash the... (Помой...)

-Are you hungry? (Ты голоден?)

-Yes/No. (Да/Нет.)



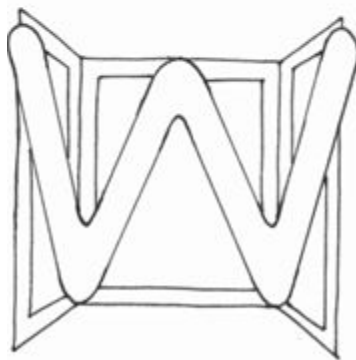
Print from the folder

Alphabet in pictures.


page 6

a/b/c/d/e/f/g/h/i/j/k/l/m/n/o/p/q/r/s/t/u/v/w/x/y/z

ask: Where are your letters? Find and circle. Then write the letters.



HELLO!



**Hello!
How are
you?**



**I'm alright!
Thank you!**



**I'm fine!
Thank you!**

**I'm sad!
Thank you!**

**I'm excellent!
Thank you!**





How old are you?


I'm three.

zayā




Where do you live?

Let's check your



Soung rice. dictionary u. 2.



a/b/c/d/e/f/g/h/i/j/k/l/m/n/o/p/q/r/s/t/u/v/w/x/y/z
10. Where are your letters? Find and circle. Then write the letters.




3B

Fruit for Grandma



























*оригинал***Unit 3 (Fruit for Grandma)****Pick up the... (Подними...)****It's tasty. (Это вкусно.)****Put the... (Положи...)****Can I have...? (Можно мне..?)****Wash the.. (Помой...)****Are you hungry? (Ты голоден?)****Yes/No. (Да. Нет.)**

Find the fruit to put in the basket.



LET'S
READ!



Aa 	Bb 	Cc 	Dd 	Ee 	Ff 	Gg 
Hh 	Ii 	Jj 	Kk 	Ll 	Mm 	Nn 
Oo 	Pp 	Qq 	Rr 	Ss 	Tt 	Uu 
Vv 	Ww 	Xx 	Yy 	Zz 		

Alphabet! Tell the story about the letters.

A B C D





Uu -Так и не смогла бабушка уснуть. Пошла к колодцу напиться,а там ты!«Ю-Ю-Ю выбирайся из колодца!»

Vv -Ты выбрался из колодца и показал всем знак победы:«Ви-Ви-Ви!»



Ww -Бабушка позвала тебя в гости. Закрыла хлопающие окна(Дабл ю-Дабл ю-Дабл ю),чтобы не простудиться.

Xx -Бабушка поставила посмотреть фантастический фильм с названием Люди X(Экс-Экс-Экс).



Let's sing a song!



How Many Fingers _ Kids Songs _ Super Simple Songs.mp4



Let's have fun!



How Many Fingers _ Kids Songs _ Super Simple Songs.mp4



HOW
MANY





HOW
MA





2 paза



14. Дорожка 14.mp3




1 paз



2 paза



2 paза





orange



coconut



pineapple



grapes



strawberries



BANANA



plum



peach




pear

What's missing?



With cards on the floor.

Young Picture Dictionary U.3.Fruit for Grandma



Pick up the...



Put the...



Wash the...



It's tasty.

A game with cards on the floor!!!!

Сперва знакомим с General cards:

-Wash the...

- Pick up the...

-Put the..

- Can I have...

-Its tasty.

Затем вводим course cards: wash the pear, put the plum...

Let's have a picnic.





Hot Spot - Simon's Cat.mp4

Let's watch a cartoon.




Nut Again - Simon's Cat.mp4



Hot Spot - Simon's Cat.mp4



Little Box - Simon's Cat.mp4



homework

Выдается в среду 29.09.2021

Сделать на понедельник

04.09.2021

1. Прописать буквы
и,у,ш,х.
2. Копия.

Unit 3 (Fruit for Grandma) (Соедини точки и скажи)

Homework 3C

Pick up the... (Подними...)

Put the... (Положи...)

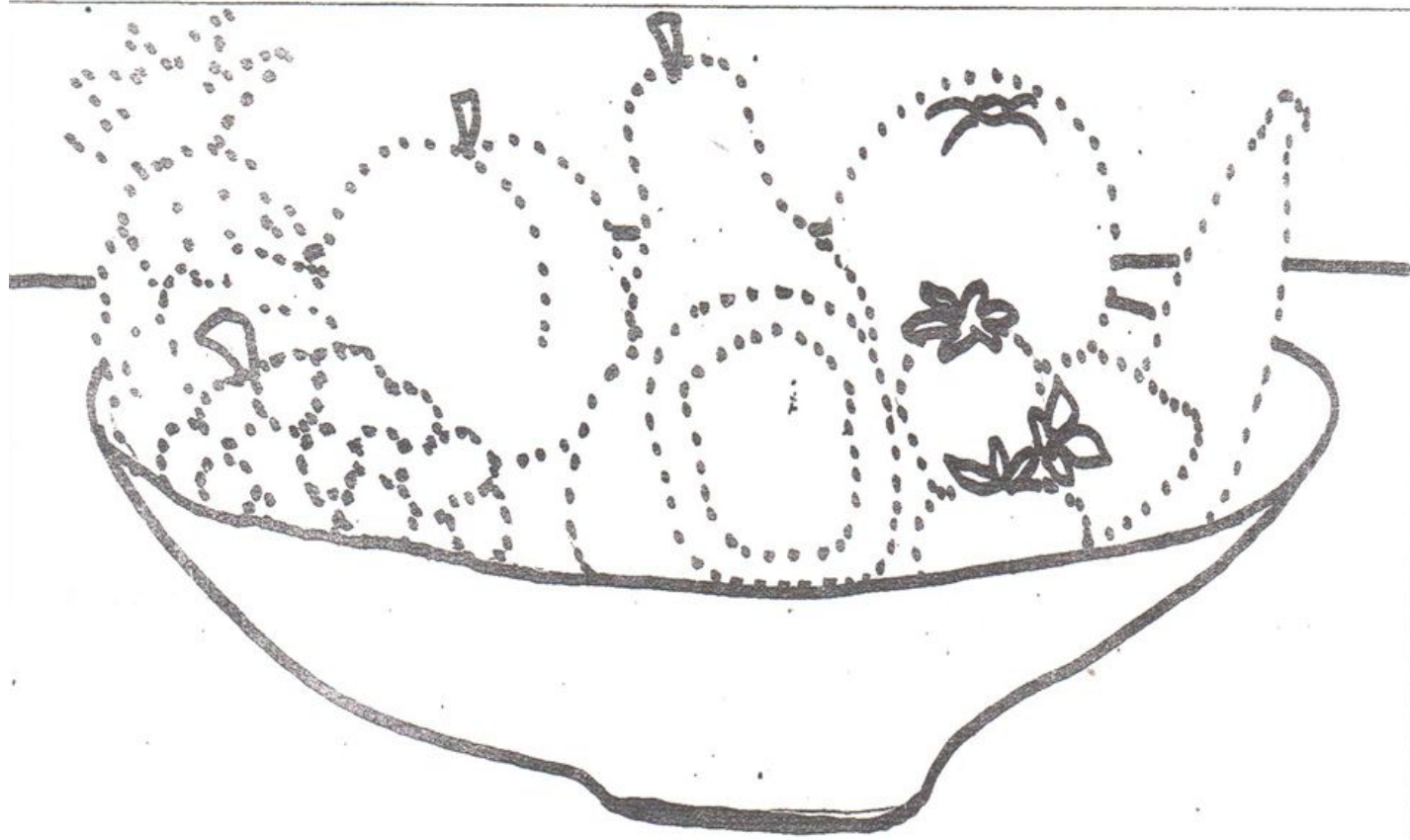
Wash the... (Помой...)

It's tasty. (Это вкусно.)

Can I have..? (Можно мне..?)

-Are you hungry? (Ты голоден?)

-Yes/No. (Да. Нет.)



a / b / c / d / e / f / g / h / i / j / k / l / m / n / o / p / q / r / s / t / u / v / w / x / y / z

Task: Where are your letters? Find and circle. Then write the letters.

