



**“SCHOOL”**

**MADE BY STUDENTS OF THE 5<sup>TH</sup> FORM**

**“ MULTIPROFILE GYMNASIUM”**

**TEACHER: ZHUBANISHCHEVA.G.B**

# LEARN THE WORDS

## Classroom

Authored by : [kati](#) Category : [School](#)

**Learning Chocolate**

Review Match up 1 Match up 2 Match up 3 Fill in Dictation Help

a picture

a pencilcase

a bag

a chair

a teacher

a notebook

a pencil

a blackboard


a book

a desk

A B C D E F G H I J K L M N O P Q  
a b c d e f g h i j k l m n o p



# Back to School Crossword



## Across

4. Do you need to sharpen yours?
5. Write or draw on this.
8. You write on this with chalk.
10. Please \_\_\_\_\_ your name on your work.

## Down

1. Draw straight lines with this.
2. It has a keyboard and a screen.
3. Where you go to play at break (recess)
6. Read these at home or school.
7. They help you learn new things.
9. The teacher sits here.

# WRITE A STORY ABOUT YOUR SCHOOL



5  
B



# TELL: WHAT THINGS DO YOU NEED FOR SCHOOL?

---



# WHAT IS THE BOY DOING?

---



# DESCRIBE WHAT IS IN THE SCHOOLBAG?

---




# DESCRIBE THE CLASSROOM






# WHAT SUBJECTS DO YOU LEARN AT SCHOOL?



**Coloring Page Tuesdays**  
by children's book author & illustrator  
Elizabeth O. Dulemba ~ [www.dulemba.com](http://www.dulemba.com)



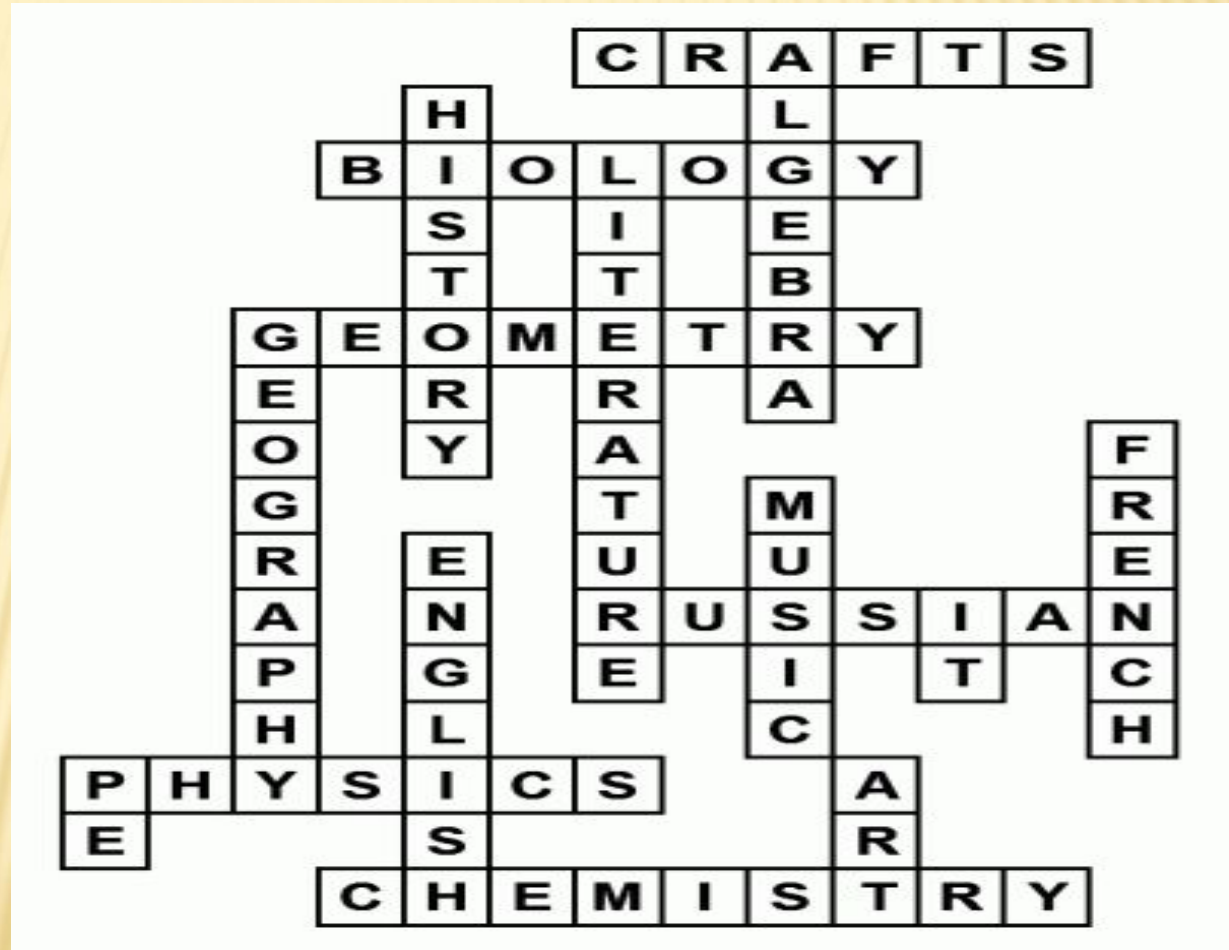
© Elizabeth O. Dulemba  
[www.dulemba.com](http://www.dulemba.com)

Learn more about Elizabeth's books and find more coloring pages at [www.dulemba.com](http://www.dulemba.com).  
All Coloring Page Tuesday images are available for personal or non-commercial use.  
If you would like to purchase rights to an image for commercial use, please email [elizabeth@dulemba.com](mailto:elizabeth@dulemba.com).  
If you have questions about usage, please visit [www.dulemba.com/copyright.html](http://www.dulemba.com/copyright.html).

# MAKE UP SENTENCES WITH THESE WORDS



# TRANSLATE THESE WORDS



# School Subjects

A crossword puzzle grid with 15 numbered clues and corresponding illustrations for school subjects. The clues are:

- 1: A pair of sneakers.
- 2: A handshake.
- 3: A girl looking at a grasshopper.
- 4: A drawing of a flower.
- 5: Religious symbols: a crescent moon, a cross, and a Star of David.
- 6: A boy holding a plus sign, a multiplication sign, and a percent sign.
- 7: The flags of the United Kingdom and France.
- 8: A Bunsen burner and a test tube.
- 9: A classical building with columns.
- 10: The flag of the United Kingdom.
- 11: A globe of the Earth.
- 12: A musical note on a staff.
- 13: An atomic symbol.
- 14: A computer monitor, keyboard, and mouse.
- 15: A laptop with a pencil and a squiggle on the screen.



A PENCIL



A  
BLACKBOARD



BOOKS



COLOURED  
PENCILS

# What's this?

1.



It's a b \_ \_ \_ .



It's a classroom.



3.




It's a d \_ s \_ .

2.



It's a p \_ n \_ \_ l .



4.

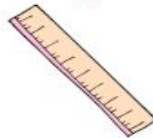


It's a \_ \_ n .



It's a c \_ m \_ \_ t \_ \_ .

6.



It's a  
r \_ \_ \_ \_ .

# WHAT CAN YOU SEE ON THE PICTURE?

---



# MAKE UP A DIALOGUE

---





**THANK YOU FOR YOUR WORK! WELL  
DONE!**

---





# Back to School Crossword



## Across

4. Do you need to sharpen yours?
5. Write or draw on this.
8. You write on this with chalk.
10. Please \_\_\_\_\_ your name on your work.

## Down

1. Draw straight lines with this.
2. It has a keyboard and a screen.
3. Where you go to play at break (recess)
6. Read these at home or school.
7. They help you learn new things.
9. The teacher sits here.