




Read and translate the poster


LearnEnglish Teens Online safety poster

Read the poster and do the exercises to learn how to stay safe online and to practise your reading skills.

- ▶ Instructions
- ▶ Preparation

8 tips to stay safe online

- 1 Be nice to people online. 
- 2 Take care with what you share. 
- 3 Keep personal information private. 

Ashley Smith
071 834 7002
3 The Pond, London
ashley@mail.uk
- 4 Check your privacy settings. 

Who can see your posts?
○ Only me
○ Friends
○ Public

HELP & SUPPORT


- ▶ Covid-19 learning support
- ▶ Find content for your English level
- ▶ CEF levels
- ▶ Getting started
- ▶ House rules


COURSES


- ▶ Find an English course


Top Post

Viewed Liked Commented

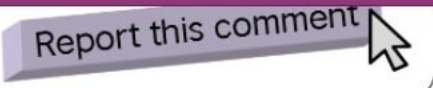
The influencers making a difference on TikTok 

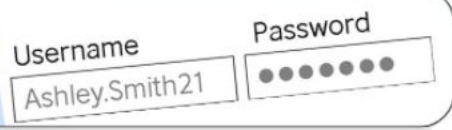
How can more women get into politics? 


Is social media good for you? 


Did you ever post mean 

17:11 24.04.2021

5 Know how to report posts. 

6 Keep your passwords safe. 

7 Never meet anyone in person you've only met online. 

8 If you see anything online that you don't like or you find upsetting, tell someone you trust. 

Let It Happen: The three Dutch dancing sisters



► Games

▼ Check your understanding: grouping

Online safety poster

Put the sentences into the correct groups.

8 items remaining

talk to an adult if you have a bad experience online.

Check your understanding: grouping

Put the sentences into the correct groups.

8 items remaining

- talk to an adult if you have a bad experience online.
- be polite and kind to people.
- share bad photos of your friends.
- meet anyone in real life that you met online.
- think before you share photos.
- check your privacy settings regularly.
- write mean or horrible messages.
- tell your friends your passwords.

When you're online, DO ...

When you're online, DON'T ...



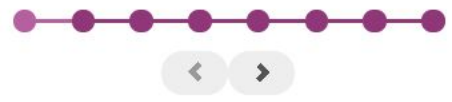
▼ Check your understanding: reordering

Online safety poster

Put the words in the correct order to make the online safety tips.

8 items remaining

to nice Be people online.



 Finish

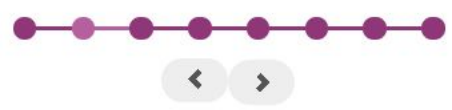
 Try again

Online safety poster

Put the words in the correct order to make the online safety tips.

7 items remaining

what care with Take share. you



Finish

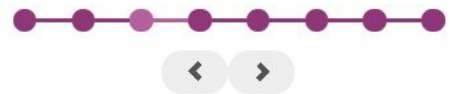
Try again

Online safety poster

Put the words in the correct order to make the online safety tips.

7 items remaining

private. personal information Keep



Finish

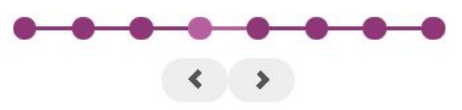
Try again

Online safety poster

Put the words in the correct order to make the online safety tips.

7 items remaining

your settings. privacy Check



Finish

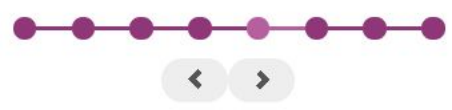
Try again

Online safety poster

Put the words in the correct order to make the online safety tips.

7 items remaining

how posts. to report Know



Finish

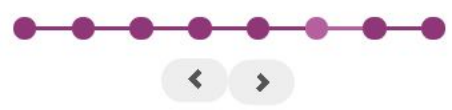
Try again

Online safety poster

Put the words in the correct order to make the online safety tips.

7 items remaining

passwords Keep safe. your



Finish

Try again

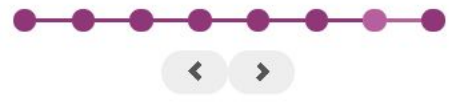
Online safety poster

Put the words in the correct order to make the online safety tips.

7 items remaining

meet Never anyone met online. you've only in person

Seven empty boxes for reordering the words.



Finish
Try again

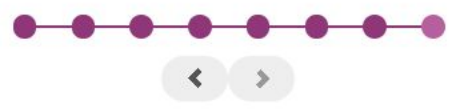
Online safety poster

Put the words in the correct order to make the online safety tips.

7 items remaining

or you find upsetting, you don't like anything online If you see that tell someone you trust.

Empty boxes for the answer sequence.



Finish Try again