


Imagine!
1

Oxford Read and Imagine



Imagine!
1

Oxford Read and Imagine



Robbers at the Museum

By Paul Shipton

Illustrated by Fabiano Fiorin


Activities by Hannah Fish



Contents

➔	Robbers at the Museum . . .	2
➔	Activities	20
➔	Project	28
➔	Picture Dictionary	30
➔	About Read and Imagine . .	32
➔	Key (Activities for Exam Practice) . . .	32

OXFORD
UNIVERSITY PRESS





Rosie is painting a picture at the table.

Ben looks at the picture. 'It's nice,' he says. 'What is it? Is it a horse?'

'No, it isn't!' says Rosie.

What is it?




Ben looks at the picture again. 'Is it a cow?' he asks.

'No!' says Rosie. 'It's a cat!'

She looks at her picture. 'I'm not good at art,' she says. 'I don't want to paint now.'

I'm not good at art.







Grandpa's robot,
Clunk, drives the van
to the art museum.

Grandpa sees his friend.

'Meet my friend Bill,' says
Grandpa to the children.

'Nice to meet you,' say Ben and Rosie.



Go to page 21 for activities.




'I want to talk to your grandfather about this book,' says Bill to Ben and Rosie. 'You can look at the museum.'

Clunk goes with Ben and Rosie.

'Do you like art, Clunk?' asks Ben.

'I don't know,' says Clunk.



Ben points at a blue vase. 'Look at this vase,' he says. 'It's very old.'

Clunk doesn't like the vase.

'Do you like these statues?' asks Rosie.

Clunk doesn't like the statues.



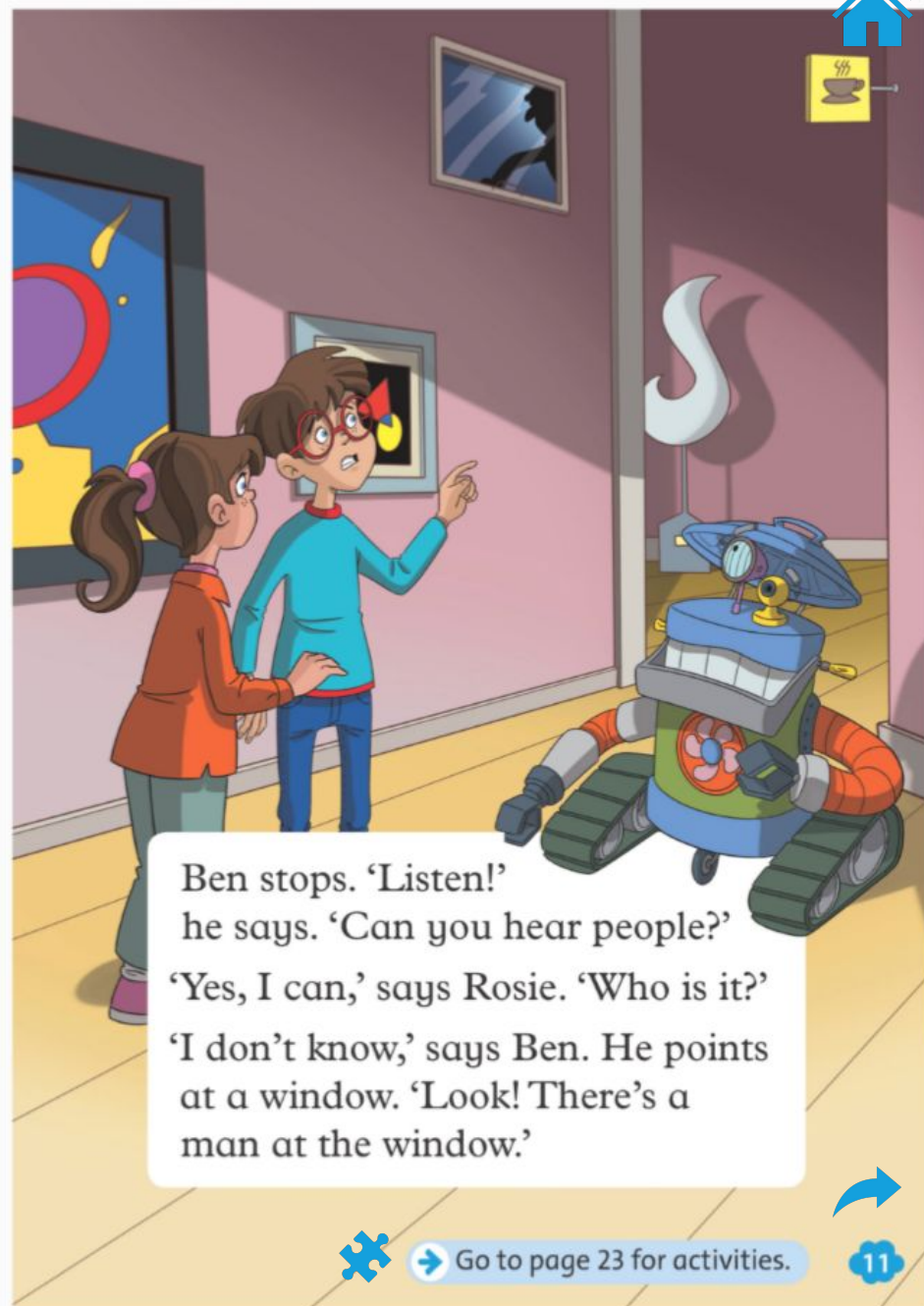
Go to page 22 for activities.



Ben points at a big picture. 'I like the colors in this picture,' he says.

'I like this picture,' says Clunk. 'It's my favorite.'

'That isn't a picture, Clunk,' says Rosie.
'That's a museum sign!'



Ben stops. 'Listen!' he says. 'Can you hear people?' 'Yes, I can,' says Rosie. 'Who is it?' 'I don't know,' says Ben. He points at a window. 'Look! There's a man at the window.'





Two men in black clothes
are at the window.


‘They’re robbers!’ says Ben.

‘They want to steal the art!’

‘Quick, run!’ says Rosie.

But there isn’t a door close
to the children.

They’re robbers!



‘I have an idea!’ says Ben. ‘Quick!
Come to these statues!’

They stand next to the statues.

‘Now don’t talk and don’t move!’
says Ben.





The two robbers are in the museum now. One of them has the blue vase in his hands.

‘What do you want to steal?’ he asks.
His friend points a flashlight at some pictures.

‘Let’s see,’ he says.



‘I want to steal a statue,’ says the robber with the vase.

His friend looks at the statues. Then he looks at the children and Clunk.

‘I don’t like this little statue,’ he says.
‘It’s ugly!’





'I am not ugly!' says Clunk.

'The statues can talk!' says the robber with the vase. He's scared.
The blue vase falls from his hands.

I am not ugly!



Clunk jumps and catches the vase.

'I have it!' he says.



'Let's go!' says the man with the flashlight.

The two robbers run. They want to go to the window. But they can hear police cars in the street.



Go to page 26 for activities.



17

16



Grandpa and Bill are at the door. There are some police officers with them. Bill points at the two robbers. 'There!' he says. 'Stop!' shouts a police officer to the robbers.



Clunk gives the vase to Bill.

'Thank you,' says Bill. 'This vase is very old.'

'Let's go home, Grandpa,' says Rosie. 'I want to paint my picture now!'



Go to page 27 for activities.

Activities for pages 4-5

1 Write the words.



1 t a c
cat



2 c t u e r p i



3 c w o



4 a i n t p



5 r e s h o



6 t r a

2 Write *yes* or *no*.

- Rosie is painting at the table.
- Ben is painting a picture, too.
- Rosie paints a horse.
- Rosie paints a cat.
- Rosie says, 'I'm not good at art.'

yes

Talk Do you like painting? Talk to a friend.

Activities for pages 6-7

1 Circle the correct words.

- 'Do' / Are you want to go to the art museum?
- Grandpa's friend Bill are / is a guard.
- Grandpa wants giving / to give Bill a book.
- Clunk drives the van to / at the museum.
- Grandpa sees his / him friend Bill.
- 'Nice to meet / meeting you!'

2 Put a tick (✓) or a cross (X) in the box.



1 This is a guard.



2 This is a museum.



3 This is a robot.



4 These are children.





Activities for pages 8-9

1 Choose and write the correct words.

Grandpa and Bill talk about the ¹ book.
Ben, Rosie, and Clunk look at the ²
Ben ³ at a blue vase. Clunk doesn't
like the ⁴ . They look at the statues.
Clunk doesn't like the statues.



points



statue



museum



book



vase

2 Complete the sentences.

points ~~talk~~ look goes like

- Bill wants to talk to Grandpa.
- 'You can at the museum.'
- Clunk with Ben and Rosie.
- 'Do you art, Clunk?'
- Ben at a blue vase.

Do you like art? Talk to a friend.



Activities for pages 10-11

1 Order the words.

- likes / colors / a picture. / Ben / in / the
Ben likes the colors in a picture.
- likes / sign! / Clunk / a / museum
- and Rosie / hear / people. / Ben / can
- points / window. / Ben / a / at
- the window. / There's / man / a / at

2 Look at the picture on page 10.

Write *yes* or *no*.

- There are three pictures.
- Rosie is looking at a picture.
- Clunk is looking at a sign.
- Ben is talking to Grandpa.
- Clunk has a vase.
- There is a window.

no

<input type="text"/>
<input type="text"/>
<input type="text"/>
<input type="text"/>
<input type="text"/>



Activities for pages 12-13

1 Write the words.

steal move ~~clothes~~ idea



clothes







2 Order the words.

1 want to / Two / the art. / men / steal

2 a door / There / the children. / isn't / close to

3 stand / next / They / to / the statues.

4 move. / talk / and don't / Now don't

Talk Do the men see Ben, Rosie, and Clunk?
Tell a friend your ideas.

Activities for pages 14-15

1 Choose and write the correct words.

The two robbers are in the museum now.
One ¹ has the blue vase. One
robber has a ² . He looks at some
pictures. The robber with the vase wants to
steal a ³ . The robbers look at the
⁴ and Clunk.



flashlight



statue



robber



children



vase

2 Match. Then write the sentences.

1 'What do you ☐ steal a statue.'

2 'I want to ☐ this little statue.'

3 'I don't like ☐ want to steal?'

1 'What do you want to steal?'

2

3



Activities for pages 16-17

1 Write the words.



1 l k a t



2 h a d n s



3 u m j p



4 a f l l



5 c s r a e d



6 c a h t c

2 Look at the big picture on page 16.

Write *yes* or *no*.

- 1 Clunk is next to Rosie.
- 2 One robber has a flashlight.
- 3 One robber has a statue.
- 4 Clunk is talking.
- 5 The robbers' clothes are black.



Activities for pages 18-19

1 Circle the correct words.

- 1 Grandpa is with / at some police officers.
- 2 Bill points at the two / too robbers.
- 3 A police officer shouting / shouts, 'Stop!'
- 4 Clunk gives / give the vase to Bill.
- 5 Rosie wants painting / to paint her picture.

2 Put a tick (✓) or a cross (X) in the box.



1 This is a door.

☐


2 This is a police officer.

☐


3 This is a robber.

☐


4 This is a police car.

☐




Talk Do you like this story? Talk to a friend.



Talk about Art!

1 Complete the chart.


cat vase horse black museum red
statue blue cow picture bird green

 Art	 Colors	 Animals

2 Do you know more art, color, and animal words? Write them in the chart.



3 Look at the picture and answer the questions.



What can you see?

What colors can you see?

Do you like the colors?

Is it a happy picture or a sad picture?

Do you like the picture?

Talk Talk to a friend about the picture.



Picture Dictionary



art



cat



catch



children



clothes



cow



fall



flashlight



guard



horse



idea



meet



move



museum



paint



people



picture



point



police car



police officer



robber



robot



scared



shout



sign



statue



steal



stop



street



van



vase



window



Oxford Read and Imagine

Oxford Read and Imagine graded readers are at eight levels (Starter, Beginner, and Levels 1 to 6) for students from age 4 and older. They offer great stories to read and enjoy.

Activities provide Cambridge Young Learner Exams preparation. See Key below.

At Levels 1 to 6, every storybook reader links to an Oxford Read and Discover non-fiction reader, giving students a chance to find out more about the world around them, and an opportunity for Content and Language Integrated Learning (CLIL).

For more information about Read and Imagine, and for Teacher's Notes, go to www.oup.com/elt/teacher/readandimagine

KEY




Activity supports Cambridge Young Learners Starters Exam preparation



Oxford Read and Discover

Do you want to find out more about art and art museums?
You can read this non-fiction book.



OXFORD
UNIVERSITY PRESS

Great Clarendon Street, Oxford, OX2 6DP, United Kingdom
Oxford University Press is a department of the University of Oxford. It furthers the University's objective of excellence in research, scholarship, and education by publishing worldwide. Oxford is a registered trade mark of Oxford University Press in the UK and in certain other countries

© Oxford University Press 2014

The moral rights of the author have been asserted

First published in 2014

2018 2017 2016 2015 2014

10 9 8 7 6 5 4 3 2 1

No unauthorized photocopying

All rights reserved. No part of this publication may be reproduced, stored in a retrieval system, or transmitted, in any form or by any means, without the prior permission in writing of Oxford University Press, or as expressly permitted by law, by licence or under terms agreed with the appropriate reprographics rights organization.

Enquiries concerning reproduction outside the scope of the above should be sent to the ELT Rights Department, Oxford University Press, at the address above
You must not circulate this work in any other form and you must impose this same condition on any acquirer
Links to third party websites are provided by Oxford in good faith and for information only. Oxford disclaims any responsibility for the materials contained in any third party website referenced in this work

ISBN: 978 0 19 472270 4

Printed in China

This book is printed on paper from certified and well-managed sources

ACKNOWLEDGEMENTS

Main illustrations by: Fabiano Fiorin/Milan Illustrations Agency.

Activity illustrations by: Dusan Pavlic/Beehive Illustration; Alan Rowe; Mark Ruffle.



Oxford Read and Imagine

Robbers at the Museum

By Paul Shipton Illustrated by Fabiano Fiorin

Rosie, Ben, and Clunk the robot go to the art museum with Grandpa. What do they do when two robbers want to steal the art?

Word count for this story: 570 words

Read and Imagine provides great stories to read and enjoy, with language support, activities, and projects. Follow Rosie, Ben, and Grandpa on their exciting adventures ...

Series Consultant: Paul Shipton

S Starter
100 headwords

B Beginner
150 headwords

1 Level 1 ✓
300 headwords

2 Level 2
450 headwords

3 Level 3
600 headwords

4 Level 4
750 headwords

5 Level 5
900 headwords

6 Level 6
1,050 headwords

Also available:

- Audio CD Pack
- Activity Book



You can also enjoy this non-fiction book from Oxford Read and Discover.

SHAPING learning TOGETHER

OXFORD
UNIVERSITY PRESS

www.oup.com/elt

Level 1
Activities
support
CYL Starters
Exam
preparation

CEFR
B1
A2
A1

ISBN 978-0-19-472270-4

